



## Shipment Receipt

**Transaction Date:** 02 Feb 2009  
**Tracking Number:** 1Z96964F0392581349

### Address Information

<b>Ship To:</b> NHDES/Waste Management Division GW Management Permit Coordinator 29 Hazen Drive CONCORD NH 03301-6503	<b>Ship From:</b> SOVEREIGN CONSULTING eric simpson 905-B SOUTH MAIN STREET SUITE 202 MANSFIELD MA 02048 Telephone: 508-339-3200	<b>Return Address:</b> SOVEREIGN CONSULTING eric simpson 905-B SOUTH MAIN STREET SUITE 202 MANSFIELD MA 02048 Telephone: 508-339-3200
---	--	---

### Package Information

Weight	Dimensions / Packaging	Declared Value	Reference Numbers
1. 1.0 lbs	My Packaging		{Reference#2 - EQ790-405-18 ETR-ASSUR}

### UPS Shipping Service and Shipping Options

**Service:**  
UPS Ground Service  
**Guaranteed By:<sup>1</sup>:**  
End of Day Tuesday, 2/3/2009

<b>Shipping Fees Subtotal:</b>	<b>4.72 USD</b>
<b>Transportation</b>	<b>4.57 USD</b>
<b>Fuel Surcharge</b>	<b>0.15 USD</b>

### Payment Information

**Bill Shipping Charges to:** Shipper's Account 96964F

<b>Total Charged:</b>	<b>4.72 USD</b>
-----------------------	-----------------

**Note:** Your invoice may vary from the displayed reference rates.

<sup>1</sup> \* For delivery and guarantee information, see the [UPS Service Guide](#). To speak to a customer service representative, call 1-800-PICK-UPS for domestic services and 1-800-782-7892 for international services.

#### Responsibility for Loss or Damage

Unless a greater value is recorded in the declared value field as appropriate for the UPS shipping system used, the shipper agrees that the released value of each package covered by this receipt is no greater than \$100, which is a reasonable value under the circumstances surrounding the transportation. If additional protection is desired, a shipper may increase UPS's limit of liability by declaring a higher value and paying an additional charge. UPS does not accept for transportation and shipper's requesting service through the Internet are prohibited from shipping packages with a value of more than \$50,000. The maximum liability per package assumed by UPS shall not exceed \$50,000, regardless of value in excess of the maximum. Claims not made within nine months after delivery of the package (sixty days for international shipments), or in the case of failure to make delivery, nine months after a reasonable time for delivery has elapsed (sixty days for international shipments), shall be deemed waived. The entry of a C.O.D. amount is not a declaration of value for carriage purposes. All checks or other negotiable instruments tendered in payment of C.O.D. will be accepted by UPS at shipper's risk. UPS shall not be liable for any special, incidental, or consequential damages. All shipments are subject to the terms and conditions contained in the UPS Tariff and the UPS Terms and Conditions of Service, which can be found at [www.ups.com](http://www.ups.com).

**Waste Management Division  
PO Box 95, 29 Hazen Drive  
Concord, NH 03302**


**Type of Submittal (Check One-Most Applicable)**

<input type="checkbox"/> Work Scope <input type="checkbox"/> Reimbursement Request	<input type="checkbox"/> Remedial Action <ul style="list-style-type: none"> <li>• Remedial Action Plan</li> <li>• Bid Plans and Specifications</li> <li>• Remedial Action Implementation Report</li> </ul>
<input type="checkbox"/> UST Facility Report <input type="checkbox"/> AST Facility Report	<input type="checkbox"/> Treatment System and POE O&M <input type="checkbox"/> Activity and Use Restriction
<input type="checkbox"/> Emergency/Initial Response Action <input type="checkbox"/> Groundwater Quality Assessment	<input type="checkbox"/> Temporary Surface Water Discharge Permit
<input type="checkbox"/> Initial Site Characterization <input type="checkbox"/> Site Investigation <ul style="list-style-type: none"> <li>• Site Investigation Report</li> <li>• Supplemental Site Investigation Report</li> <li>• GMZ Delineation</li> <li>• Source Area Investigation</li> <li>• Data Submittal</li> <li>• Annual Summary Report</li> </ul> <input type="checkbox"/> Unsolicited Environmental Sampling Notification <input type="checkbox"/> Closure Documentation	<input type="checkbox"/> Groundwater Management Permit <ul style="list-style-type: none"> <li>• Permit Application</li> <li>• Renewal Application</li> <li>• Deed Recordation Documentation</li> <li>• Abutter Notification Documentation</li> <li>• Release of Recordation Data Submittal</li> </ul> <input checked="" type="checkbox"/> Annual Summary Report

**GROUNDWATER MONITORING REPORT  
Shell-Branded Service Station #138282  
7 Harris Road  
Nashua, New Hampshire 03062  
NHDES Site #198705008-N-003  
Leaking Underground Storage Tank  
Project Number 11732**

Prepared For:  
Motiva Enterprises LLC  
1830 South Road, Unit 24, PMB 301  
Wappingers Falls, NY 12590  
Phone Number (845) 462-5225  
Contact: David Weeks

Prepared By:  
Sovereign Consulting Inc.  
905B South Main Street  
Mansfield, MA  
Phone Number (508) 339-2300  
Contact: Linda S. Falk, C. G. P.G., LSP



February 2, 2009

**Recommended Risk Category (Check One)**

<input type="checkbox"/> 1. Immediate Human Health Risk (Impacted water supply well, etc.) <input type="checkbox"/> 2. Potential Human Health Risk (Water supply well within 1000' or Site within SWPA) <input type="checkbox"/> 3. Free Product or Source Hazard	<input type="checkbox"/> 4. Surface Water Impact <input type="checkbox"/> 5. No Alternate Water Available/No Existing Wells in Area <input type="checkbox"/> 6. Alternate Water Available/High Level Groundwater Contamination (> 1,000 x AGQS)	<input checked="" type="checkbox"/> 7. Alternate Water Available/Low Level Groundwater Contamination (< 1,000 x AGQS) <input type="checkbox"/> 8. No AGQS Violation/No Source Remaining <input type="checkbox"/> Closure Recommended
---	---	--

**COVER SHEET FOR  
DATA SUBMITTAL AND ANNUAL REPORT  
(WHEN SAMPLING UNDER A GROUNDWATER MANAGEMENT PERMIT)**

---

Site Name: Shell Service Station #138282 ; Town: Nashua

Permit #: 198705008 - N - 003

**Type of Submittal** (Check All That Apply):

- Annual Report
- Data Submittal (Check Month of Sampling Event Per Condition #7 of Permit)  
 Jan.;  Feb.;  March;  April;  May;  June;  July;  Aug.;  Sept.;  Oct.;  Nov.;  Dec.
- Due Date (Per Condition #7 of Permit): \_\_\_\_\_

**Check each Box where the answer to any of the following questions is "YES":**

Sampling Results

- Were any New compounds detected during the latest sampling event at any sampling point? (*Does not apply to Natural Attenuation parameters*)  
o Well/Compound \_\_\_\_\_ / \_\_\_\_\_
- Are there any First Time drinking water well receptor impacts?  
o Do compounds detected exceed AGQS?  
o Well/Compound \_\_\_\_\_ / \_\_\_\_\_
- Is there any First Time free product detection in any monitoring point?  
o Surface Water (*visible sheen*)  
o Groundwater (*1/8" or greater thickness*)  
o Well/Compound \_\_\_\_\_ / \_\_\_\_\_

Dissolved Plume Contaminant Trends

Source Area Wells

- Do sampling results show an increasing concentration trend in any source area monitoring well for any compound over the last six sampling events?  
o Well/Compound \_\_\_\_\_ / \_\_\_\_\_

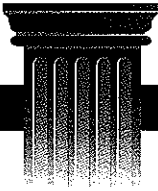
GMZ Boundary Wells

- Do sampling results show an increasing concentration trend in GMZ Boundary well for any compound over the last six sampling events?  
o Well/Compound \_\_\_\_\_ / \_\_\_\_\_

Recommendations

- Are there any recommendations being made as a result of the recent sampling requiring DES action? (*Other than to continue with existing permit conditions*)
- 

**Note:** This form to be completed for Oil Remediation & Compliance Bureau projects only. Failure to fully complete this form may result in denial of any associated reimbursement claim.



SOVEREIGN CONSULTING INC.

February 2, 2009  
Via Electronic Submittal

NHDES/Waste Management Division  
Site Remediation Programs  
Groundwater Management Permit Coordinator  
P.O. Box 95  
29 Hazen Drive  
Concord, New Hampshire 03302

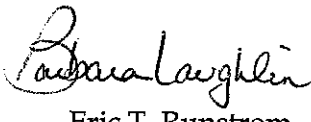
**Re: ANNUAL SITE STATUS UPDATE REPORT**  
Shell-Branded Gasoline Station  
7 Harris Road  
Nashua, New Hampshire  
NHDES Site # 198705008  
GMP # 198705008-N-003  
Project # 11732

To Whom It May Concern:

On behalf of Motiva Enterprises LLC (Motiva), Sovereign Consulting Inc. (Sovereign) is submitting this Annual Site Status Update Report (ASSUR), which includes a summary of sampling events conducted in April and November of 2008 for the above-referenced site. This ASSUR was prepared in accordance with New Hampshire Department of Environmental Services (NHDES) requirements.

If you have any questions regarding this submittal, please feel free to contact the undersigned.

Sincerely,  
SOVEREIGN CONSULTING, INC.

 *on behalf of*

Eric T. Runstrom  
Project Manager



Linda S. Falk, C.G., P.G., LSP  
Senior Project Manager

Attachments: Annual Site Status Report

cc: *With Attachments:*  
David Weeks - Motiva  
Sovereign File - EQ790

---

## TABLE OF CONTENTS

<b>1.0 INTRODUCTION .....</b>	<b>1</b>
<b>2.0 SUMMARY OF COMPLETED ACTIVITIES .....</b>	<b>1</b>
<b>2.1 Groundwater Monitoring .....</b>	<b>1</b>
<b>2.2 Groundwater Sampling .....</b>	<b>1</b>
<b>2.3 Surface Water Sampling .....</b>	<b>1</b>
<b>2.4 Evaluation of Site Groundwater and Surface Water Conditions.....</b>	<b>2</b>
<b>2.5 Evaluation of Trends in Groundwater Gauging and Analytical Data.....</b>	<b>2</b>
<b>3.0 ARID PERMEATOR SYSTEM MONITORING .....</b>	<b>3</b>
<b>4.0 REMEDIAL ACTION PLAN EVALUATION AND RECOMMENDATIONS .....</b>	<b>3</b>
<b>4.1 Remedial Action Plan Evaluation.....</b>	<b>3</b>
<b>4.2 Recommendations and Schedule.....</b>	<b>3</b>

## FIGURES

Figure 1	Site Location Map
Figure 2	Site Plan
Figure 3	Site Vicinity Plan
Figure 4	Groundwater Data Map - April 24, 2008
Figure 5	Groundwater Data Map - November 14, 2008
Figure 6	MTBE Isometric Concentration Map - April 24, 2008
Figure 7	TBA Isometric Concentration Map - April 24, 2008

## TABLES

Table 1	Summary of Groundwater Gauging Data
Table 2	Summary of Groundwater Analytical Results
Table 3	Summary of Surface Water Analytical Results

## ATTACHMENTS

Attachment A	Copy of Groundwater Monitoring Permit
Attachment B	Laboratory Analytical Data
Attachment C	Contaminants of Concern Concentration Charts
Attachment D	ARID Technologies, Inc. Monitoring Data



SOVEREIGN CONSULTING INC.

## Annual Site Status Update Report

Shell-Branded Gasoline Station  
7 Harris Road  
Nashua, New Hampshire

February 2, 2009

**NHDES Site # 198705008**  
**GMP #198705008-N-003**

**Prepared for:**

Motiva Enterprises LLC  
PMB 301  
1830 South Road, Unit 24  
Wappingers Falls, New York 12590

**Prepared by:**

Sovereign Consulting, Inc.  
905B South Main Street  
Suite #202  
Mansfield, MA 02048

**Project Number: EQ790**

## 1.0 INTRODUCTION

Sovereign Consulting Inc. (Sovereign) prepared this Annual Site Status Update Report (ASSUR) on behalf of Motiva Enterprises LLC (Motiva). The report presents information collected from field activities completed at the above referenced location (the site) since submittal of the January 2008 ASSUR in accordance with Groundwater Management Permit (GMP) 198705008-N-003. A copy of the GMP is included in **Attachment A**. The location of the site is shown on **Figure 1 - Site Location Map**. A site plan is included as **Figure 2 - Site Plan**. Refer to **Figure 3 - Site Vicinity Plan** for surrounding properties.

## 2.0 SUMMARY OF COMPLETED ACTIVITIES

### 2.1 Groundwater Monitoring

On April 24, 2008, depth to groundwater was gauged at four onsite monitoring wells, one offsite monitoring well, and three piezometers within Salmon Brook with an electronic water level meter (WLM). On November 14, 2008, depth to groundwater was gauged at four onsite monitoring wells, one offsite monitoring well, and two piezometers within Salmon Brook. Piezometer PZ-2 was inaccessible during the November 2008 event due to high water level in Salmon Brook. Sovereign Consulting Inc. returned to the site on January 6, 2008 to gauge depth to groundwater and collect a sample from Piezometer PZ-2.

The gauging data from the November 14, 2008 was used to calculate a site specific groundwater hydraulic gradient. The hydraulic gradient was calculated at 0.02 vertical feet per linear foot between monitoring wells MW-6 and MW-22 and flows in a westerly direction. Monitoring well gauging data is included in **Table 1**. Groundwater flow is depicted on **Figure 4 - Groundwater Data Map** for the April 2008 groundwater monitoring event and **Figure 5 - Groundwater Data Map** for the November 2008 event.

### 2.2 Groundwater Sampling

Prior to sampling, a minimum of three well volumes of water was purged from each well and piezometer with a disposable bailer. Groundwater samples were collected from the monitoring wells and submitted to Accutest of Marlborough, Massachusetts (Accutest) for analysis of volatile organic compounds (VOCs) via NHDES Site Remediation Program Full List of Analytes. Groundwater samples were also collected from monitoring wells MW-4, MW-6, and MW-22 and submitted for 1,2-dibromoethane (EDB) analyses. Groundwater analytical results are summarized in **Table 2**, and copies of the analytical results are included as **Attachment B**.

### 2.3 Surface Water Sampling

During the April 24, 2008 and November 14, 2008 sampling events, surface water samples were collected from three locations within Salmon Brook located upgradient, crossgradient, and downgradient of the site. The samples were submitted to Accutest for analysis of VOCs via NHDES Site Remediation Program Full List of Analytes. Surface water analytical results are summarized in **Table 3**, and copies of the analytical results are included as **Attachment B**.

## 2.4 Evaluation of Site Groundwater and Surface Water Conditions

In accordance with the GMP issued by NHDES on August 16, 2006, the groundwater management zone (GMZ) is established as the subject property and the downgradient property (53 Harris Road), located in the Town of Nashua. The GMZ is summarized in the following table:

Tax Map/ Lot #	Property Address	Owner Name and Address	Deed Reference (Book/Page)
Map B17 Lot#3090	7 Harris Road, Nashua, NH	Motiva Enterprises LLC 1100 Louisiana Street Houston, Texas 77002	Book 6008/ Page 1187
Map B17 Lot#B1610	53 Harris Road, Nashua, NH	First Health Care Supply Co, Inc. 10350 Ormsby Park Place Anchorage, Kentucky 40223-2264	Book 5550/ Page 1921

Concentrations of COCs detected in groundwater samples were compared to NHDES Risk Characterization and Management Policy (RCMP) groundwater standards for select analytes. The primary COCs detected from site monitoring wells include benzene, toluene, ethylbenzene, xylenes (BTEX), methyl tert-butyl ether (MTBE) and tert-Butyl alcohol (TBA). Concentrations of all COCs were detected below GW-1 standards in MW-4, MW-6, MW-22, MW-23, MW-24, PZ-1, and PZ-3 for both monitoring events (April and November 2007). PZ-2 exhibited MTBE and TBA concentrations above GW-1 during the April 2008 event as well as the January 2009 event; however the concentrations of MTBE and TBA have exhibited a substantial decrease between these two events.

Surface water samples, SW-1, SW-2, and SW-3, were all below RCMP GW-1 standards, National Recommended Water Quality Criteria (NRWQC), as well as below applicable toxicological levels determined in additional studies conducted by outside parties during the April and November, 2008 sampling events. An Isometric Concentration Map illustrating the lateral extent of MTBE and TBA at the site are presented in **Figures 6 and 7**, respectively.

## 2.5 Evaluation of Trends in Groundwater Gauging and Analytical Data

Overall, with the exception of PZ-2, concentrations of COCs have decreased in groundwater samples collected from the monitoring wells included in the NHDES GMP. Concentrations of MTBE and TBA have decreased considerably in PZ-2 during this reporting period. As of November 2008, groundwater sampled from monitoring wells MW-4, MW-6, MW-22, MW-23, and MW-24, as well as piezometers PZ-1 and PZ-3 contained concentrations below the RCMP GW-1 Standards. In addition, results of surface water sampling from Salmon Brook did not detect COCs above laboratory detection limits. The trends are depicted on the attached chart in **Attachment C**.



### 3.0 ARID PERMEATOR SYSTEM MONITORING

An ARID PERMEATOR™ system developed by ARID Technologies, Inc. of Northfield, Illinois, was installed in the vicinity of the underground storage tanks (USTs) in March 2006. The PERMEATOR™ is designed to prevent the venting of VOCs and the resulting product loss from the USTs. Details on the installation and system monitoring data collected prior to this reporting period are presented in previously submitted reports.

Between November 2007 and November 2008, the PERMEATOR operated with an average duty cycle of 52% which equates to 12.48 hours per day. With PERMEATOR operating, the average pressure of the UST system during the monitoring period was 0.35 inches of water column. The PERMEATOR operated during the November 2007 thru November 2008 monitoring interval with no shut-downs or maintenance required. The fuel savings generated by operation of PERMEATOR totaled 7,207 gallons over the 12-month interval; yielding an average fuel savings of 19.75 gallons per day. The avoided VOC emissions to the atmosphere in this same 12 month interval equaled 37,476 lbm, or 18.74 tons. System summary data provided by ARID Technologies for the 12-month period is included as **Attachment D**.

### 4.0 REMEDIAL ACTION PLAN EVALUATION AND RECOMMENDATIONS

#### 4.1 Remedial Action Plan Evaluation

Based upon recent and historical groundwater analytical data, the current groundwater monitoring plan is sufficient for the successful monitoring of site conditions. In general COC concentrations continue to decrease at the site.

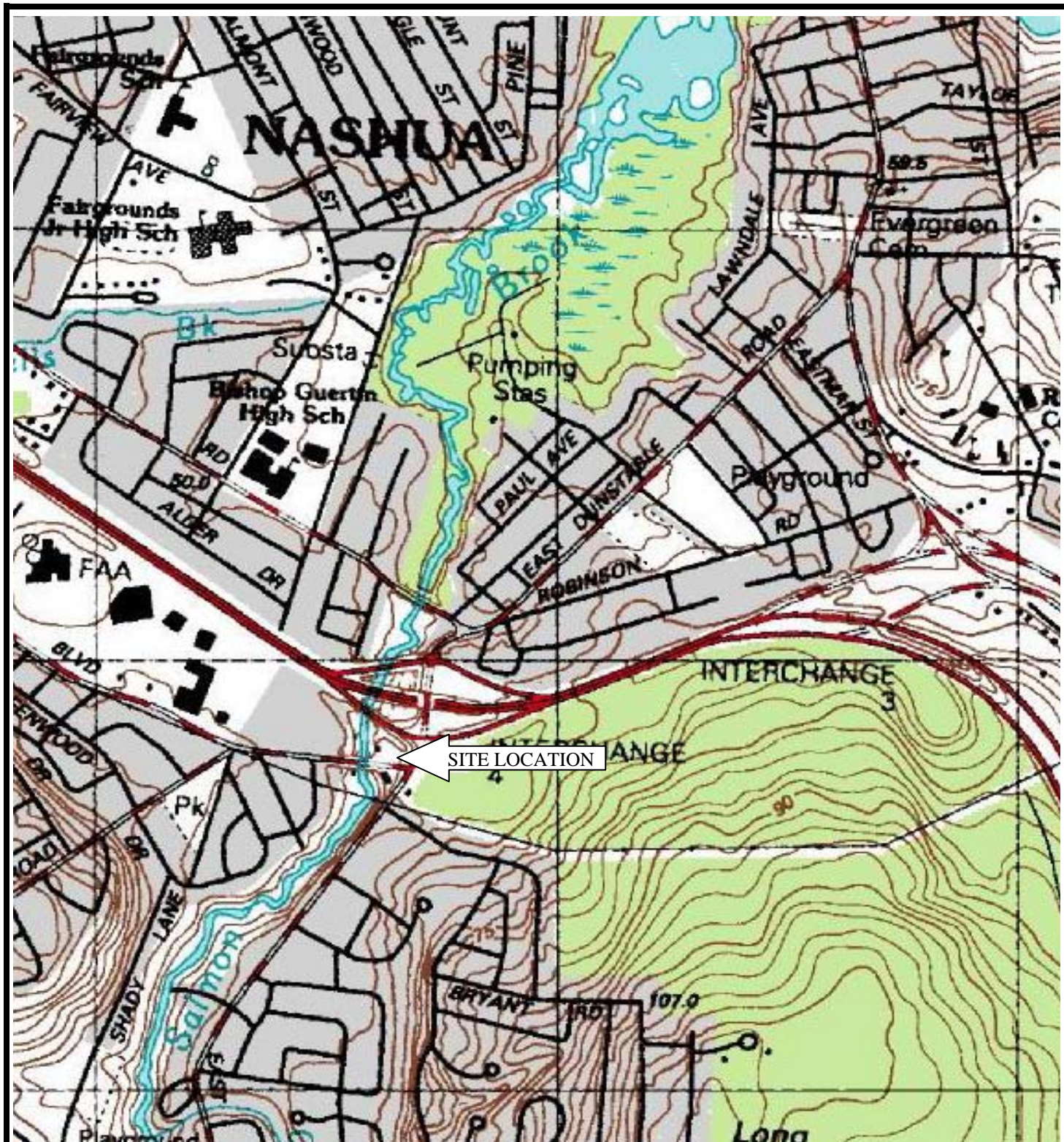
#### 4.2 Recommendations and Schedule

NHDES sample location requirements include monitoring wells MW-4, MW-6, MW-22, MW-23, MW-24, SW-1, SW-3, PZ-2, and PZ-3 as defined in the GMP. Additionally SW-2 and PZ-1 will continue to be monitored at Motiva's expense. Groundwater monitoring wells and piezometers will be gauged for static water levels and all samples will be analyzed for the NHDES Site Remediation Program Full List of Analytes for VOCs.

In accordance with the GMP issued by NHDES, monitoring wells at the site will be sampled twice during the following year. The scheduled sample and reporting dates are as follows:




- Groundwater Gauging and Sampling - April 2009
- Groundwater Monitoring Report (45 Day Report) - May 2009
- Groundwater Gauging and Sampling - November 2009
- Annual Site Status Update Report (including 45 Day Report)- January 2010

**FIGURES**



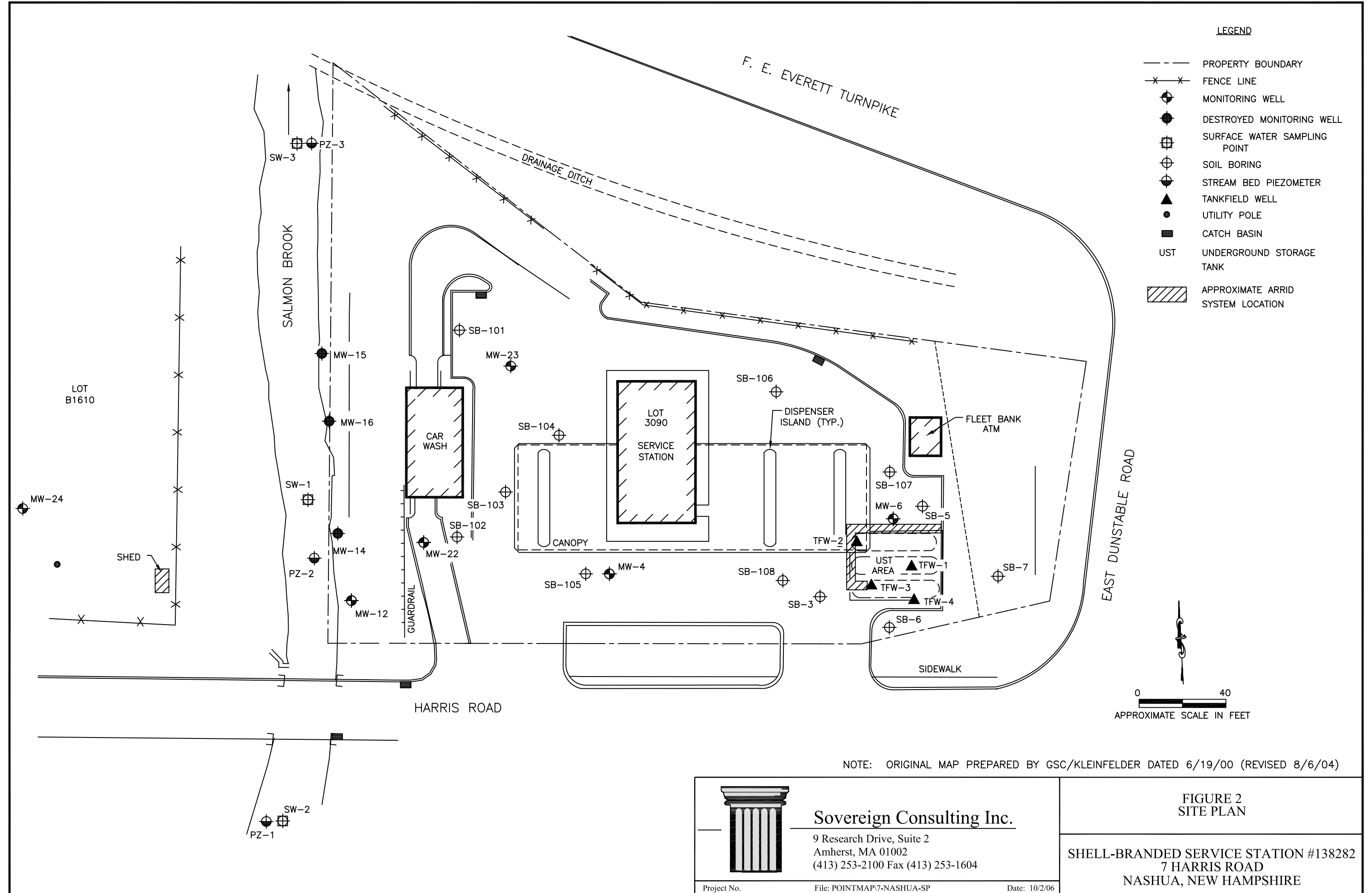
Reference: Lowell (MA,NH) Quadrangle - USGS 1988  
 Contour Interval = 3 meters

42° 43' 53"N Latitude, 71° 28' 18"W Longitude  
 UTM: N4733744 E297652 Zone 19

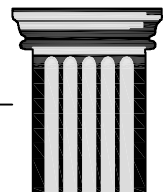
 <b>SOVEREIGN CONSULTING INC.</b>	
<b>FIGURE 1</b> <b>SITE LOCATION MAP</b>	
Shell-Branded Service Station #138282 7 Harris Road, Nashua, NH	
Sovereign Job No. EQ790	Scale (approx.) 1" = 1000' 
	

LEGEND

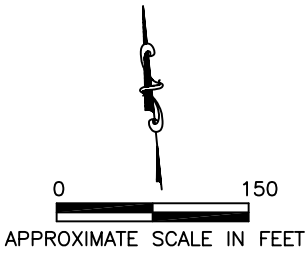
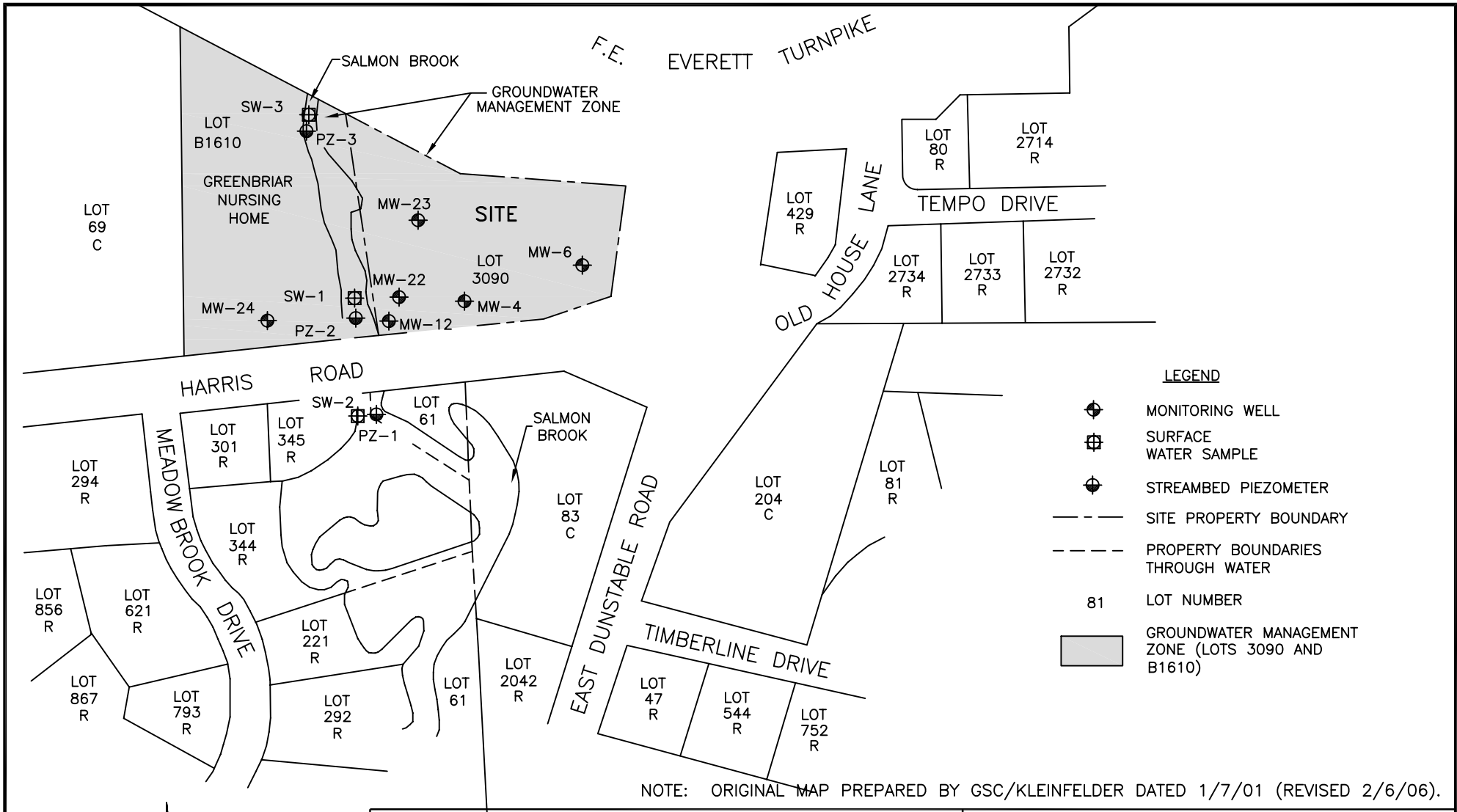
- PROPERTY BOUNDARY
- x-x- FENCE LINE
- ⊕ MONITORING WELL
- DESTROYED MONITORING WELL
- ⊕ SURFACE WATER SAMPLING POINT
- ⊕ SOIL BORING
- ⊕ STREAM BED PIEZOMETER
- ▲ TANKFIELD WELL
- UTILITY POLE
- CATCH BASIN
- UST UNDERGROUND STORAGE TANK
- ▨ APPROXIMATE ARRID SYSTEM LOCATION



NOTE: ORIGINAL MAP PREPARED BY GSC/KLEINFELDER DATED 6/19/00 (REVISED 8/6/04)

	<p><b>Sovereign Consulting Inc.</b>                  9 Research Drive, Suite 2                  Amherst, MA 01002                  (413) 253-2100 Fax (413) 253-1604</p>
Project No.	File: POINTMAP\7-NASHUA-SP
	Date: 10/2/06

<p><b>FIGURE 2</b>  <b>SITE PLAN</b></p>
<p><b>SHELL-BRANDED SERVICE STATION #138282</b>                  7 HARRIS ROAD                  NASHUA, NEW HAMPSHIRE</p>





**Sovereign Consulting Inc.**

9 Research Drive, Suite 2  
 Amherst, MA 01002  
 (413) 253-2100 Fax (413) 253-1604

---

Project No. File: POINTMAP7-NASHUA-VIC Date: 1/10/07

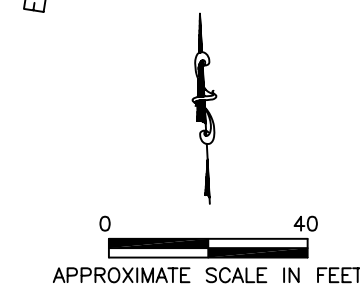
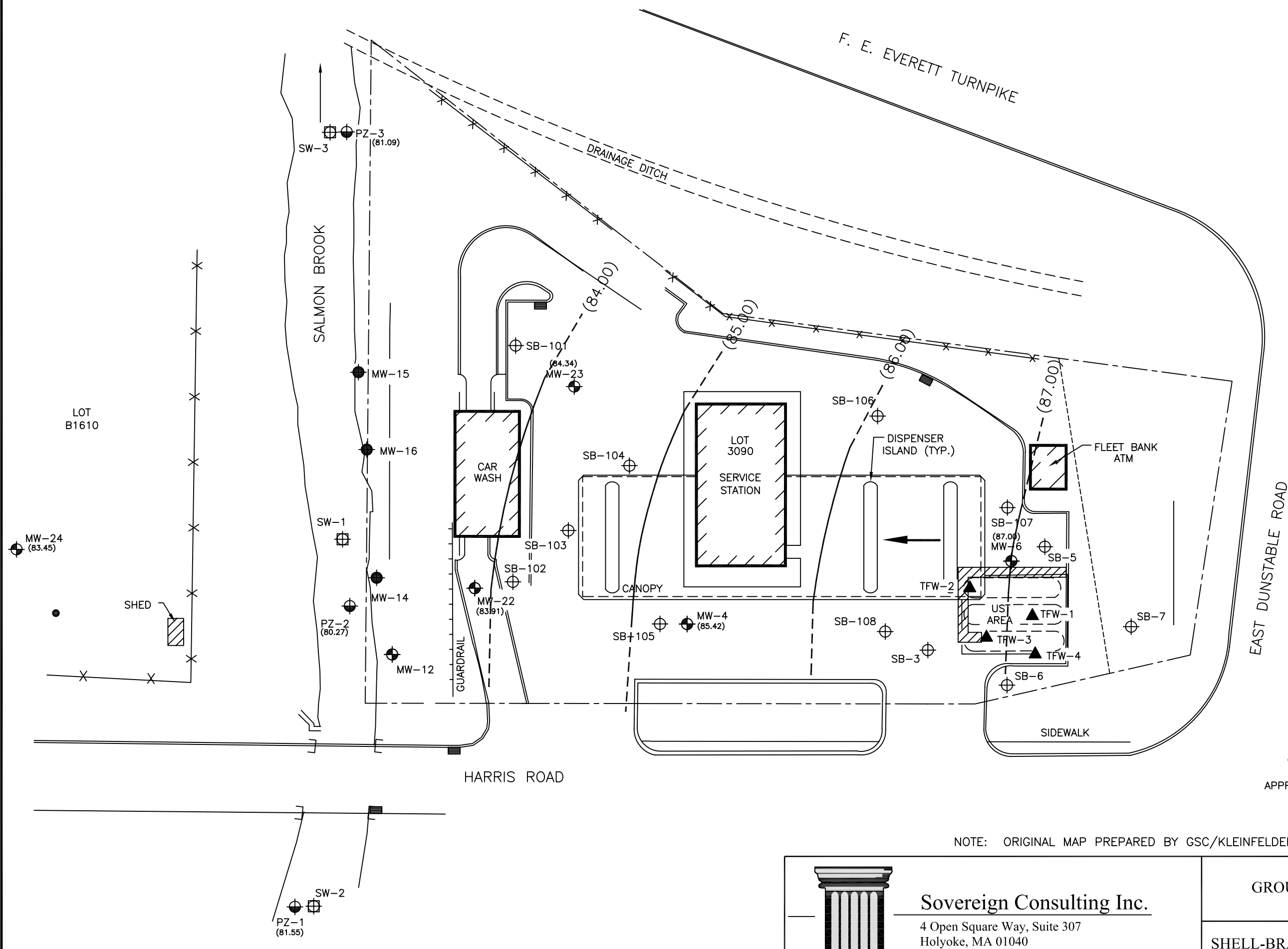
**FIGURE 3**  
**SITE VICINITY PLAN**

---

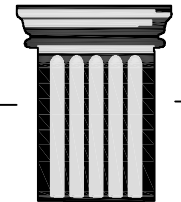
**SHELL-BRANDED SERVICE STATION #138282**  
**7 HARRIS ROAD**  
**NASHUA, NEW HAMPSHIRE**

LEGEND

- PROPERTY BOUNDARY
- x-x- FENCE LINE
- ⊕ MONITORING WELL
- DESTROYED MONITORING WELL
- ⊕ SURFACE WATER SAMPLING POINT
- ⊕ SOIL BORING
- ⊕ STREAM BED PIEZOMETER
- ▲ TANKFIELD WELL
- UTILITY POLE
- ▒ CATCH BASIN
- UST UNDERGROUND STORAGE TANK
- ▨ APPROXIMATE ARRID SYSTEM LOCATION
- 85.00 — GROUNDWATER ELEVATION CONTOUR LINE (in feet)
- ← GROUNDWATER FLOW DIRECTION



NOTE: ORIGINAL MAP PREPARED BY GSC/KLEINFELDER DATED 6/19/00 (REVISED 8/6/04)



**Sovereign Consulting Inc.**  
 4 Open Square Way, Suite 307  
 Holyoke, MA 01040  
 (413) 540-0650 Fax (413) 540-0656

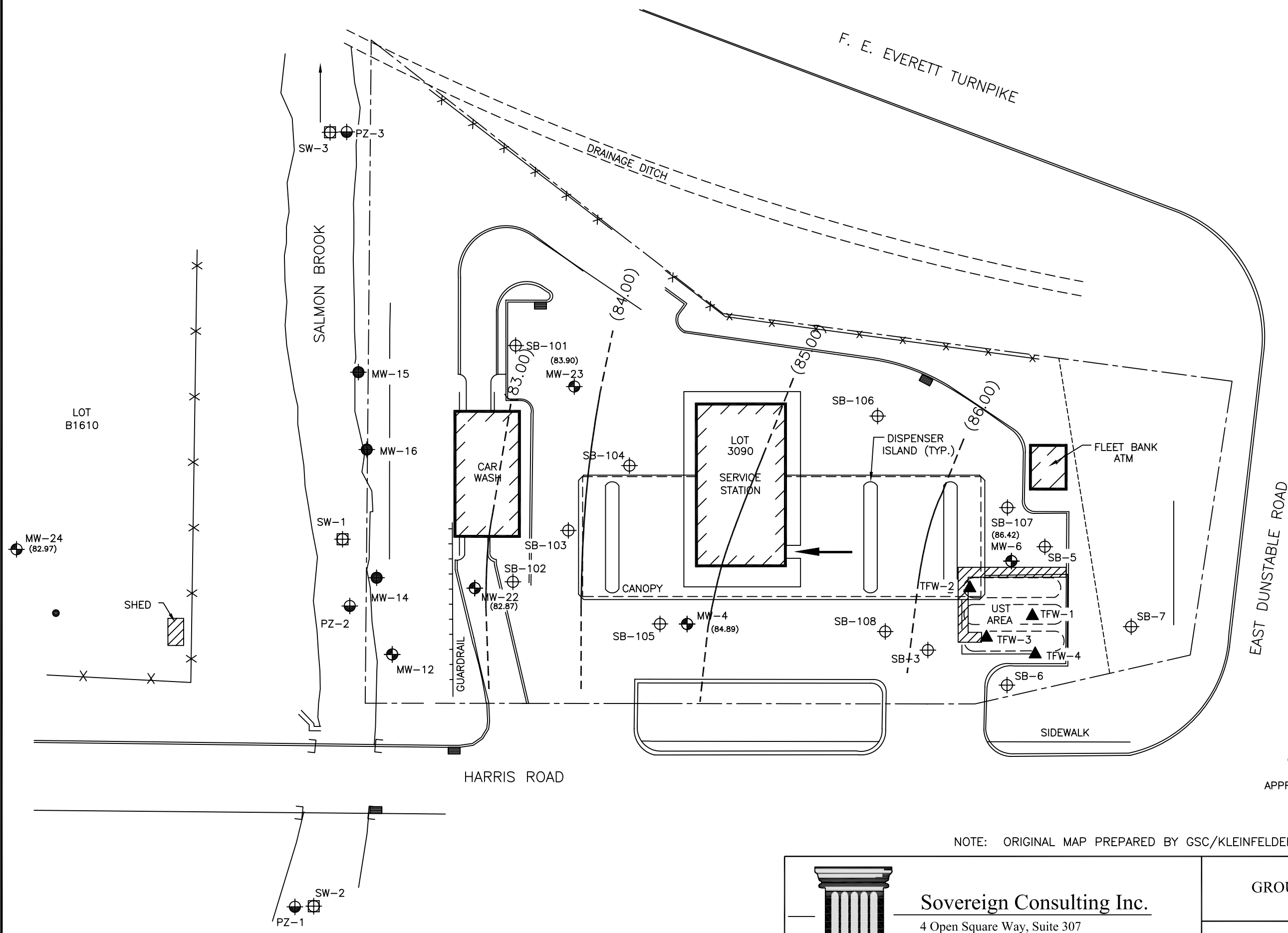
Project No. EQ790      File: 7-NASHUA-SP      Date: 12/11/08

**FIGURE 4**  
**GROUNDWATER CONTOUR MAP**  
 APRIL 24, 2008

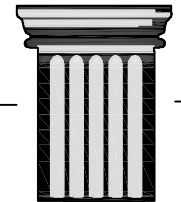
**SHELL-BRANDED SERVICE STATION #138282**  
**7 HARRIS ROAD**  
**NASHUA, NEW HAMPSHIRE**

LEGEND

- PROPERTY BOUNDARY
- x-x- FENCE LINE
- ⊕ MONITORING WELL
- DESTROYED MONITORING WELL
- ⊕ SURFACE WATER SAMPLING POINT
- ⊕ SOIL BORING
- ⊕ STREAM BED PIEZOMETER
- ▲ TANKFIELD WELL
- UTILITY POLE
- ▬ CATCH BASIN
- UST UNDERGROUND STORAGE TANK
- ▨ APPROXIMATE ARRID SYSTEM LOCATION
- 85.00 — GROUNDWATER ELEVATION CONTOUR LINE (in feet)
- ← GROUNDWATER FLOW DIRECTION



NOTE: ORIGINAL MAP PREPARED BY GSC/KLEINFELDER DATED 6/19/00 (REVISED 8/6/04)



**Sovereign Consulting Inc.**  
 4 Open Square Way, Suite 307  
 Holyoke, MA 01040  
 (413) 540-0650 Fax (413) 540-0656

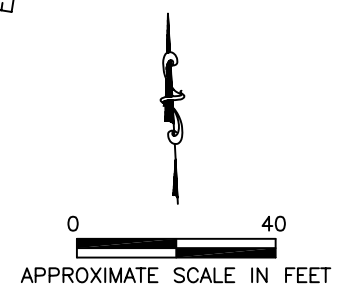
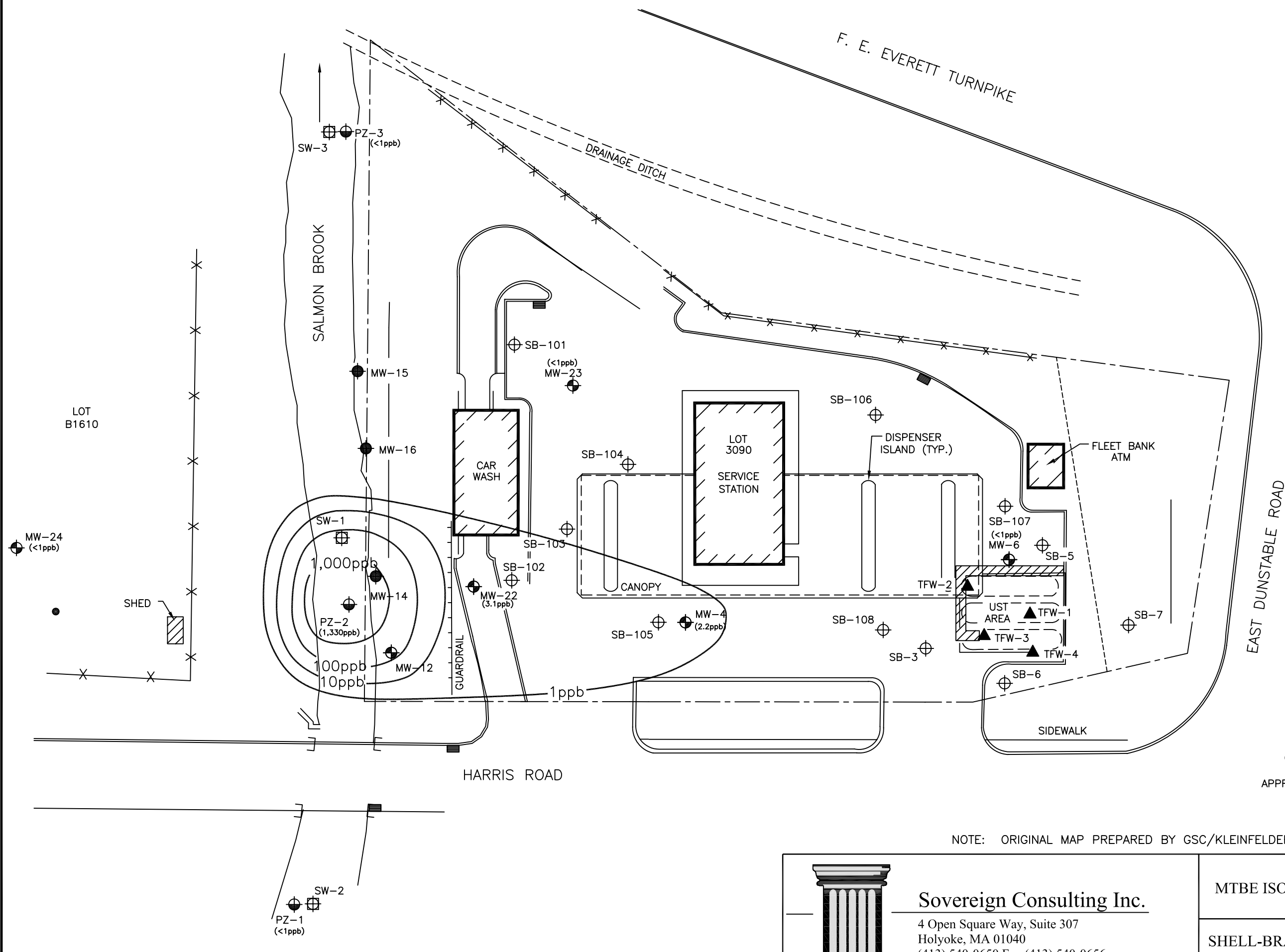
Project No. EQ790      File: 7-NASHUA-SP      Date: 12/11/08

FIGURE 5  
 GROUNDWATER CONTOUR MAP  
 NOVEMBER 14, 2008

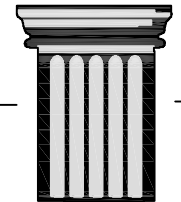
SHELL-BRANDED SERVICE STATION #138282  
 7 HARRIS ROAD  
 NASHUA, NEW HAMPSHIRE

LEGEND

- PROPERTY BOUNDARY
- x-x- FENCE LINE
- ⊕ MONITORING WELL
- DESTROYED MONITORING WELL
- ⊕ SURFACE WATER SAMPLING POINT
- ⊕ SOIL BORING
- ⊕ STREAM BED PIEZOMETER
- ▲ TANKFIELD WELL
- UTILITY POLE
- ▒ CATCH BASIN
- UST UNDERGROUND STORAGE TANK
- ▨ APPROXIMATE ARRID SYSTEM LOCATION
- MTBE ISOMETRIC CONCENTRATION CONTOUR LINE
- (<1ppb) MTBE CONCENTRATION



NOTE: ORIGINAL MAP PREPARED BY GSC/KLEINFELDER DATED 6/19/00 (REVISED 8/6/04)



**Sovereign Consulting Inc.**  
 4 Open Square Way, Suite 307  
 Holyoke, MA 01040  
 (413) 540-0650 Fax (413) 540-0656

Project No. EQ790      File: 7-NASHUA-SP      Date: 12/11/08

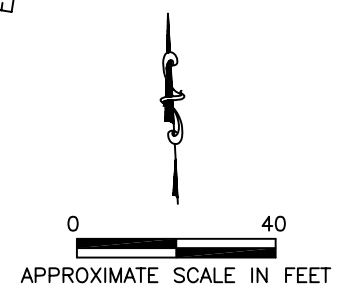
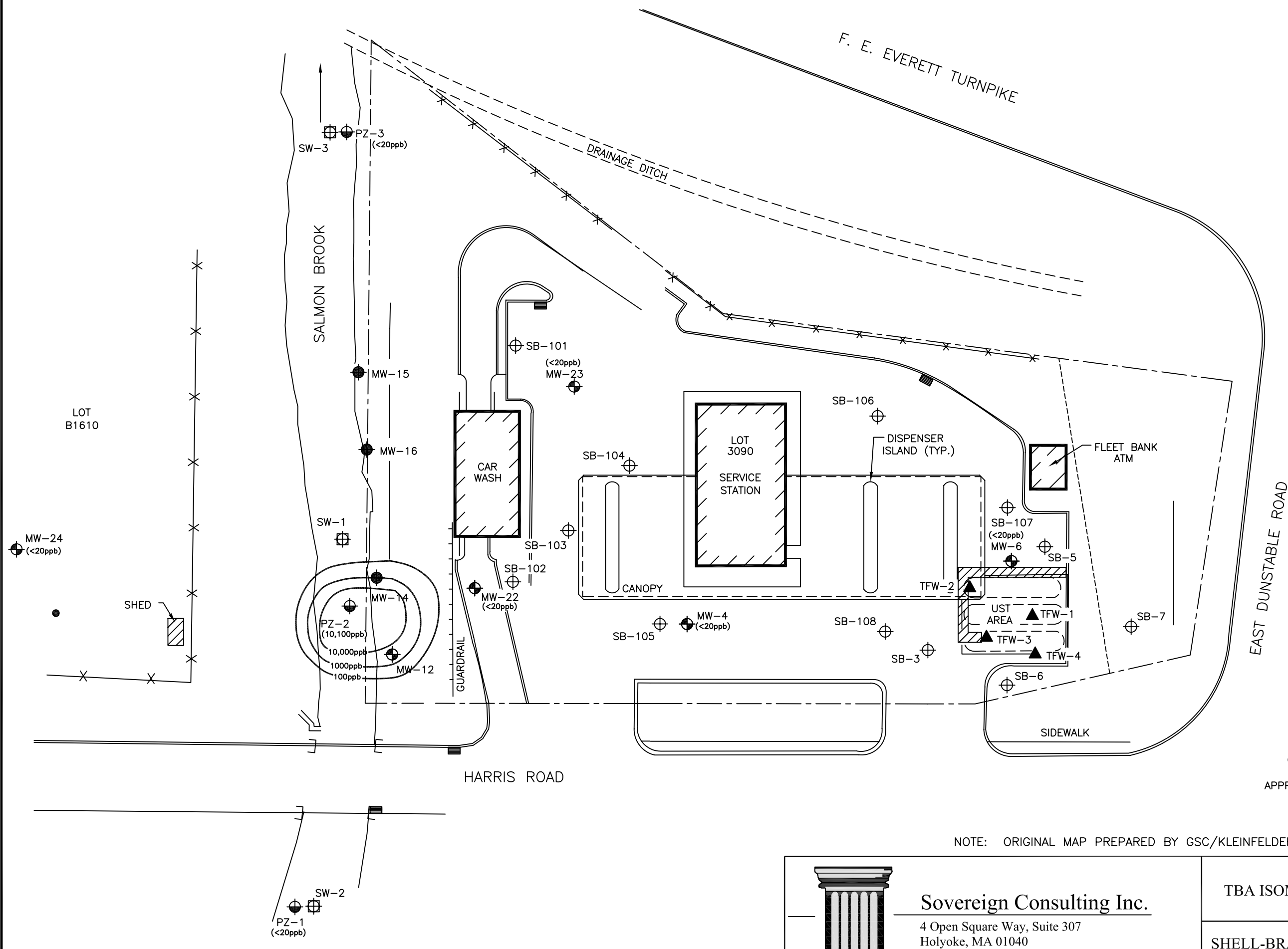
**FIGURE 6**  
 MTBE ISOMETRIC CONCENTRATION MAP  
 APRIL 24, 2008

**SHELL-BRANDED SERVICE STATION #138282**  
 7 HARRIS ROAD  
 NASHUA, NEW HAMPSHIRE

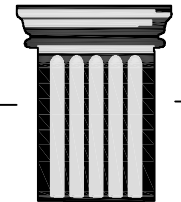


LEGEND

- PROPERTY BOUNDARY
- x-x- FENCE LINE
- ⊕ MONITORING WELL
- DESTROYED MONITORING WELL
- ⊕ SURFACE WATER SAMPLING POINT
- ⊕ SOIL BORING
- ⊕ STREAM BED PIEZOMETER
- ▲ TANKFIELD WELL
- UTILITY POLE
- ▒ CATCH BASIN
- UST UNDERGROUND STORAGE TANK
- ▨ APPROXIMATE ARRID SYSTEM LOCATION
- TBA ISOMETRIC CONCENTRATION CONTOUR LINE
- (<20ppb) TBA CONCENTRATION



NOTE: ORIGINAL MAP PREPARED BY GSC/KLEINFELDER DATED 6/19/00 (REVISED 8/6/04)



**Sovereign Consulting Inc.**  
 4 Open Square Way, Suite 307  
 Holyoke, MA 01040  
 (413) 540-0650 Fax (413) 540-0656

Project No. EQ790      File: 7-NASHUA-SP      Date: 12/11/08

**FIGURE 7**  
**TBA ISOMETRIC CONCENTRATION MAP**  
 APRIL 24, 2008

**SHELL-BRANDED SERVICE STATION #138282**  
**7 HARRIS ROAD**  
**NASHUA, NEW HAMPSHIRE**

**TABLES**

**TABLE 1**  
**SUMMARY OF GROUNDWATER GAUGING DATA**

Shell-branded Service Station # 138282  
7 Harris Road  
Nashua, New Hampshire

*April 19, 2004 through November 14, 2008*

<b>Well ID</b>	<b>Sample Date</b>	<b>Top of Casing Elevation (feet)</b>	<b>Depth to Water (feet)</b>	<b>Groundwater Elevation (feet)</b>	<b>Comments</b>
<b>MW-4</b>	4/19/2004	98.40	12.81	85.59	
	7/16/2004		13.75	84.65	
	11/5/2004		14.04	84.36	
	4/15/2005		12.91	85.49	
	7/13/2005		13.29	85.11	
	11/10/2005		12.93	85.47	
	4/12/2006		13.55	84.85	
	7/5/2006		12.94	85.46	
	11/8/2006		13.70	84.70	
	4/10/2007		13.23	85.17	
	11/12/2007		14.40	84.00	
	4/24/2008		12.98	85.42	
	11/14/2008		13.51	84.89	
<b>MW-6</b>	4/19/2004	98.85	11.87	86.98	
	7/16/2004		12.90	85.95	
	11/5/2004		14.45	84.40	
	4/15/2005		12.91	85.94	
	7/13/2005		12.31	86.54	
	11/10/2005		12.39	86.46	
	3/23/2006		12.41	86.44	
	4/12/2006		12.59	86.26	
	4/25/2006		12.66	86.19	
	7/5/2006		11.83	87.02	
	11/8/2006		12.91	85.94	
	4/10/2007		12.38	86.47	
	11/12/2007		13.8	85.05	
	4/24/2008		11.85	87.00	
11/14/2008		12.43	86.42		
<b>MW-22</b>	4/19/2004	97.74	14.16	83.58	
	7/16/2004		15.16	82.58	
	11/5/2004		15.22	82.52	
	4/15/2005		14.34	83.40	
	7/13/2005		14.78	82.96	
	11/10/2005		14.17	83.57	
	4/12/2006		14.95	82.79	
	7/5/2006		14.46	83.28	
	11/8/2006		15.06	82.68	
	4/10/2007		13.49	84.25	
	11/12/2007		14.76	82.98	
	4/24/2008		13.83	83.91	
	11/14/2008		14.87	82.87	

**TABLE 1**  
**SUMMARY OF GROUNDWATER GAUGING DATA**

Shell-branded Service Station # 138282  
 7 Harris Road  
 Nashua, New Hampshire

*April 19, 2004 through November 14, 2008*

<b>Well ID</b>	<b>Sample Date</b>	<b>Top of Casing Elevation (feet)</b>	<b>Depth to Water (feet)</b>	<b>Groundwater Elevation (feet)</b>	<b>Comments</b>
<b>MW-23</b>	4/19/2004	97.90	13.44	84.46	
	7/16/2004		14.27	83.63	
	11/5/2004		14.49	83.41	
	4/15/2005		13.50	84.40	
	7/13/2005		13.79	84.11	
	11/10/2005		13.94	83.96	
	4/12/2006		14.00	83.90	
	7/5/2006		13.45	84.45	
	11/8/2006		14.25	83.65	
	4/10/2007		13.68	84.22	
	11/12/2007		14.72	83.18	
	4/24/2008		13.56	84.34	
	11/14/2008		14.00	83.90	
<b>MW-24</b>	4/19/2004	90.69	6.80	83.89	
	7/16/2004		8.15	82.54	
	11/5/2004		8.39	82.30	
	4/15/2005		7.91	82.78	
	7/13/2005		7.59	83.10	
	11/10/2005		6.98	83.71	
	4/12/2006		7.82	82.87	
	7/5/2006		7.29	83.40	
	11/8/2006		7.94	82.75	
	4/10/2007		7.09	83.60	
	11/12/2007		9.26	81.43	
	4/24/2008		7.24	83.45	
	11/14/2008		7.72	82.97	

**TABLE 1**  
**SUMMARY OF GROUNDWATER GAUGING DATA**

Shell-branded Service Station # 138282  
 7 Harris Road  
 Nashua, New Hampshire

*April 19, 2004 through November 14, 2008*

<b>Well ID</b>	<b>Sample Date</b>	<b>Top of Casing Elevation (feet)</b>	<b>Depth to Water (feet)</b>	<b>Groundwater Elevation (feet)</b>	<b>Comments</b>
<b>PZ-1</b>	4/19/2004	82.97	0.39	82.58	Inside Well
	4/19/2004		0.58	82.39	Outside Well
	7/16/2004		1.45	81.52	Inside Well
	7/16/2004		1.44	81.53	Outside Well
	11/5/2004		1.27	81.70	Inside Well
	11/5/2004		1.25	81.72	Outside Well
	4/15/2005		0.81	82.16	Inside Well
	4/15/2005		0.87	82.10	Outside Well
	7/13/2005		1.19	81.78	Inside Well
	7/13/2005		1.20	81.77	Outside Well
	11/10/2005		4.00	78.97	Inside Well
	11/10/2005		6.50	76.47	Outside Well
	4/12/2006		1.34	81.63	Inside Well
	4/12/2006		1.41	81.56	Outside Well
	7/5/2006		0.99	81.98	Inside Well
	7/5/2006		1.05	81.92	Outside Well
	11/8/2006		1.3	81.67	Inside Well
	11/8/2006		1.33	81.64	Outside Well
	4/10/2007		0.97	82.00	Inside Well
	4/10/2007		1.06	81.91	Outside Well
	11/12/2007		1.50	81.47	Inside Well
	11/12/2007		1.60	81.37	Outside Well
	4/24/2008		1.26	81.71	Inside Well
	4/24/2008		1.44	81.53	Outside Well
	11/14/2008		1.42	81.55	Inside Well
	11/14/2008		1.98	80.99	Outside Well

**TABLE 1**  
**SUMMARY OF GROUNDWATER GAUGING DATA**

Shell-branded Service Station # 138282  
 7 Harris Road  
 Nashua, New Hampshire

*April 19, 2004 through November 14, 2008*

<b>Well ID</b>	<b>Sample Date</b>	<b>Top of Casing Elevation (feet)</b>	<b>Depth to Water (feet)</b>	<b>Groundwater Elevation (feet)</b>	<b>Comments</b>
<b>PZ-2</b>	4/19/2004	83.67	2.41	81.26	Inside Well
	4/19/2004		2.40	81.27	Outside Well
	7/16/2004		3.95	79.72	Inside Well
	7/16/2004		3.90	79.77	Outside Well
	11/5/2004		3.49	80.18	Inside Well
	11/5/2004		3.43	80.24	Outside Well
	4/15/2005		2.74	80.93	Inside Well
	4/15/2005		2.64	81.03	Outside Well
	7/13/2005		3.42	80.25	Inside Well
	7/13/2005		3.36	80.31	Outside Well
	11/10/2005		2.34	81.33	Inside Well
	11/10/2005		2.50	81.17	Outside Well
	4/12/2006		2.68	80.99	Inside Well
	4/12/2006		3.64	80.03	Outside Well
	7/5/2006		3.31	80.36	Inside Well
	7/5/2006		3.31	80.36	Outside Well
	11/8/2006		3.66	80.01	Inside Well
	11/8/2006		3.66	80.01	Outside Well
	4/10/2007		2.81	80.86	Inside Well
	4/10/2007		2.71	80.96	Outside Well
	11/12/2007		3.62	80.05	Inside Well
	11/12/2007		3.70	79.97	Outside Well
	4/24/2008		3.28	80.39	Inside Well
	4/24/2008		3.40	80.27	Outside Well
	11/14/2008		NA	NA	Well Inaccessible
	1/6/2009		2.76	80.91	Inside Well
1/6/2009		2.71	80.96	Outside Well	

**TABLE 1**  
**SUMMARY OF GROUNDWATER GAUGING DATA**

Shell-branded Service Station # 138282  
 7 Harris Road  
 Nashua, New Hampshire

*April 19, 2004 through November 14, 2008*

<b>Well ID</b>	<b>Sample Date</b>	<b>Top of Casing Elevation (feet)</b>	<b>Depth to Water (feet)</b>	<b>Groundwater Elevation (feet)</b>	<b>Comments</b>
<b>PZ-3</b>	4/19/2004	82.21	0.10	82.11	Inside Well
	4/19/2004		0.42	81.79	Outside Well
	7/16/2004		1.27	80.94	Inside Well
	7/16/2004		1.98	80.23	Outside Well
	11/5/2004		0.86	81.35	Inside Well
	11/5/2004		0.45	81.76	Outside Well
	4/15/2005		0.45	81.76	Inside Well
	4/15/2005		0.90	81.31	Outside Well
	7/13/2005		0.94	81.27	Inside Well
	7/13/2005		1.60	80.61	Outside Well
	11/10/2005		NA	NA	Well Inaccessible
	4/12/2006		1.25	80.96	Inside Well
	4/12/2006		1.98	80.23	Outside Well
	7/5/2006		0.86	81.35	Inside Well
	7/5/2006		1.59	80.62	Outside Well
	11/8/2006		1.32	80.89	Inside Well
	11/8/2006		1.92	80.29	Outside Well
	4/10/2007		0.75	81.46	Inside Well
	4/10/2007		1.19	81.02	Outside Well
	11/12/2007		1.51	80.70	Inside Well
	11/12/2007		2.10	80.11	Outside Well
	4/24/2008		1.12	81.09	Inside Well
	4/24/2008		1.82	80.39	Outside Well
11/14/2008		1.14	81.07	Inside Well	
11/14/2008		1.46	80.75	Outside Well	

**Notes:**

Data presented between April 19, 2004 and July 5, 2006 was provided by GSC/Kleinfelder.

Data collected prior to April 2004 has been presented in previous submittals prepared by GSC/Kleinfelder.

TABLE 2

SUMMARY OF GROUNDWATER ANALYTICAL RESULTS

Shell-Branded Service Station #138282  
 7 Harris Road  
 Nashua, New Hampshire

Concentrations in micrograms per liter (ug/L) equivalent to parts per billion (ppb)

Well ID	Date	Benzene	Toluene	Ethylbenzene	Xylenes	MTBE	Naphthalene	n-Butylbenzene	sec-Butylbenzene	tert-Butylbenzene	Isopropylbenzene	p-Isopropyltoluene	n-Propylbenzene	1,2,4-Trimethylbenzene	1,3,5-Trimethylbenzene	1,2-Dibromoethane (EDB)	TBA	TAME	ETBE	DIPE	Comments	
(GW Category)																						
RCMP GW-1		5	1,000	700	10,000	13	20	260	260	260	800	260	260	330	330	0	40	140	40	120		
RCMP GW-2		2,000	50,000	50,000	30,000	10,000	2,000	NA	NA	NA	NA	NA	NA	3,000	1,000	700	NA	NA	NA	NA		
MW-4	4/19/2004	<5	<5	<5	<5	1,500	<5	<5	<5	<5	<5	<5	<5	<5	<5	NA	4,600	<5	<5	<5		
	7/16/2004	<5	<5	<5	<5	3,600	<5	<5	<5	<5	<5	<5	<5	<5	<5	NA	11,000	<5	<5	<5		
	11/5/2004	<5	<5	<5	<5	630	<5	<5	<5	<5	<5	<5	<5	<5	<5	NA	2,000	<5	<5	<5		
	4/15/2005	<5	<5	<5	<5	7,300	<5	<5	<5	<5	<5	<5	<5	<5	<5	NA	26,000	<5	<5	<5	46 ug/l acetone	
	7/13/2005	<5	<5	<5	<5	840	7	<5	<5	<5	<5	<5	<5	<5	<5	NA	12,000	<5	<5	<5		
	11/10/2005	44	7	<5	<5	1,100	<5	<5	<5	<5	<5	<5	<5	<5	<5	NA	14,000	<5	<5	<5		
	4/12/2006	<1.00	<1.00	<1.00	<3.00	3.22	<5.00	<1.00	<1.00	<1.00	<1.00	<1.00	<1.00	<1.00	<1.00	NA	85.9	<1.00	<1.00	<1.00	1.33 ug/l chloroform	
	7/5/2006	<0.500	<0.500	<0.500	<0.500	6.51	<2.00	<0.500	<0.500	<0.500	<0.500	<0.500	<0.500	<0.500	<0.500	NA	76.8	<0.500	<0.500	<0.500		
	11/8/2006	1.17	<0.500	<0.500	<0.500	2.82	<5.00	<0.500	<0.500	<0.500	<0.500	<0.500	<0.500	<0.500	<0.500	NA	<10.0	<0.500	<0.500	<0.500	0.680 ug/l chloroform	
	4/10/2007	<0.500	<0.500	<0.500	<0.500	13.6	<5.00	<0.500	<0.500	<0.500	<1.00	<0.500	<0.500	<0.500	<0.500	NA	<10.0	<0.500	<0.500	<0.500		
	11/12/2007	<0.500	<0.500	<0.500	<0.500	7.63	<5.00	<0.500	<0.500	<0.500	<1.00	<0.500	<0.500	<0.500	<0.500	NA	<10.0	<0.500	<0.500	<0.500		
	4/24/2008	<5.0	<1.0	<1.0	<1.0	2.2	<5.0	<5.0	<5.0	<5.0	<5.0	<5.0	<5.0	<5.0	<5.0	<0.016	<20.0	<2.0	<2.0	<2.0		
11/14/2008	<0.50	<1.0	<1.0	<1.0	2.1	<5.0	<5.0	<5.0	<5.0	<5.0	<5.0	<5.0	<5.0	<5.0	<0.015	<20.0	<2.0	<2.0	<2.0			
MW-6	4/19/2004	13	<5	<5	<5	88,000	<5	<5	<5	<5	<5	<5	<5	<5	NA	96,000	9	<5	<5			
	7/16/2004	<25	<25	<25	<25	15,000	<25	<25	<25	<25	<25	<25	<25	<25	NA	13,000	<25	<25	<25			
	11/5/2004	8	<5	<5	<5	29,000	<5	<5	<5	<5	<5	<5	8	<5	NA	24,000	96	<5	<5	14 ug/l acetone		
	4/15/2005	<5	<5	<5	<5	120	<5	<5	<5	<5	<5	<5	<5	<5	NA	1,400	<5	<5	<5			
	7/13/2005	30	5	<5	<5	54,000	6	<5	<5	<5	<5	<5	<5	<5	NA	1,800	42	<5	<5			
	11/10/2005	<5	<5	<5	<5	1,100	<5	<5	<5	<5	<5	<5	<5	<5	NA	14,000	5	<5	<5			
	3/23/2006	<1	<1	<1	<3	7.31	<5	<1	<1	<1	<1	<1	<1	<1	<1	NA	<20	<1	<1	<1		
	4/12/2006	<1.00	<1.00	<1.00	<3.00	<1.00	<5.00	<1.00	<1.00	<1.00	<1.00	<1.00	<1.00	<1.00	<1.00	NA	<20.0	<1.00	<1.00	<1.00		
	4/25/2006	<0.500	<0.500	<0.500	<0.500	5.16	<2.00	<0.500	<0.500	<0.500	<0.500	<0.500	<0.500	<0.500	<0.500	NA	29.1	<0.500	<0.500	<0.500		
	7/5/2006	<0.500	<0.500	<0.500	<0.500	5.26	<2.00	<0.500	<0.500	<0.500	<0.500	<0.500	<0.500	<0.500	<0.500	NA	<20.0	<0.500	<0.500	<0.500		
	11/8/2006	<0.500	<0.500	<0.500	<0.500	13.8	<5.00	<0.500	<0.500	<0.500	<0.500	<0.500	<0.500	<0.500	<0.500	NA	<10.0	<0.500	<0.500	<0.500		
	4/10/2007	<0.500	<0.500	<0.500	<0.500	1.26	<5.00	<0.500	<0.500	<0.500	<1.00	<0.500	<0.500	<0.500	<0.500	NA	<10.0	<0.500	<0.500	<0.500		
	11/12/2007	<0.500	<0.500	<0.500	<0.500	0.860	<5.00	<0.500	<0.500	<0.500	<1.00	<0.500	<0.500	<0.500	<0.500	NA	<10.0	<0.500	<0.500	<0.500		
	4/24/2008	<5.0	<1.0	<1.0	<1.0	<1.0	<5.0	<5.0	<5.0	<5.0	<5.0	<5.0	<5.0	<5.0	<5.0	<0.016	<20.0	<2.0	<2.0	<2.0		
11/14/2008	<0.50	<1.0	<1.0	<1.0	<1.0	<5.0	<5.0	<5.0	<5.0	<5.0	<5.0	<5.0	<5.0	<5.0	<0.015	<20.0	<2.0	<2.0	<2.0			



TABLE 2

SUMMARY OF GROUNDWATER ANALYTICAL RESULTS

Shell-Branded Service Station #138282  
7 Harris Road  
Nashua, New Hampshire

Concentrations in micrograms per liter (ug/L) equivalent to parts per billion (ppb)

Well ID	Date	Benzene	Toluene	Ethylbenzene	Xylenes	MTBE	Naphthalene	n-Butylbenzene	sec-Butylbenzene	tert-Butylbenzene	Isopropylbenzene	p-Isopropyltoluene	n-Propylbenzene	1,2,4-Trimethylbenzene	1,3,5-Trimethylbenzene	1,2-Dibromoethane (EDB)	TBA	TAME	ETBE	DIPE	Comments	
(GW Category)																						
RCMP GW-1		5	1,000	700	10,000	13	20	260	260	260	800	260	260	330	330	0	40	140	40	120		
RCMP GW-2		2,000	50,000	50,000	30,000	10,000	2,000	NA	NA	NA	NA	NA	NA	3,000	1,000	700	NA	NA	NA	NA		
MW-22	4/19/2004	320	17	13	24	11,000	6	5	<5	<5	6	<5	21	75	5	NA	98,000	440	7	<5		
	7/16/2004	160	<25	<25	<25	80,000	<25	<25	<25	<25	<25	<25	29	110	<25	NA	77,000	220	<25	<25		
	11/5/2004	54	<5	18	19	39,000	9	7	<5	<5	11	<5	29	63	<5	NA	55,000	22	<5	<5		
	4/15/2005	22	<5	14	24	46,000	<5	<5	<5	<5	5	<5	17	38	6	NA	86,000	140	<5	<5	180 ug/l acetone 21 ug/l chloromethane	
	7/13/2005	9	<5	5	<5	33,000	<5	<5	<5	<5	5	<5	19	36	<5	NA	67,000	98	<5	<5		
	11/10/2005	<5	<5	11	6	7,600	<5	8	<5	<5	8	<5	31	50	<5	NA	49,000	11	<5	<5		
	4/12/2006	15.3	<1.00	3.63	3.72	1,990	<5.00	<1.00	<1.00	<1.00	3.57	<1.00	9.39	3.59	2.08	NA	36,800	<1.00	<1.00	<1.00		
	7/5/2006	5.90	<0.500	2.77	2.96	676	<2.00	3.07	1.69	<0.500	1.35	<0.500	6.26	6.55	<0.500	NA	13,800	1.92	2.25	<0.500	0.76 ug/l trans-1,3-dichloropropene	
	11/8/2006	<0.500	<0.500	6.15	0.96	11.2	<5.00	5.75	3.88	0.91	4.83	<0.500	18.3	2.89	<0.500	NA	511	<0.500	<0.500	<0.500		
	4/10/2007	1.48	<0.500	3.56	0.870	3.74	<5.00	3.51	2.15	<0.500	2.20	<0.500	8.92	1.06	<0.500	NA	<10.0	<0.500	<0.500	<0.500		
	11/12/2007	0.590	<0.500	7.39	2.40	5.14	<5.00	5.61	3.72	<0.500	4.90	<0.500	17.6	2.79	<0.500	NA	<10.0	<0.500	<0.500	<0.500		
	4/24/2008	<50	<1.0	27.7	34.5	3.1	<5.0	<5.0	<5.0	<5.0	<5.0	<5.0	10.2	31.8	8.7	<0.016	<20.0	<2.0	<2.0	<2.0		
	11/14/2008	0.60	<1.0	2.9	<1.0	9.4	5.3	<5.0	<5.0	<5.0	<5.0	<5.0	9.8	<5.0	<5.0	<0.014	<20.0	<2.0	<2.0	<2.0		
MW-23	4/19/2004	<5	<5	<5	<5	1,200	<5	<5	<5	<5	<5	<5	<5	<5	<5	NA	430	11	<5	<5		
	7/16/2004	<5	<5	<5	<5	95	<5	<5	<5	<5	<5	<5	<5	<5	<5	NA	<20	<5	<5	<5		
	11/5/2004	<5	<5	<5	<5	1,600	<5	<5	<5	<5	<5	<5	<5	<5	<5	NA	390	<5	<5	<5		
	4/15/2005	<5	<5	<5	<5	56	<5	<5	<5	<5	<5	<5	<5	<5	<5	NA	<50	<5	<5	<5		
	7/13/2005	<5	<5	<5	<5	110	<5	<5	<5	<5	<5	<5	<5	<5	<5	NA	<40	<5	<5	<5		
	11/10/2005	<5	<5	<5	<5	110	<5	<5	<5	<5	<5	<5	<5	<5	<5	NA	<40	<5	<5	<5		
	4/12/2006	<1.00	<1.00	<1.00	<3.00	129	<5.00	<1.00	<1.00	<1.00	<1.00	<1.00	<1.00	<1.00	<1.00	NA	<20.0	<1.00	<1.00	<1.00		
	7/5/2006	<0.500	<0.500	<0.500	<0.500	9.51	<2.00	<0.500	<0.500	<0.500	<0.500	<0.500	<0.500	<0.500	<0.500	NA	<20.0	<0.500	<0.500	<0.500		
	11/8/2006	<0.500	<0.500	<0.500	<0.500	5.47	<5.00	<0.500	<0.500	<0.500	<0.500	<0.500	<0.500	<0.500	<0.500	NA	<10.0	<0.500	<0.500	<0.500		
	4/10/2007	<0.500	<0.500	<0.500	<0.500	1.63	<5.00	<0.500	<0.500	<0.500	<1.00	<0.500	<0.500	<0.500	<0.500	NA	<10.0	<0.500	<0.500	<0.500		
	11/12/2007	<0.500	<0.500	<0.500	<0.500	<0.500	<5.00	<0.500	<0.500	<0.500	<1.00	<0.500	<0.500	<0.500	<0.500	NA	<10.0	<0.500	<0.500	<0.500		
	4/24/2008	<50	<1.0	<1.0	<1.0	<1.0	<5.0	<5.0	<5.0	<5.0	<5.0	<5.0	<5.0	<5.0	<5.0	NA	<20.0	<2.0	<2.0	<2.0		
	11/14/2008	<0.50	<1.0	<1.0	<1.0	<1.0	<5.0	<5.0	<5.0	<5.0	<5.0	<5.0	<5.0	<5.0	<5.0	NA	<20.0	<2.0	<2.0	<2.0		

TABLE 2

SUMMARY OF GROUNDWATER ANALYTICAL RESULTS

Shell-Branded Service Station #138282  
7 Harris Road  
Nashua, New Hampshire

Concentrations in micrograms per liter (ug/L) equivalent to parts per billion (ppb)

Well ID (GW Category)	Date	Benzene	Toluene	Ethylbenzene	Xylenes	MTBE	Naphthalene	n-Butylbenzene	sec-Butylbenzene	tert-Butylbenzene	Isopropylbenzene	p-Isopropyltoluene	n-Propylbenzene	1,2,4-Trimethylbenzene	1,3,5-Trimethylbenzene	1,2-Dibromoethane (EDB)	TBA	TAME	ETBE	DIPE	Comments
RCMP GW-1		5	1,000	700	10,000	13	20	260	260	260	800	260	260	330	330	0	40	140	40	120	
RCMP GW-2		2,000	50,000	50,000	30,000	10,000	2,000	NA	NA	NA	NA	NA	NA	3,000	1,000	700	NA	NA	NA	NA	
MW-24	4/19/2004	<5	<5	<5	<5	<5	<5	<5	<5	<5	<5	<5	<5	<5	<5	NA	<20	<5	<5	<5	
	7/16/2004	<5	<5	<5	<5	<5	5.8	<5	<5	<5	<5	<5	<5	<5	<5	NA	<20	<5	<5	<5	
	11/5/2004	<5	<5	<5	<5	<5	<5	<5	<5	<5	<5	<5	<5	<5	<5	NA	<20	<5	<5	<5	
	4/15/2005	<5	<5	<5	<5	<5	<5	<5	<5	<5	<5	<5	<5	<5	<5	NA	<50	<5	<5	<5	
	7/13/2005	<5	<5	<5	<5	<5	12	<5	<5	<5	<5	<5	<5	<5	<5	NA	<40	<5	<5	<5	
	11/10/2005	<5	<5	<5	<5	<5	<5	<5	<5	<5	<5	<5	<5	<5	<5	NA	<40	<5	<5	<5	
	4/12/2006	<1.00	<1.00	<1.00	<3.00	<1.00	9.87	<1.00	<1.00	<1.00	<1.00	<1.00	<1.00	<1.00	<1.00	NA	<20.0	<1.00	<1.00	<1.00	
	7/5/2006	<0.500	<0.500	<0.500	<0.500	<0.500	5.28	<0.500	<0.500	<0.500	<0.500	<0.500	<0.500	<0.500	<0.500	NA	58.0	<0.500	<0.500	<0.500	
	11/8/2006	0.59	<0.500	<0.500	2.95	<0.500	14.0	<0.500	<0.500	<0.500	<0.500	<0.500	<0.500	<0.500	<0.500	NA	<10.0	<0.500	<0.500	<0.500	
	4/10/2007	<0.500	<0.500	<0.500	<0.500	<0.500	<5.00	<0.500	<0.500	<0.500	<1.00	<0.500	<0.500	<0.500	<0.500	NA	<10.0	<0.500	<0.500	<0.500	
	11/12/2007	<0.500	<0.500	<0.500	<0.500	<0.500	<5.00	<0.500	<0.500	<0.500	<1.00	<0.500	<0.500	<0.500	<0.500	NA	<10.0	<0.500	<0.500	<0.500	
	4/24/2008	<50	<1.0	<1.0	<1.0	<1.0	<5.0	<5.0	<5.0	<5.0	<5.0	<5.0	<5.0	<5.0	<5.0	NA	<20.0	<2.0	<2.0	<2.0	
	11/14/2008	0.57	<1.0	<1.0	<1.0	<1.0	<5.0	<5.0	<5.0	<5.0	<5.0	<5.0	<5.0	<5.0	<5.0	NA	<20.0	<2.0	<2.0	<2.0	
PZ-1	4/19/2004	<5	<5	<5	<5	<5	<5	<5	<5	<5	<5	<5	<5	<5	<5	NA	<20	<5	<5	<5	
	7/16/2004	<5	<5	<5	<5	<5	<5	<5	<5	<5	<5	<5	<5	<5	<5	NA	<20	<5	<5	<5	
	11/5/2004	<5	<5	<5	<5	<5	<5	<5	<5	<5	<5	<5	<5	<5	<5	NA	<20	<5	<5	<5	
	4/15/2005	<5	<5	<5	<5	<5	<5	<5	<5	<5	<5	<5	<5	<5	<5	NA	<50	<5	<5	<5	
	7/13/2005	<5	<5	<5	<5	<5	<5	<5	<5	<5	<5	<5	<5	<5	<5	NA	<40	<5	<5	<5	
	11/10/2005	<5	<5	<5	<5	<5	<5	<5	<5	<5	<5	<5	<5	<5	<5	NA	<40	<5	<5	<5	
	4/12/2006	<1.00	<1.00	<1.00	<3.00	<1.00	<5.00	<1.00	<1.00	<1.00	<1.00	<1.00	<1.00	<1.00	<1.00	NA	<20.0	<1.00	<1.00	<1.00	
	7/5/2006	<0.500	<0.500	<0.500	<0.500	<0.500	<2.00	<0.500	<0.500	<0.500	<0.500	<0.500	<0.500	<0.500	<0.500	NA	<20.0	<0.500	<0.500	<0.500	0.92 ug/l acetone
	11/8/2006	<0.500	<0.500	<0.500	<0.500	<0.500	<5.00	<0.500	<0.500	<0.500	<0.500	<0.500	<0.500	<0.500	<0.500	NA	<10.0	<0.500	<0.500	<0.500	
	4/10/2007	<0.500	<0.500	<0.500	<0.500	<0.500	<5.00	<0.500	<0.500	<0.500	<1.00	<0.500	<0.500	<0.500	<0.500	NA	<10.0	<0.500	<0.500	<0.500	
	11/12/2007	<0.500	0.520	<0.500	<0.500	0.570	<5.00	<0.500	<0.500	<0.500	<1.00	<0.500	<0.500	<0.500	<0.500	NA	<10.0	<0.500	<0.500	<0.500	
	4/24/2008	<0.500	<1.0	<1.0	<1.0	<1.0	<5.0	<5.0	<5.0	<5.0	<5.0	<5.0	<5.0	<5.0	<5.0	NA	<20.0	<2.0	<2.0	<2.0	
	11/14/2008	<0.50	<1.0	<1.0	<1.0	<1.0	<5.0	<5.0	<5.0	<5.0	<5.0	<5.0	<5.0	<5.0	<5.0	NA	<20.0	<2.0	<2.0	<2.0	

TABLE 2

SUMMARY OF GROUNDWATER ANALYTICAL RESULTS

Shell-Branded Service Station #138282  
7 Harris Road  
Nashua, New Hampshire

Concentrations in micrograms per liter (ug/L) equivalent to parts per billion (ppb)

Well ID	Date	Benzene	Toluene	Ethylbenzene	Xylenes	MTBE	Naphthalene	n-Butylbenzene	sec-Butylbenzene	tert-Butylbenzene	Isopropylbenzene	p-Isopropyltoluene	n-Propylbenzene	1,2,4-Trimethylbenzene	1,3,5-Trimethylbenzene	1,2-Dibromoethane (EDB)	TBA	TAME	ETBE	DIPE	Comments	
(GW Category)																						
RCMP GW-1		5	1,000	700	10,000	13	20	260	260	260	800	260	260	330	330	0	40	140	40	120		
RCMP GW-2		2,000	50,000	50,000	30,000	10,000	2,000	NA	NA	NA	NA	NA	NA	3,000	1,000	700	NA	NA	NA	NA		
PZ-2	4/19/2004	13	<5	<5	<5	26,000	<5	<5	<5	<5	<5	<5	<5	<5	<5	NA	39,000	180	<5	<5		
	7/16/2004	<120	<120	<120	<120	33,000	<120	<120	<120	<120	<120	<120	<120	<120	<120	NA	25,000	200	<120	<120		
	11/5/2004	71	<5	<5	<5	36,000	<5	<5	<5	<5	<5	<5	<5	<5	<5	NA	28,000	280	<5	<5		
	4/15/2005	89	<5	<5	<5	40,000	<5	<5	<5	<5	<5	<5	<5	<5	<5	NA	26,000	310	<5	<5		
	7/13/2005	42	<5	<5	<5	27,000	<5	<5	<5	<5	<5	<5	<5	<5	<5	NA	20,000	110	<5	<5		
	11/10/2005	31	<5	<5	<5	13,000	<5	<5	<5	<5	<5	<5	<5	<5	<5	NA	11,000	22	<5	<5		
	4/12/2006	31.9	<1.00	<1.00	<3.00	15,600	<5.00	<1.00	<1.00	<1.00	<1.00	<1.00	<1.00	<1.00	<1.00	<1.00	NA	12,500	42.1	<1.00	<1.00	1.8 ug/l carbon disulfide
	7/5/2006	12.2	<0.500	<0.500	<0.500	6,380	<2.00	<0.500	<0.500	<0.500	<0.500	<0.500	<0.500	<0.500	<0.500	<0.500	NA	10,400	7.54	0.540	<0.500	0.56 ug/l carbon disulfide 1.07 ug/l trans-1,3-dichloropropene
	11/8/2006	4.75	2.9	<2.50	<2.50	3,480	<25.0	<2.50	<2.50	<2.50	<2.50	<2.50	<2.50	<2.50	<2.50	<2.50	NA	9,500	2.95	<2.50	<2.50	6.65 ug/l carbon disulfide 11.1 ug/l tetrachloroethene*
	4/10/2007	18.7	<0.500	<0.500	<0.500	172	<5.00	<0.500	<0.500	<0.500	<1.00	<0.500	<0.500	<0.500	<0.500	<0.500	NA	389	10.6	<0.500	<0.500	
	11/12/2007	1.97	0.730	<0.500	<0.500	536	<5.00	<0.500	<0.500	<0.500	<1.00	<0.500	<0.500	<0.500	<0.500	<0.500	NA	13,800	<0.500	<0.500	<0.500	0.770 ug/L carbon disulfide
	4/24/2008	<5.0	<1.0	<1.0	<1.0	1,330	<5.0	<5.0	<5.0	<5.0	<5.0	<5.0	<5.0	<5.0	<5.0	<5.0	NA	10,100	<2.0	<2.0	<2.0	
	11/14/2008	Piezometer Inaccessible																				
	1/6/2009	<0.50	<1.0	<1.0	<1.0	86.3	<5.0	<5.0	<5.0	<5.0	<5.0	<5.0	<5.0	<5.0	<5.0	<5.0	NA	2,240	<2.0	<2.0	<2.0	
PZ-3	4/19/2004	<5	<5	<5	<5	<5	<5	<5	<5	<5	<5	<5	<5	<5	<5	NA	<20	<5	<5	<5		
	7/16/2004	<25	<25	<25	<25	<25	<25	<25	<25	<25	<25	<25	<25	<25	<25	NA	<100	<25	<25	<25		
	11/5/2004	<5	<5	<5	<5	<5	<5	<5	<5	<5	<5	<5	<5	<5	<5	NA	<20	<5	<5	<5		
	4/15/2005	<5	<5	<5	<5	<5	<5	<5	<5	<5	<5	<5	<5	<5	<5	NA	<50	<5	<5	<5		
	7/13/2005	<5	<5	<5	<5	<5	<5	<5	<5	<5	<5	<5	<5	<5	<5	NA	<40	<5	<5	<5		
	11/10/2005	NA	NA	NA	NA	NA	NA	NA	NA	NA	NA	NA	NA	NA	NA	NA	NA	NA	NA	NA	NA	
	4/12/2006	<1.00	<1.00	<1.00	<3.00	<1.00	<5.00	<1.00	<1.00	<1.00	<1.00	<1.00	<1.00	<1.00	<1.00	<1.00	NA	<20.0	<1.00	<1.00	<1.00	
	7/5/2006	<0.500	<0.500	<0.500	<0.500	<0.500	<2.00	<0.500	<0.500	<0.500	<0.500	<0.500	<0.500	<0.500	<0.500	<0.500	NA	<20.0	<0.500	<0.500	<0.500	
	11/8/2006	<0.500	<0.500	<0.500	<0.500	<0.500	<5.00	<0.500	<0.500	<0.500	<0.500	<0.500	<0.500	<0.500	<0.500	<0.500	NA	<10.0	<0.500	<0.500	<0.500	1.96 ug/l chloromethane
	4/10/2007	<0.500	<0.500	<0.500	<0.500	<0.500	<5.00	<0.500	<0.500	<0.500	<1.00	<0.500	<0.500	<0.500	<0.500	<0.500	NA	<10.0	<0.500	<0.500	<0.500	
	11/12/2007	<0.500	0.920	<0.500	<0.500	<0.500	<5.00	<0.500	<0.500	<0.500	<1.00	<0.500	<0.500	<0.500	<0.500	<0.500	NA	<10.0	<0.500	<0.500	<0.500	
	4/24/2008	<0.50	<1.0	<1.0	<1.0	<1.0	<5.0	<5.0	<5.0	<5.0	<5.0	<5.0	<5.0	<5.0	<5.0	<5.0	NA	<20.0	<2.0	<2.0	<2.0	
	11/14/2008	<0.50	<1.0	<1.0	<1.0	<1.0	<5.0	<5.0	<5.0	<5.0	<5.0	<5.0	<5.0	<5.0	<5.0	<5.0	NA	<20.0	<2.0	<2.0	<2.0	

Notes:

"<" - compound not detected above method detection limit

MTBE - methyl tert-butyl ether

DIPE - diisopropyl ether

TAME - tert-Amyl methyl ether

TBA - tert-Butyl alcohol

ETBE - tert-Butyl ethyl ether

EDB- 1,2 Dibromoethane

Data presented between April 19, 2004 and July 5, 2006 was provided by GSC/Kleinfelder.

Data collected prior to April 16, 2004 has been presented in previous submittals prepared by GSC/Kleinfelder.

\* - compound was detected in Method Blank

NA - not applicable or not available

**Bolded** values indicate concentrations greater than applicable standard

GW-1 and GW-2 Standards referenced from NHDES RCMP update dated April 2007.

TABLE 3

SUMMARY OF SURFACE WATER ANALYTICAL RESULTS

Shell-Branded Service Station #138282  
7 Harris Road  
Nashua, New Hampshire

Concentrations in micrograms per liter (ug/L) equivalent to parts per billion (ppb)

Well ID (GW Category)	Date	Benzene	Toluene	Ethylbenzene	Xylenes	MTBE	TAME	ETBE	TBA	DIPE	Comments
RCMP GW-1		5	1,000	700	10,000	13	140	40	40	120	
Water Quality Criteria		530 <sup>a</sup>	1,269 <sup>a</sup>	3,200 <sup>a</sup>	740 <sup>d</sup>	42,000 <sup>b</sup>	42,000 <sup>c</sup>	4,200 <sup>e</sup>	4,200 <sup>e</sup>	4,200 <sup>e</sup>	
NRWQC		71	200,000	29,000	NA	NA	NA	NA	NA	NA	
SW-1	4/19/2004	<5.0	<5.0	<5.0	<5.0	<5.0	<5.0	<5.0	<20	<5.0	
	7/16/2004	<5.0	<5.0	<5.0	<5.0	<5.0	<5.0	<5.0	<20	<5.0	
	11/5/2004	<5.0	<5.0	<5.0	<5.0	<5.0	<5.0	<5.0	<20	<5.0	
	4/15/2005	<5.0	<5.0	<5.0	<5.0	<5.0	<5.0	<5.0	<40	<5.0	
	7/13/2005	<5.0	<5.0	<5.0	<5.0	<5.0	<5.0	<5.0	<40	<5.0	
	11/10/2005	<5.0	<5.0	<5.0	<5.0	<5.0	<5.0	<5.0	<40	<5.0	
	4/12/2006	<1.0	<1.0	<1.0	<3.0	2.02	<1.0	<1.0	<20	<1.0	
	7/5/2006	<0.5	<0.5	<0.5	<0.5	<0.5	<0.5	<0.5	<20	<0.5	
	11/8/2006	<0.500	<0.500	<0.500	<0.500	<0.500	<0.500	<0.500	<10.0	<0.500	0.810 ug/l chloromethane
	4/10/2007	<0.500	<0.500	<0.500	<0.500	<0.500	<0.500	<0.500	<10.0	<0.500	
	11/12/2007	<0.500	<0.500	<0.500	<0.500	<0.500	<0.500	<0.500	<10.0	<0.500	
	4/24/2008	<0.50	<1.0	<1.0	<1.0	<1.0	<2.0	<2.0	<20.0	<2.0	
11/14/2008	<0.50	<1.0	<1.0	<1.0	<1.0	<2.0	<2.0	<20.0	<2.0		
SW-2	7/16/2004	<5.0	<5.0	<5.0	<5.0	<5.0	<5.0	<5.0	<20	<5.0	
	11/5/2004	<5.0	<5.0	<5.0	<5.0	<5.0	<5.0	<5.0	<20	<5.0	
	4/15/2005	<5.0	<5.0	<5.0	<5.0	<5.0	<5.0	<5.0	<50	<5.0	
	7/13/2005	<5.0	<5.0	<5.0	<5.0	<5.0	<5.0	<5.0	<40	<5.0	
	11/10/2005	<5.0	<5.0	<5.0	<5.0	<5.0	<5.0	<5.0	<40	<5.0	
	4/12/2006	<1.0	<1.0	<1.0	<3.0	<1.0	<1.0	<1.0	<20	<1.0	
	7/5/2006	<0.5	<0.5	<0.5	<0.5	<0.5	<0.5	<0.5	<20	<0.5	
	11/8/2006	<0.500	<0.500	<0.500	<0.500	<0.500	<0.500	<0.500	<10.0	<0.500	
	4/10/2007	<0.500	<0.500	<0.500	<0.500	<0.500	<0.500	<0.500	<10.0	<0.500	
	11/12/2007	<0.500	<0.500	<0.500	<0.500	<0.500	<0.500	<0.500	<10.0	<0.500	
	4/24/2008	<0.50	<1.0	<1.0	<1.0	<1.0	<2.0	<2.0	<20.0	<2.0	
	11/14/2008	<0.50	<1.0	<1.0	<1.0	<1.0	<2.0	<2.0	<20.0	<2.0	
SW-3	7/16/2004	<5.0	<5.0	<5.0	<5.0	5.0	<5.0	<5.0	<20	<5.0	
	11/5/2004	<5.0	<5.0	<5.0	<5.0	<5.0	<5.0	<5.0	<20	<5.0	
	4/15/2005	<5.0	<5.0	<5.0	<5.0	<5.0	<5.0	<5.0	<50	<5.0	
	7/13/2005	<5.0	<5.0	<5.0	<5.0	<5.0	<5.0	<5.0	<40	<5.0	
	11/10/2005	<5.0	<5.0	<5.0	<5.0	<5.0	<5.0	<5.0	<40	<5.0	
	4/12/2006	<1.0	<1.0	<1.0	<3.0	2.76	<1.0	<1.0	<20	<1.0	
	7/5/2006	<0.5	<0.5	<0.5	<0.5	1.76	<0.5	<0.5	<20	<0.5	
	11/8/2006	<0.500	<0.500	<0.500	<0.500	1.60	<0.500	<0.500	<10.0	<0.500	
	4/10/2007	<0.500	<0.500	<0.500	<0.500	0.550	<0.500	<0.500	<10.0	<0.500	
	11/12/2007	<0.500	<0.500	<0.500	<0.500	0.930	<0.500	<0.500	<10.0	<0.500	
	4/24/2008	<0.50	<1.0	<1.0	<1.0	<1.0	<2.0	<2.0	<20.0	<2.0	
	11/14/2008	<0.50	<1.0	<1.0	<1.0	<1.0	<2.0	<2.0	<20.0	<2.0	

Notes:

"<" - compound not detected above method detection limit

MTBE - methyl tert-butyl ether

DIPE - diisopropyl ether

TAME - tert-Amyl methyl ether

TBA - tert-Butyl alcohol

ETBE - tert-Butyl ethyl ether

NA - not applicable or not available

**Bolded** values indicate concentrations greater than applicable standard

SW-1 - midstream

SW-2 - upstream

SW-3 - downstream

NRWQC - National Recommended Water Quality Criteria

a. New Hampshire Water Quality Criteria for Toxic Substances; value is freshwater acute criteria divided by 10 for chronic exposures.

b. Wong, et al. (2001) Development of Freshwater Aquatic Toxicity Database for Ambient Water Quality Criteria for MTBE, *Envir. Tox. And Chem.*: Vol. 20, No. 5, p 1125-1132.


c. Suter II, G.W. and C.L. Taso (1996) Toxicological Benchmarks for Screening Potential Contaminants of Concern for Effects on Aquatic Biota. 1996 Revision. ES/ER/TM-96/R2.

d. Acute value obtained from AQUIRE (AQUIRE, Aquatic Toxicity Information Retrieval Database, <http://www.epa.gov/ecotox>) and divided by 10 for chronic exposures.

e. No ecologically based criteria were available for these compounds. "Ecological Risk of MTBE in Surface Water" prepared by Michael Johnson of the John Muir Institute of the Environment, University of California, indicated that while no toxicity information exists, it was predicted that TAME, ETBE, and DIPE are expected to be between 2 to 6 times as toxic as MTBE and TBA is expected to be 3 to 15 times less toxic than MTBE. Therefore, to estimate aquatic toxicity of the oxygenates, the ecologically-based criteria for MTBE was divided by 10 to estimate the ecologically-based criteria for TAME, ETBE, and DIPE. The ecologically-based criteria for MTBE was used without an uncertainty factor for TBA.

Data presented between April 19, 2004 and July 5, 2006 was provided by GSC/Kleinfelder. Data collected prior to April 16, 2004 has been presented in previous submittals prepared by

**ATTACHEMENT A**



The State of New Hampshire  
*Department of Environmental Services*



Michael P. Nolin  
Commissioner

August 16, 2006

David Weeks  
Motiva Enterprises, LLC  
1830 South Road, Unit 24  
Wappingers Falls, NY 112590

**Subject Site:** NASHUA – Shell Service Station #138282, 7 Harris Road, Groundwater Management Permit (DES #198705008)

Dear Mr. Weeks:

Please find enclosed Groundwater Management Permit Number GWP-198705008-N-003, approved by the Department of Environmental Services (Department). This permit is issued for a period of 5 years to monitor the effects of past discharges of petroleum compounds.

All annual monitoring summaries and all required sampling results must be submitted to the Groundwater Management Permits Coordinator at the address below. All correspondence shall contain a cover letter that clearly shows the Department identification number for the site (DES #198705008). **Please note that upon issuance of this permit, it is only necessary to submit monitoring results to the “Groundwater Management Permits Coordinator” and not to my attention.**

DES reviewed the *Annual Site Summary Report* dated June 9, 2006 with the Groundwater Management Permit Renewal Application. Please note that DES' project-based work scope for an Annual Summary Report requires an updated groundwater contaminant plume map; however, Figure 3 through Figure 5 do not meet this requirement. Please submit a contaminant distribution map, which is derived by contouring equal contaminant concentrations between sample points, to DES with the July 2006 data submittal.

DES notes that surface water was collected for laboratory analysis from SW-1 through SW-3 during the April 2006 monitoring event; however, the previous Groundwater Management Permit (GWP-198705008-N-002) only required analysis of surface water collected from SW-1. In the future, if groundwater or surface water samples are collected and analyzed from monitoring locations, which are not included in the Groundwater Management Permit, DES will not reimburse for the costs associated with the additional points.

To facilitate completion of the work required by this permit and for future reimbursement of the associated costs, please use the Department's Unit-Based and Project-Based Costs for *One Round of Groundwater Monitoring* (to complete each sampling event) and *Annual Summary Report* (to complete the required Annual Summary Report). These work scopes and budgets are detailed in the Department's October 1, 2003 Guidance Manual-Policies, Rules & Procedures for Reimbursement and subsequent revisions.

David Weeks  
August 14, 2006  
DES # 198705008  
Page 2 of 2

Should you have any questions, please contact me at the Waste Management Division.

Sincerely,



Jennifer A. Marts, P.G.  
Oil Remediation and Compliance Remediation Bureau  
Tel: (603) 271-0652  
Fax: (603) 271-2181  
Email: [jmarts@des.state.nh.us](mailto:jmarts@des.state.nh.us)

Enclosure(s): Permit GWP-198705008-N-003

cc: Moira Johnson, GSC/Kleinfelder  
Nashua Health Officer

H:\ORCB\jmarts\Letters\2006\June\198705008pmt.doc



The  
NEW HAMPSHIRE DEPARTMENT OF ENVIRONMENTAL SERVICES  
hereby issues  
GROUNDWATER MANAGEMENT PERMIT NO. GWP-198705008-N-003  
to the permittee  
MOTIVA ENTERPRISES, LLC  
to monitor the past discharge of  
Petroleum Compounds  
at  
SHELL SERVICE STATION #138282  
(7 Harris Road)  
in NASHUA, N.H.  
via the groundwater monitoring system comprised of  
5 monitoring wells, 2 piezometers, and 2 surface water monitoring points  
as depicted on the Site Plan entitled  
Figure 2: Site Plan  
dated August 6, 2004, prepared by GSC/Kleinfelder

TO: DAVID WEEKS  
MOTIVA ENTERPRISES, LLC  
1830 SOUTH ROAD  
WAPPINGERS FALLS, NY 12590

Date of Issuance: August 16, 2006  
Date of Expiration: August 15, 2011

Pursuant to authority in N.H. RSA 485-C:6-a, the New Hampshire Department of Environmental Services (Department), hereby grants this permit to monitor past discharges to the groundwater at the above described location for five years subject to the following conditions:

(continued)



STANDARD MANAGEMENT PERMIT CONDITIONS

1. The permittee shall not violate Ambient Groundwater Quality Standards adopted by the Department (N.H. Admin. Rules Env-Wm 1403) in groundwater outside the boundaries of the Groundwater Management Zone, as shown on the referenced site plan.
2. The permittee shall not cause groundwater degradation that results in a violation of surface water quality standards (N.H. Admin. Rules Env-Ws 1700) in any surface water body.
3. The permittee shall allow any authorized staff of the Department, or its agent, to enter the property covered by this permit for the purpose of collecting information, examining records, collecting samples, or undertaking other action associated with this permit.
4. The permittee shall apply for the renewal of this permit 90 days prior to its expiration date.
5. This permit is transferable only upon written request to, and approval of, the Department. Compliance with the existing Permit shall be established prior to ownership transfer. Transfer requests shall include the name and address of the person to whom the permit transfer is requested, signature of the current and future permittee, and a summary of all monitoring results to date.
6. The Department reserves the right, under N.H. Admin. Rules Env-Wm 1403, to require additional hydrogeologic studies and/or remedial measures if the Department receives information indicating the need for such work.
7. The permittee shall maintain a water quality monitoring program and submit monitoring results to the Department's Groundwater Management Permits Coordinator no later than 45 days after sampling. Samples shall be taken from on-site monitoring wells and surface water sampling points as shown and labeled on the referenced site plan and other sampling points listed on the following table in accordance with the schedule outlined herein:

<u>Monitoring Locations</u>	<u>Sampling Frequency</u>	<u>Parameters</u>
MW-4, MW-6, MW-22, MW-23, and MW-24	April and November each year	DES' Site Remediation Program Full List of Analytes for VOCs and static water levels
<u>Piezometer Locations</u> PZ-2 and PZ-3	April and November each year	DES' Site Remediation Program Full List of Analytes for VOCs and static water levels
<u>Surface Water Locations</u> SW-1 and SW-3	April and November each year	DES' Site Remediation Program Full List of Analytes for VOCs

Samples shall be obtained using sampling procedures and protocol described in "Practical Guide for Ground-Water Sampling," USEPA current edition, and "RCRA Ground-Water Monitoring: Draft Technical Guidance," USEPA current edition. Samples shall be analyzed by a laboratory certified by the U.S. Environmental Protection Agency or the New Hampshire Department of Environmental Services.

Summaries of water quality shall be submitted annually to the Department's Waste Management Division, attention Groundwater Management Permits Coordinator, in the month of January, using a format acceptable to the Department. The Annual Report shall include a tabular summary of all monitoring results to date, an assessment of trends in the data, a groundwater contour map utilizing the most recent groundwater elevation data, an evaluation of the performance of the remedial action plan, and any recommendations for modifications to the remedial action plan.

The Annual Report shall be prepared and stamped by a professional engineer or professional geologist licensed in the State of New Hampshire.

8. Issuance of this permit is based on the Groundwater Management Permit Application dated March 9, 2006 and the historical documents found in the Department file DES #198705008. The Department may require additional hydrogeologic studies and/or remedial measures if invalid or inaccurate data are submitted.
9. Within 30 days of the date of Department approval of this Groundwater Management Permit, the permittee shall provide notice of the permit by certified mail to all owners of lots of record within the Groundwater Management Zone. The permittee shall submit documentation of this notification to the Department within 60 days of permit issuance.
10. Within 30 days of discovery of a violation of an ambient groundwater quality standard at or outside the Groundwater Management Zone boundary, the permittee shall notify the Department in writing. Within 60 days of discovery, the permittee shall submit a work scope for development of a revised remedial action plan, including a schedule of milestones, to the Department for approval. The Department shall approve the revised remedial action plan if compliance with Env-Wm 1403.08 has been demonstrated.

SPECIAL CONDITION FOR THIS PERMIT

11. Recorded property within the Groundwater Management Zone shall include the lots as listed and described in the following table:

<b>Tax Map/ Lot #</b>	<b>Property Address</b>	<b>Owner Name and Address</b>	<b>Deed Reference (Book/Page)</b>
B17/3090	7 Harris Road Nashua, NH	Motiva Enterprises, LLC PO Box 4369 Houston, TX 77210	6008/1187
B17/B1610	53 Harris Road Nashua, NH	First Health Care Supply Co, Inc. 10350 Ormsby Park Place Anchorage, KY 40223-2264	5550/1921



George G. Lombardo, P.E., Administrator  
Oil Remediation & Compliance Bureau  
Waste Management Division

Under RSA 21-0:14 and 21-0:9-V, any person aggrieved by any terms or conditions of this permit may appeal to the Waste Management Council in accordance with RSA 541-A and N.H. Admin. Rules, Env-WMC 200. Such appeal must be made to the Council within 30 days and must be addressed to the Chairman of the Waste Management Council, c/o Appeals Clerk, Department of Environmental Services Legal Unit, 29 Hazen Drive, P.O. Box 95, Concord, NH 03302-0095.

**ATTACHMENT B**



Technical Report for

Shell Oil

SCMAA:98998205 (REIMBNH) 7 Harris Road Nashua NH

EQ 790

Accutest Job Number: M72946

Sampling Date: 04/24/08

Report to:


erunstrom@sovcon.com

ATTN: Eric

Total number of pages in report: **61**



Test results contained within this data package meet the requirements of the National Environmental Laboratory Accreditation Conference and/or state specific certification programs as applicable.

  
Reza Fand  
Lab Director

Client Service contact: Kristen Blanchard 508-481-6200

Certifications: MA (M-MA136) CT (PH-0109) NH (250204) RI (00071) ME (MA136) FL (E87579)  
NY (23346) NJ (MA926) NAVY USACE

This report shall not be reproduced, except in its entirety, without the written approval of Accutest Laboratories.  
Test results relate only to samples analyzed.



# Table of Contents

-1-

<b>Section 1: Sample Summary .....</b>	<b>3</b>
<b>Section 2: Sample Results .....</b>	<b>4</b>
<b>2.1:</b> M72946-1: MW-4 .....	5
<b>2.2:</b> M72946-2: MW-6 .....	9
<b>2.3:</b> M72946-3: MW-22 .....	13
<b>2.4:</b> M72946-4: MW-23 .....	17
<b>2.5:</b> M72946-5: MW-24 .....	20
<b>2.6:</b> M72946-6: PZ-2 .....	23
<b>2.7:</b> M72946-7: PZ-3 .....	26
<b>2.8:</b> M72946-8: SW-1 .....	29
<b>2.9:</b> M72946-9: SW-3 .....	32
<b>Section 3: Misc. Forms .....</b>	<b>35</b>
<b>3.1:</b> Chain of Custody .....	36
<b>Section 4: GC/MS Volatiles - QC Data Summaries .....</b>	<b>37</b>
<b>4.1:</b> Method Blank Summary .....	38
<b>4.2:</b> Blank Spike/Blank Spike Duplicate Summary .....	44
<b>4.3:</b> Matrix Spike/Matrix Spike Duplicate Summary .....	50
<b>4.4:</b> Surrogate Recovery Summaries .....	56
<b>Section 5: GC Volatiles - QC Data Summaries .....</b>	<b>57</b>
<b>5.1:</b> Method Blank Summary .....	58
<b>5.2:</b> Blank Spike Summary .....	59
<b>5.3:</b> Matrix Spike/Matrix Spike Duplicate Summary .....	60
<b>5.4:</b> Surrogate Recovery Summaries .....	61



## Sample Summary

Shell Oil

**Job No:** M72946

SCMAA:98998205 (REIMBNH) 7 Harris Road Nashua NH  
 Project No: EQ 790

Sample Number	Collected		Received	Matrix		Client Sample ID
	Date	Time By		Code	Type	
M72946-1	04/24/08	10:20 JC	04/30/08	AQ	Ground Water	MW-4
M72946-2	04/24/08	10:00 JC	04/30/08	AQ	Ground Water	MW-6
M72946-3	04/24/08	10:50 JC	04/30/08	AQ	Ground Water	MW-22
M72946-4	04/24/08	11:00 JC	04/30/08	AQ	Ground Water	MW-23
M72946-5	04/24/08	12:20 JC	04/30/08	AQ	Ground Water	MW-24
M72946-6	04/24/08	11:45 JC	04/30/08	AQ	Ground Water	PZ-2
M72946-7	04/24/08	11:30 JC	04/30/08	AQ	Surface Water	PZ-3
M72946-8	04/24/08	12:05 JC	04/30/08	AQ	Surface Water	SW-1
M72946-9	04/24/08	11:30 JC	04/30/08	AQ	Surface Water	SW-3



## Sample Results

---

## Report of Analysis

---



## Report of Analysis

<b>Client Sample ID:</b>	MW-4	<b>Date Sampled:</b>	04/24/08
<b>Lab Sample ID:</b>	M72946-1	<b>Date Received:</b>	04/30/08
<b>Matrix:</b>	AQ - Ground Water	<b>Percent Solids:</b>	n/a
<b>Method:</b>	SW846 8260B		
<b>Project:</b>	SCMAA:98998205 (REIMBNH) 7 Harris Road Nashua NH		

Run #	File ID	DF	Analyzed	By	Prep Date	Prep Batch	Analytical Batch
Run #1	M25398.D	1	05/07/08	SC	n/a	n/a	MSM791
Run #2							

Run #	Purge Volume
Run #1	5.0 ml
Run #2	

## VOA NH Full List

CAS No.	Compound	Result	RL	Units	Q
67-64-1	Acetone	ND	5.0	ug/l	
71-43-2	Benzene	ND	0.50	ug/l	
108-86-1	Bromobenzene	ND	5.0	ug/l	
74-97-5	Bromochloromethane	ND	5.0	ug/l	
75-27-4	Bromodichloromethane	ND	1.0	ug/l	
75-25-2	Bromoform	ND	1.0	ug/l	
74-83-9	Bromomethane	ND	2.0	ug/l	
78-93-3	2-Butanone (MEK)	ND	5.0	ug/l	
104-51-8	n-Butylbenzene	ND	5.0	ug/l	
135-98-8	sec-Butylbenzene	ND	5.0	ug/l	
98-06-6	tert-Butylbenzene	ND	5.0	ug/l	
75-15-0	Carbon disulfide	ND	5.0	ug/l	
56-23-5	Carbon tetrachloride	ND	1.0	ug/l	
108-90-7	Chlorobenzene	ND	1.0	ug/l	
75-00-3	Chloroethane	ND	2.0	ug/l	
67-66-3	Chloroform	ND	1.0	ug/l	
74-87-3	Chloromethane	ND	2.0	ug/l	
95-49-8	o-Chlorotoluene	ND	5.0	ug/l	
106-43-4	p-Chlorotoluene	ND	5.0	ug/l	
108-20-3	Di-Isopropyl ether	ND	2.0	ug/l	
96-12-8	1,2-Dibromo-3-chloropropane	ND	5.0	ug/l	
124-48-1	Dibromochloromethane	ND	1.0	ug/l	
106-93-4	1,2-Dibromoethane	ND	2.0	ug/l	
95-50-1	1,2-Dichlorobenzene	ND	1.0	ug/l	
541-73-1	1,3-Dichlorobenzene	ND	1.0	ug/l	
106-46-7	1,4-Dichlorobenzene	ND	1.0	ug/l	
75-71-8	Dichlorodifluoromethane	ND	2.0	ug/l	
75-34-3	1,1-Dichloroethane	ND	1.0	ug/l	
107-06-2	1,2-Dichloroethane	ND	1.0	ug/l	
75-35-4	1,1-Dichloroethene	ND	1.0	ug/l	
156-59-2	cis-1,2-Dichloroethene	ND	1.0	ug/l	
156-60-5	trans-1,2-Dichloroethene	ND	1.0	ug/l	

ND = Not detected

RL = Reporting Limit

E = Indicates value exceeds calibration range

J = Indicates an estimated value

B = Indicates analyte found in associated method blank

N = Indicates presumptive evidence of a compound

## Report of Analysis

<b>Client Sample ID:</b>	MW-4	<b>Date Sampled:</b>	04/24/08
<b>Lab Sample ID:</b>	M72946-1	<b>Date Received:</b>	04/30/08
<b>Matrix:</b>	AQ - Ground Water	<b>Percent Solids:</b>	n/a
<b>Method:</b>	SW846 8260B		
<b>Project:</b>	SCMAA:98998205 (REIMBNH) 7 Harris Road Nashua NH		

## VOA NH Full List

CAS No.	Compound	Result	RL	Units	Q
78-87-5	1,2-Dichloropropane	ND	2.0	ug/l	
594-20-7	2,2-Dichloropropane	ND	5.0	ug/l	
563-58-6	1,1-Dichloropropene	ND	5.0	ug/l	
542-75-6	1,3-Dichloropropene	ND	1.0	ug/l	
123-91-1	1,4-Dioxane	ND	25	ug/l	
64-17-5	Ethanol	ND	200	ug/l	
60-29-7	Ethyl Ether	ND	5.0	ug/l	
100-41-4	Ethylbenzene	ND	1.0	ug/l	
87-68-3	Hexachlorobutadiene	ND	5.0	ug/l	
591-78-6	2-Hexanone	ND	5.0	ug/l	
98-82-8	Isopropylbenzene	ND	5.0	ug/l	
99-87-6	p-Isopropyltoluene	ND	5.0	ug/l	
1634-04-4	Methyl Tert Butyl Ether	2.2	1.0	ug/l	
108-10-1	4-Methyl-2-pentanone (MIBK)	ND	5.0	ug/l	
74-95-3	Methylene bromide	ND	5.0	ug/l	
75-09-2	Methylene chloride	ND	2.0	ug/l	
91-20-3	Naphthalene	ND	5.0	ug/l	
103-65-1	n-Propylbenzene	ND	5.0	ug/l	
100-42-5	Styrene	ND	5.0	ug/l	
994-05-8	tert-Amyl Methyl Ether	ND	2.0	ug/l	
75-65-0	Tert Butyl Alcohol	ND	20	ug/l	
637-92-3	tert-Butyl Ethyl Ether	ND	2.0	ug/l	
630-20-6	1,1,1,2-Tetrachloroethane	ND	5.0	ug/l	
79-34-5	1,1,2,2-Tetrachloroethane	ND	1.0	ug/l	
127-18-4	Tetrachloroethene	ND	1.0	ug/l	
109-99-9	Tetrahydrofuran	ND	10	ug/l	
108-88-3	Toluene	ND	1.0	ug/l	
87-61-6	1,2,3-Trichlorobenzene	ND	5.0	ug/l	
120-82-1	1,2,4-Trichlorobenzene	ND	5.0	ug/l	
71-55-6	1,1,1-Trichloroethane	ND	1.0	ug/l	
79-00-5	1,1,2-Trichloroethane	ND	1.0	ug/l	
79-01-6	Trichloroethene	ND	1.0	ug/l	
75-69-4	Trichlorofluoromethane	ND	1.0	ug/l	
96-18-4	1,2,3-Trichloropropane	ND	5.0	ug/l	
95-63-6	1,2,4-Trimethylbenzene	ND	5.0	ug/l	
108-67-8	1,3,5-Trimethylbenzene	ND	5.0	ug/l	
75-01-4	Vinyl chloride	ND	1.0	ug/l	
1330-20-7	Xylene (total)	ND	1.0	ug/l	

ND = Not detected

RL = Reporting Limit

E = Indicates value exceeds calibration range

J = Indicates an estimated value

B = Indicates analyte found in associated method blank

N = Indicates presumptive evidence of a compound

## Report of Analysis

<b>Client Sample ID:</b> MW-4	
<b>Lab Sample ID:</b> M72946-1	<b>Date Sampled:</b> 04/24/08
<b>Matrix:</b> AQ - Ground Water	<b>Date Received:</b> 04/30/08
<b>Method:</b> SW846 8260B	<b>Percent Solids:</b> n/a
<b>Project:</b> SCMAA:98998205 (REIMBNH) 7 Harris Road Nashua NH	

### VOA NH Full List

CAS No.	Surrogate Recoveries	Run# 1	Run# 2	Limits
1868-53-7	Dibromofluoromethane	106%		79-130%
2037-26-5	Toluene-D8	101%		80-120%
460-00-4	4-Bromofluorobenzene	102%		84-115%

ND = Not detected  
 RL = Reporting Limit  
 E = Indicates value exceeds calibration range

J = Indicates an estimated value  
 B = Indicates analyte found in associated method blank  
 N = Indicates presumptive evidence of a compound

## Report of Analysis

<b>Client Sample ID:</b> MW-4		<b>Date Sampled:</b> 04/24/08
<b>Lab Sample ID:</b> M72946-1		<b>Date Received:</b> 04/30/08
<b>Matrix:</b> AQ - Ground Water		<b>Percent Solids:</b> n/a
<b>Method:</b> EPA 504 EPA 504		
<b>Project:</b> SCMAA:98998205 (REIMBNH) 7 Harris Road Nashua NH		

Run #	File ID	DF	Analyzed	By	Prep Date	Prep Batch	Analytical Batch
Run #1	BB18974.D	1	05/08/08	CZ	05/08/08	OP15723	GBB783
Run #2							

Run #	Initial Volume	Final Volume
Run #1	32.8 ml	2.0 ml
Run #2		

CAS No.	Compound	Result	RL	Units	Q
106-93-4	1,2-Dibromoethane	ND	0.016	ug/l	
CAS No.	Surrogate Recoveries	Run# 1	Run# 2	Limits	
460-00-4	Bromofluorobenzene (S)	116%		26-158%	
460-00-4	Bromofluorobenzene (S)	121%		26-158%	

ND = Not detected  
 RL = Reporting Limit  
 E = Indicates value exceeds calibration range

J = Indicates an estimated value  
 B = Indicates analyte found in associated method blank  
 N = Indicates presumptive evidence of a compound

## Report of Analysis

<b>Client Sample ID:</b>	MW-6	<b>Date Sampled:</b>	04/24/08
<b>Lab Sample ID:</b>	M72946-2	<b>Date Received:</b>	04/30/08
<b>Matrix:</b>	AQ - Ground Water	<b>Percent Solids:</b>	n/a
<b>Method:</b>	SW846 8260B		
<b>Project:</b>	SCMAA:98998205 (REIMBNH) 7 Harris Road Nashua NH		

Run #	File ID	DF	Analyzed	By	Prep Date	Prep Batch	Analytical Batch
Run #1	M25399.D	1	05/07/08	SC	n/a	n/a	MSM791
Run #2							

Run #	Purge Volume
Run #1	5.0 ml
Run #2	

## VOA NH Full List

CAS No.	Compound	Result	RL	Units	Q
67-64-1	Acetone	ND	5.0	ug/l	
71-43-2	Benzene	ND	0.50	ug/l	
108-86-1	Bromobenzene	ND	5.0	ug/l	
74-97-5	Bromochloromethane	ND	5.0	ug/l	
75-27-4	Bromodichloromethane	ND	1.0	ug/l	
75-25-2	Bromoform	ND	1.0	ug/l	
74-83-9	Bromomethane	ND	2.0	ug/l	
78-93-3	2-Butanone (MEK)	ND	5.0	ug/l	
104-51-8	n-Butylbenzene	ND	5.0	ug/l	
135-98-8	sec-Butylbenzene	ND	5.0	ug/l	
98-06-6	tert-Butylbenzene	ND	5.0	ug/l	
75-15-0	Carbon disulfide	ND	5.0	ug/l	
56-23-5	Carbon tetrachloride	ND	1.0	ug/l	
108-90-7	Chlorobenzene	ND	1.0	ug/l	
75-00-3	Chloroethane	ND	2.0	ug/l	
67-66-3	Chloroform	ND	1.0	ug/l	
74-87-3	Chloromethane	ND	2.0	ug/l	
95-49-8	o-Chlorotoluene	ND	5.0	ug/l	
106-43-4	p-Chlorotoluene	ND	5.0	ug/l	
108-20-3	Di-Isopropyl ether	ND	2.0	ug/l	
96-12-8	1,2-Dibromo-3-chloropropane	ND	5.0	ug/l	
124-48-1	Dibromochloromethane	ND	1.0	ug/l	
106-93-4	1,2-Dibromoethane	ND	2.0	ug/l	
95-50-1	1,2-Dichlorobenzene	ND	1.0	ug/l	
541-73-1	1,3-Dichlorobenzene	ND	1.0	ug/l	
106-46-7	1,4-Dichlorobenzene	ND	1.0	ug/l	
75-71-8	Dichlorodifluoromethane	ND	2.0	ug/l	
75-34-3	1,1-Dichloroethane	ND	1.0	ug/l	
107-06-2	1,2-Dichloroethane	ND	1.0	ug/l	
75-35-4	1,1-Dichloroethene	ND	1.0	ug/l	
156-59-2	cis-1,2-Dichloroethene	ND	1.0	ug/l	
156-60-5	trans-1,2-Dichloroethene	ND	1.0	ug/l	

ND = Not detected

RL = Reporting Limit

E = Indicates value exceeds calibration range

J = Indicates an estimated value

B = Indicates analyte found in associated method blank

N = Indicates presumptive evidence of a compound

## Report of Analysis

<b>Client Sample ID:</b>	MW-6	<b>Date Sampled:</b>	04/24/08
<b>Lab Sample ID:</b>	M72946-2	<b>Date Received:</b>	04/30/08
<b>Matrix:</b>	AQ - Ground Water	<b>Percent Solids:</b>	n/a
<b>Method:</b>	SW846 8260B		
<b>Project:</b>	SCMAA:98998205 (REIMBNH) 7 Harris Road Nashua NH		

## VOA NH Full List

CAS No.	Compound	Result	RL	Units	Q
78-87-5	1,2-Dichloropropane	ND	2.0	ug/l	
594-20-7	2,2-Dichloropropane	ND	5.0	ug/l	
563-58-6	1,1-Dichloropropene	ND	5.0	ug/l	
542-75-6	1,3-Dichloropropene	ND	1.0	ug/l	
123-91-1	1,4-Dioxane	ND	25	ug/l	
64-17-5	Ethanol	ND	200	ug/l	
60-29-7	Ethyl Ether	ND	5.0	ug/l	
100-41-4	Ethylbenzene	ND	1.0	ug/l	
87-68-3	Hexachlorobutadiene	ND	5.0	ug/l	
591-78-6	2-Hexanone	ND	5.0	ug/l	
98-82-8	Isopropylbenzene	ND	5.0	ug/l	
99-87-6	p-Isopropyltoluene	ND	5.0	ug/l	
1634-04-4	Methyl Tert Butyl Ether	ND	1.0	ug/l	
108-10-1	4-Methyl-2-pentanone (MIBK)	ND	5.0	ug/l	
74-95-3	Methylene bromide	ND	5.0	ug/l	
75-09-2	Methylene chloride	ND	2.0	ug/l	
91-20-3	Naphthalene	ND	5.0	ug/l	
103-65-1	n-Propylbenzene	ND	5.0	ug/l	
100-42-5	Styrene	ND	5.0	ug/l	
994-05-8	tert-Amyl Methyl Ether	ND	2.0	ug/l	
75-65-0	Tert Butyl Alcohol	ND	20	ug/l	
637-92-3	tert-Butyl Ethyl Ether	ND	2.0	ug/l	
630-20-6	1,1,1,2-Tetrachloroethane	ND	5.0	ug/l	
79-34-5	1,1,2,2-Tetrachloroethane	ND	1.0	ug/l	
127-18-4	Tetrachloroethene	ND	1.0	ug/l	
109-99-9	Tetrahydrofuran	ND	10	ug/l	
108-88-3	Toluene	ND	1.0	ug/l	
87-61-6	1,2,3-Trichlorobenzene	ND	5.0	ug/l	
120-82-1	1,2,4-Trichlorobenzene	ND	5.0	ug/l	
71-55-6	1,1,1-Trichloroethane	ND	1.0	ug/l	
79-00-5	1,1,2-Trichloroethane	ND	1.0	ug/l	
79-01-6	Trichloroethene	ND	1.0	ug/l	
75-69-4	Trichlorofluoromethane	ND	1.0	ug/l	
96-18-4	1,2,3-Trichloropropane	ND	5.0	ug/l	
95-63-6	1,2,4-Trimethylbenzene	ND	5.0	ug/l	
108-67-8	1,3,5-Trimethylbenzene	ND	5.0	ug/l	
75-01-4	Vinyl chloride	ND	1.0	ug/l	
1330-20-7	Xylene (total)	ND	1.0	ug/l	

ND = Not detected

RL = Reporting Limit

E = Indicates value exceeds calibration range

J = Indicates an estimated value

B = Indicates analyte found in associated method blank

N = Indicates presumptive evidence of a compound

## Report of Analysis

<b>Client Sample ID:</b> MW-6		
<b>Lab Sample ID:</b> M72946-2		<b>Date Sampled:</b> 04/24/08
<b>Matrix:</b> AQ - Ground Water		<b>Date Received:</b> 04/30/08
<b>Method:</b> SW846 8260B		<b>Percent Solids:</b> n/a
<b>Project:</b> SCMAA:98998205 (REIMBNH) 7 Harris Road Nashua NH		

**VOA NH Full List**

CAS No.	Surrogate Recoveries	Run# 1	Run# 2	Limits
1868-53-7	Dibromofluoromethane	106%		79-130%
2037-26-5	Toluene-D8	101%		80-120%
460-00-4	4-Bromofluorobenzene	104%		84-115%

ND = Not detected  
 RL = Reporting Limit  
 E = Indicates value exceeds calibration range

J = Indicates an estimated value  
 B = Indicates analyte found in associated method blank  
 N = Indicates presumptive evidence of a compound

## Report of Analysis

<b>Client Sample ID:</b> MW-6		
<b>Lab Sample ID:</b> M72946-2		<b>Date Sampled:</b> 04/24/08
<b>Matrix:</b> AQ - Ground Water		<b>Date Received:</b> 04/30/08
<b>Method:</b> EPA 504 EPA 504		<b>Percent Solids:</b> n/a
<b>Project:</b> SCMAA:98998205 (REIMBNH) 7 Harris Road Nashua NH		

Run #	File ID	DF	Analyzed	By	Prep Date	Prep Batch	Analytical Batch
Run #1	BB18975.D	1	05/08/08	CZ	05/08/08	OP15723	GBB783
Run #2							

Run #	Initial Volume	Final Volume
Run #1	32.8 ml	2.0 ml
Run #2		

CAS No.	Compound	Result	RL	Units	Q
106-93-4	1,2-Dibromoethane	ND	0.016	ug/l	
CAS No.	Surrogate Recoveries	Run# 1	Run# 2	Limits	
460-00-4	Bromofluorobenzene (S)	105%		26-158%	
460-00-4	Bromofluorobenzene (S)	225% <sup>a</sup>		26-158%	

(a) Outside control limits due to possible matrix interference.

ND = Not detected  
 RL = Reporting Limit  
 E = Indicates value exceeds calibration range

J = Indicates an estimated value  
 B = Indicates analyte found in associated method blank  
 N = Indicates presumptive evidence of a compound



## Report of Analysis

<b>Client Sample ID:</b>	MW-22	<b>Date Sampled:</b>	04/24/08
<b>Lab Sample ID:</b>	M72946-3	<b>Date Received:</b>	04/30/08
<b>Matrix:</b>	AQ - Ground Water	<b>Percent Solids:</b>	n/a
<b>Method:</b>	SW846 8260B		
<b>Project:</b>	SCMAA:98998205 (REIMBNH) 7 Harris Road Nashua NH		

Run #	File ID	DF	Analyzed	By	Prep Date	Prep Batch	Analytical Batch
Run #1	M25400.D	1	05/07/08	SC	n/a	n/a	MSM791
Run #2							

Run #	Purge Volume
Run #1	5.0 ml
Run #2	

## VOA NH Full List

CAS No.	Compound	Result	RL	Units	Q
67-64-1	Acetone	ND	5.0	ug/l	
71-43-2	Benzene	ND	0.50	ug/l	
108-86-1	Bromobenzene	ND	5.0	ug/l	
74-97-5	Bromochloromethane	ND	5.0	ug/l	
75-27-4	Bromodichloromethane	ND	1.0	ug/l	
75-25-2	Bromoform	ND	1.0	ug/l	
74-83-9	Bromomethane	ND	2.0	ug/l	
78-93-3	2-Butanone (MEK)	ND	5.0	ug/l	
104-51-8	n-Butylbenzene	ND	5.0	ug/l	
135-98-8	sec-Butylbenzene	ND	5.0	ug/l	
98-06-6	tert-Butylbenzene	ND	5.0	ug/l	
75-15-0	Carbon disulfide	ND	5.0	ug/l	
56-23-5	Carbon tetrachloride	ND	1.0	ug/l	
108-90-7	Chlorobenzene	ND	1.0	ug/l	
75-00-3	Chloroethane	ND	2.0	ug/l	
67-66-3	Chloroform	ND	1.0	ug/l	
74-87-3	Chloromethane	ND	2.0	ug/l	
95-49-8	o-Chlorotoluene	ND	5.0	ug/l	
106-43-4	p-Chlorotoluene	ND	5.0	ug/l	
108-20-3	Di-Isopropyl ether	ND	2.0	ug/l	
96-12-8	1,2-Dibromo-3-chloropropane	ND	5.0	ug/l	
124-48-1	Dibromochloromethane	ND	1.0	ug/l	
106-93-4	1,2-Dibromoethane	ND	2.0	ug/l	
95-50-1	1,2-Dichlorobenzene	ND	1.0	ug/l	
541-73-1	1,3-Dichlorobenzene	ND	1.0	ug/l	
106-46-7	1,4-Dichlorobenzene	ND	1.0	ug/l	
75-71-8	Dichlorodifluoromethane	ND	2.0	ug/l	
75-34-3	1,1-Dichloroethane	ND	1.0	ug/l	
107-06-2	1,2-Dichloroethane	ND	1.0	ug/l	
75-35-4	1,1-Dichloroethene	ND	1.0	ug/l	
156-59-2	cis-1,2-Dichloroethene	ND	1.0	ug/l	
156-60-5	trans-1,2-Dichloroethene	ND	1.0	ug/l	

ND = Not detected

RL = Reporting Limit

E = Indicates value exceeds calibration range

J = Indicates an estimated value

B = Indicates analyte found in associated method blank

N = Indicates presumptive evidence of a compound

## Report of Analysis

<b>Client Sample ID:</b>	MW-22	<b>Date Sampled:</b>	04/24/08
<b>Lab Sample ID:</b>	M72946-3	<b>Date Received:</b>	04/30/08
<b>Matrix:</b>	AQ - Ground Water	<b>Percent Solids:</b>	n/a
<b>Method:</b>	SW846 8260B		
<b>Project:</b>	SCMAA:98998205 (REIMBNH) 7 Harris Road Nashua NH		

## VOA NH Full List

CAS No.	Compound	Result	RL	Units	Q
78-87-5	1,2-Dichloropropane	ND	2.0	ug/l	
594-20-7	2,2-Dichloropropane	ND	5.0	ug/l	
563-58-6	1,1-Dichloropropene	ND	5.0	ug/l	
542-75-6	1,3-Dichloropropene	ND	1.0	ug/l	
123-91-1	1,4-Dioxane	ND	25	ug/l	
64-17-5	Ethanol	ND	200	ug/l	
60-29-7	Ethyl Ether	ND	5.0	ug/l	
100-41-4	Ethylbenzene	27.7	1.0	ug/l	
87-68-3	Hexachlorobutadiene	ND	5.0	ug/l	
591-78-6	2-Hexanone	ND	5.0	ug/l	
98-82-8	Isopropylbenzene	ND	5.0	ug/l	
99-87-6	p-Isopropyltoluene	ND	5.0	ug/l	
1634-04-4	Methyl Tert Butyl Ether	3.1	1.0	ug/l	
108-10-1	4-Methyl-2-pentanone (MIBK)	ND	5.0	ug/l	
74-95-3	Methylene bromide	ND	5.0	ug/l	
75-09-2	Methylene chloride	ND	2.0	ug/l	
91-20-3	Naphthalene	ND	5.0	ug/l	
103-65-1	n-Propylbenzene	10.2	5.0	ug/l	
100-42-5	Styrene	ND	5.0	ug/l	
994-05-8	tert-Amyl Methyl Ether	ND	2.0	ug/l	
75-65-0	Tert Butyl Alcohol	ND	20	ug/l	
637-92-3	tert-Butyl Ethyl Ether	ND	2.0	ug/l	
630-20-6	1,1,1,2-Tetrachloroethane	ND	5.0	ug/l	
79-34-5	1,1,2,2-Tetrachloroethane	ND	1.0	ug/l	
127-18-4	Tetrachloroethene	ND	1.0	ug/l	
109-99-9	Tetrahydrofuran	ND	10	ug/l	
108-88-3	Toluene	ND	1.0	ug/l	
87-61-6	1,2,3-Trichlorobenzene	ND	5.0	ug/l	
120-82-1	1,2,4-Trichlorobenzene	ND	5.0	ug/l	
71-55-6	1,1,1-Trichloroethane	ND	1.0	ug/l	
79-00-5	1,1,2-Trichloroethane	ND	1.0	ug/l	
79-01-6	Trichloroethene	ND	1.0	ug/l	
75-69-4	Trichlorofluoromethane	ND	1.0	ug/l	
96-18-4	1,2,3-Trichloropropane	ND	5.0	ug/l	
95-63-6	1,2,4-Trimethylbenzene	31.8	5.0	ug/l	
108-67-8	1,3,5-Trimethylbenzene	8.7	5.0	ug/l	
75-01-4	Vinyl chloride	ND	1.0	ug/l	
1330-20-7	Xylene (total)	34.5	1.0	ug/l	

ND = Not detected

RL = Reporting Limit

E = Indicates value exceeds calibration range

J = Indicates an estimated value

B = Indicates analyte found in associated method blank

N = Indicates presumptive evidence of a compound

## Report of Analysis

<b>Client Sample ID:</b> MW-22		
<b>Lab Sample ID:</b> M72946-3		<b>Date Sampled:</b> 04/24/08
<b>Matrix:</b> AQ - Ground Water		<b>Date Received:</b> 04/30/08
<b>Method:</b> SW846 8260B		<b>Percent Solids:</b> n/a
<b>Project:</b> SCMAA:98998205 (REIMBNH) 7 Harris Road Nashua NH		

### VOA NH Full List

CAS No.	Surrogate Recoveries	Run# 1	Run# 2	Limits
1868-53-7	Dibromofluoromethane	105%		79-130%
2037-26-5	Toluene-D8	101%		80-120%
460-00-4	4-Bromofluorobenzene	100%		84-115%

ND = Not detected  
 RL = Reporting Limit  
 E = Indicates value exceeds calibration range

J = Indicates an estimated value  
 B = Indicates analyte found in associated method blank  
 N = Indicates presumptive evidence of a compound

## Report of Analysis

<b>Client Sample ID:</b> MW-22		
<b>Lab Sample ID:</b> M72946-3		<b>Date Sampled:</b> 04/24/08
<b>Matrix:</b> AQ - Ground Water		<b>Date Received:</b> 04/30/08
<b>Method:</b> EPA 504 EPA 504		<b>Percent Solids:</b> n/a
<b>Project:</b> SCMAA:98998205 (REIMBNH) 7 Harris Road Nashua NH		

	File ID	DF	Analyzed	By	Prep Date	Prep Batch	Analytical Batch
Run #1	BB18976.D	1	05/08/08	CZ	05/08/08	OP15723	GBB783
Run #2							

	Initial Volume	Final Volume
Run #1	33.3 ml	2.0 ml
Run #2		

CAS No.	Compound	Result	RL	Units	Q
106-93-4	1,2-Dibromoethane	ND	0.016	ug/l	
CAS No.	Surrogate Recoveries	Run# 1	Run# 2	Limits	
460-00-4	Bromofluorobenzene (S)	113%		26-158%	
460-00-4	Bromofluorobenzene (S)	177% <sup>a</sup>		26-158%	

(a) Outside control limits due to possible matrix interference.

ND = Not detected  
 RL = Reporting Limit  
 E = Indicates value exceeds calibration range

J = Indicates an estimated value  
 B = Indicates analyte found in associated method blank  
 N = Indicates presumptive evidence of a compound

## Report of Analysis

<b>Client Sample ID:</b>	MW-23	<b>Date Sampled:</b>	04/24/08
<b>Lab Sample ID:</b>	M72946-4	<b>Date Received:</b>	04/30/08
<b>Matrix:</b>	AQ - Ground Water	<b>Percent Solids:</b>	n/a
<b>Method:</b>	SW846 8260B		
<b>Project:</b>	SCMAA:98998205 (REIMBNH) 7 Harris Road Nashua NH		

Run #	File ID	DF	Analyzed	By	Prep Date	Prep Batch	Analytical Batch
Run #1	M25401.D	1	05/07/08	SC	n/a	n/a	MSM791
Run #2							

Run #	Purge Volume
Run #1	5.0 ml
Run #2	

## VOA NH Full List

CAS No.	Compound	Result	RL	Units	Q
67-64-1	Acetone	ND	5.0	ug/l	
71-43-2	Benzene	ND	0.50	ug/l	
108-86-1	Bromobenzene	ND	5.0	ug/l	
74-97-5	Bromochloromethane	ND	5.0	ug/l	
75-27-4	Bromodichloromethane	ND	1.0	ug/l	
75-25-2	Bromoform	ND	1.0	ug/l	
74-83-9	Bromomethane	ND	2.0	ug/l	
78-93-3	2-Butanone (MEK)	ND	5.0	ug/l	
104-51-8	n-Butylbenzene	ND	5.0	ug/l	
135-98-8	sec-Butylbenzene	ND	5.0	ug/l	
98-06-6	tert-Butylbenzene	ND	5.0	ug/l	
75-15-0	Carbon disulfide	ND	5.0	ug/l	
56-23-5	Carbon tetrachloride	ND	1.0	ug/l	
108-90-7	Chlorobenzene	ND	1.0	ug/l	
75-00-3	Chloroethane	ND	2.0	ug/l	
67-66-3	Chloroform	ND	1.0	ug/l	
74-87-3	Chloromethane	ND	2.0	ug/l	
95-49-8	o-Chlorotoluene	ND	5.0	ug/l	
106-43-4	p-Chlorotoluene	ND	5.0	ug/l	
108-20-3	Di-Isopropyl ether	ND	2.0	ug/l	
96-12-8	1,2-Dibromo-3-chloropropane	ND	5.0	ug/l	
124-48-1	Dibromochloromethane	ND	1.0	ug/l	
106-93-4	1,2-Dibromoethane	ND	2.0	ug/l	
95-50-1	1,2-Dichlorobenzene	ND	1.0	ug/l	
541-73-1	1,3-Dichlorobenzene	ND	1.0	ug/l	
106-46-7	1,4-Dichlorobenzene	ND	1.0	ug/l	
75-71-8	Dichlorodifluoromethane	ND	2.0	ug/l	
75-34-3	1,1-Dichloroethane	ND	1.0	ug/l	
107-06-2	1,2-Dichloroethane	ND	1.0	ug/l	
75-35-4	1,1-Dichloroethene	ND	1.0	ug/l	
156-59-2	cis-1,2-Dichloroethene	ND	1.0	ug/l	
156-60-5	trans-1,2-Dichloroethene	ND	1.0	ug/l	

ND = Not detected

RL = Reporting Limit

E = Indicates value exceeds calibration range

J = Indicates an estimated value

B = Indicates analyte found in associated method blank

N = Indicates presumptive evidence of a compound

## Report of Analysis

<b>Client Sample ID:</b>	MW-23	<b>Date Sampled:</b>	04/24/08
<b>Lab Sample ID:</b>	M72946-4	<b>Date Received:</b>	04/30/08
<b>Matrix:</b>	AQ - Ground Water	<b>Percent Solids:</b>	n/a
<b>Method:</b>	SW846 8260B		
<b>Project:</b>	SCMAA:98998205 (REIMBNH) 7 Harris Road Nashua NH		

## VOA NH Full List

CAS No.	Compound	Result	RL	Units	Q
78-87-5	1,2-Dichloropropane	ND	2.0	ug/l	
594-20-7	2,2-Dichloropropane	ND	5.0	ug/l	
563-58-6	1,1-Dichloropropene	ND	5.0	ug/l	
542-75-6	1,3-Dichloropropene	ND	1.0	ug/l	
123-91-1	1,4-Dioxane	ND	25	ug/l	
64-17-5	Ethanol	ND	200	ug/l	
60-29-7	Ethyl Ether	ND	5.0	ug/l	
100-41-4	Ethylbenzene	ND	1.0	ug/l	
87-68-3	Hexachlorobutadiene	ND	5.0	ug/l	
591-78-6	2-Hexanone	ND	5.0	ug/l	
98-82-8	Isopropylbenzene	ND	5.0	ug/l	
99-87-6	p-Isopropyltoluene	ND	5.0	ug/l	
1634-04-4	Methyl Tert Butyl Ether	ND	1.0	ug/l	
108-10-1	4-Methyl-2-pentanone (MIBK)	ND	5.0	ug/l	
74-95-3	Methylene bromide	ND	5.0	ug/l	
75-09-2	Methylene chloride	ND	2.0	ug/l	
91-20-3	Naphthalene	ND	5.0	ug/l	
103-65-1	n-Propylbenzene	ND	5.0	ug/l	
100-42-5	Styrene	ND	5.0	ug/l	
994-05-8	tert-Amyl Methyl Ether	ND	2.0	ug/l	
75-65-0	Tert Butyl Alcohol	ND	20	ug/l	
637-92-3	tert-Butyl Ethyl Ether	ND	2.0	ug/l	
630-20-6	1,1,1,2-Tetrachloroethane	ND	5.0	ug/l	
79-34-5	1,1,2,2-Tetrachloroethane	ND	1.0	ug/l	
127-18-4	Tetrachloroethene	ND	1.0	ug/l	
109-99-9	Tetrahydrofuran	ND	10	ug/l	
108-88-3	Toluene	ND	1.0	ug/l	
87-61-6	1,2,3-Trichlorobenzene	ND	5.0	ug/l	
120-82-1	1,2,4-Trichlorobenzene	ND	5.0	ug/l	
71-55-6	1,1,1-Trichloroethane	ND	1.0	ug/l	
79-00-5	1,1,2-Trichloroethane	ND	1.0	ug/l	
79-01-6	Trichloroethene	ND	1.0	ug/l	
75-69-4	Trichlorofluoromethane	ND	1.0	ug/l	
96-18-4	1,2,3-Trichloropropane	ND	5.0	ug/l	
95-63-6	1,2,4-Trimethylbenzene	ND	5.0	ug/l	
108-67-8	1,3,5-Trimethylbenzene	ND	5.0	ug/l	
75-01-4	Vinyl chloride	ND	1.0	ug/l	
1330-20-7	Xylene (total)	ND	1.0	ug/l	

ND = Not detected

RL = Reporting Limit

E = Indicates value exceeds calibration range

J = Indicates an estimated value

B = Indicates analyte found in associated method blank

N = Indicates presumptive evidence of a compound

## Report of Analysis

<b>Client Sample ID:</b> MW-23	
<b>Lab Sample ID:</b> M72946-4	<b>Date Sampled:</b> 04/24/08
<b>Matrix:</b> AQ - Ground Water	<b>Date Received:</b> 04/30/08
<b>Method:</b> SW846 8260B	<b>Percent Solids:</b> n/a
<b>Project:</b> SCMAA:98998205 (REIMBNH) 7 Harris Road Nashua NH	

### VOA NH Full List

CAS No.	Surrogate Recoveries	Run# 1	Run# 2	Limits
1868-53-7	Dibromofluoromethane	105%		79-130%
2037-26-5	Toluene-D8	101%		80-120%
460-00-4	4-Bromofluorobenzene	104%		84-115%

ND = Not detected  
 RL = Reporting Limit  
 E = Indicates value exceeds calibration range

J = Indicates an estimated value  
 B = Indicates analyte found in associated method blank  
 N = Indicates presumptive evidence of a compound

## Report of Analysis

<b>Client Sample ID:</b> MW-24	
<b>Lab Sample ID:</b> M72946-5	<b>Date Sampled:</b> 04/24/08
<b>Matrix:</b> AQ - Ground Water	<b>Date Received:</b> 04/30/08
<b>Method:</b> SW846 8260B	<b>Percent Solids:</b> n/a
<b>Project:</b> SCMAA:98998205 (REIMBNH) 7 Harris Road Nashua NH	

Run #	File ID	DF	Analyzed	By	Prep Date	Prep Batch	Analytical Batch
Run #1	M25402.D	1	05/07/08	SC	n/a	n/a	MSM791
Run #2							

Run #	Purge Volume
Run #1	5.0 ml
Run #2	

## VOA NH Full List

CAS No.	Compound	Result	RL	Units	Q
67-64-1	Acetone	12.1	5.0	ug/l	
71-43-2	Benzene	ND	0.50	ug/l	
108-86-1	Bromobenzene	ND	5.0	ug/l	
74-97-5	Bromochloromethane	ND	5.0	ug/l	
75-27-4	Bromodichloromethane	ND	1.0	ug/l	
75-25-2	Bromoform	ND	1.0	ug/l	
74-83-9	Bromomethane	ND	2.0	ug/l	
78-93-3	2-Butanone (MEK)	ND	5.0	ug/l	
104-51-8	n-Butylbenzene	ND	5.0	ug/l	
135-98-8	sec-Butylbenzene	ND	5.0	ug/l	
98-06-6	tert-Butylbenzene	ND	5.0	ug/l	
75-15-0	Carbon disulfide	ND	5.0	ug/l	
56-23-5	Carbon tetrachloride	ND	1.0	ug/l	
108-90-7	Chlorobenzene	ND	1.0	ug/l	
75-00-3	Chloroethane	ND	2.0	ug/l	
67-66-3	Chloroform	ND	1.0	ug/l	
74-87-3	Chloromethane	ND	2.0	ug/l	
95-49-8	o-Chlorotoluene	ND	5.0	ug/l	
106-43-4	p-Chlorotoluene	ND	5.0	ug/l	
108-20-3	Di-Isopropyl ether	ND	2.0	ug/l	
96-12-8	1,2-Dibromo-3-chloropropane	ND	5.0	ug/l	
124-48-1	Dibromochloromethane	ND	1.0	ug/l	
106-93-4	1,2-Dibromoethane	ND	2.0	ug/l	
95-50-1	1,2-Dichlorobenzene	ND	1.0	ug/l	
541-73-1	1,3-Dichlorobenzene	ND	1.0	ug/l	
106-46-7	1,4-Dichlorobenzene	ND	1.0	ug/l	
75-71-8	Dichlorodifluoromethane	ND	2.0	ug/l	
75-34-3	1,1-Dichloroethane	ND	1.0	ug/l	
107-06-2	1,2-Dichloroethane	ND	1.0	ug/l	
75-35-4	1,1-Dichloroethene	ND	1.0	ug/l	
156-59-2	cis-1,2-Dichloroethene	ND	1.0	ug/l	
156-60-5	trans-1,2-Dichloroethene	ND	1.0	ug/l	

ND = Not detected

RL = Reporting Limit

E = Indicates value exceeds calibration range

J = Indicates an estimated value

B = Indicates analyte found in associated method blank

N = Indicates presumptive evidence of a compound



## Report of Analysis

<b>Client Sample ID:</b>	MW-24	<b>Date Sampled:</b>	04/24/08
<b>Lab Sample ID:</b>	M72946-5	<b>Date Received:</b>	04/30/08
<b>Matrix:</b>	AQ - Ground Water	<b>Percent Solids:</b>	n/a
<b>Method:</b>	SW846 8260B		
<b>Project:</b>	SCMAA:98998205 (REIMBNH) 7 Harris Road Nashua NH		

## VOA NH Full List

CAS No.	Compound	Result	RL	Units	Q
78-87-5	1,2-Dichloropropane	ND	2.0	ug/l	
594-20-7	2,2-Dichloropropane	ND	5.0	ug/l	
563-58-6	1,1-Dichloropropene	ND	5.0	ug/l	
542-75-6	1,3-Dichloropropene	ND	1.0	ug/l	
123-91-1	1,4-Dioxane	ND	25	ug/l	
64-17-5	Ethanol	ND	200	ug/l	
60-29-7	Ethyl Ether	ND	5.0	ug/l	
100-41-4	Ethylbenzene	ND	1.0	ug/l	
87-68-3	Hexachlorobutadiene	ND	5.0	ug/l	
591-78-6	2-Hexanone	ND	5.0	ug/l	
98-82-8	Isopropylbenzene	ND	5.0	ug/l	
99-87-6	p-Isopropyltoluene	ND	5.0	ug/l	
1634-04-4	Methyl Tert Butyl Ether	ND	1.0	ug/l	
108-10-1	4-Methyl-2-pentanone (MIBK)	ND	5.0	ug/l	
74-95-3	Methylene bromide	ND	5.0	ug/l	
75-09-2	Methylene chloride	ND	2.0	ug/l	
91-20-3	Naphthalene	ND	5.0	ug/l	
103-65-1	n-Propylbenzene	ND	5.0	ug/l	
100-42-5	Styrene	ND	5.0	ug/l	
994-05-8	tert-Amyl Methyl Ether	ND	2.0	ug/l	
75-65-0	Tert Butyl Alcohol	ND	20	ug/l	
637-92-3	tert-Butyl Ethyl Ether	ND	2.0	ug/l	
630-20-6	1,1,1,2-Tetrachloroethane	ND	5.0	ug/l	
79-34-5	1,1,2,2-Tetrachloroethane	ND	1.0	ug/l	
127-18-4	Tetrachloroethene	ND	1.0	ug/l	
109-99-9	Tetrahydrofuran	ND	10	ug/l	
108-88-3	Toluene	ND	1.0	ug/l	
87-61-6	1,2,3-Trichlorobenzene	ND	5.0	ug/l	
120-82-1	1,2,4-Trichlorobenzene	ND	5.0	ug/l	
71-55-6	1,1,1-Trichloroethane	ND	1.0	ug/l	
79-00-5	1,1,2-Trichloroethane	ND	1.0	ug/l	
79-01-6	Trichloroethene	ND	1.0	ug/l	
75-69-4	Trichlorofluoromethane	ND	1.0	ug/l	
96-18-4	1,2,3-Trichloropropane	ND	5.0	ug/l	
95-63-6	1,2,4-Trimethylbenzene	ND	5.0	ug/l	
108-67-8	1,3,5-Trimethylbenzene	ND	5.0	ug/l	
75-01-4	Vinyl chloride	ND	1.0	ug/l	
1330-20-7	Xylene (total)	ND	1.0	ug/l	

ND = Not detected

RL = Reporting Limit

E = Indicates value exceeds calibration range

J = Indicates an estimated value

B = Indicates analyte found in associated method blank

N = Indicates presumptive evidence of a compound

## Report of Analysis

<b>Client Sample ID:</b> MW-24		
<b>Lab Sample ID:</b> M72946-5		<b>Date Sampled:</b> 04/24/08
<b>Matrix:</b> AQ - Ground Water		<b>Date Received:</b> 04/30/08
<b>Method:</b> SW846 8260B		<b>Percent Solids:</b> n/a
<b>Project:</b> SCMAA:98998205 (REIMBNH) 7 Harris Road Nashua NH		

### VOA NH Full List

CAS No.	Surrogate Recoveries	Run# 1	Run# 2	Limits
1868-53-7	Dibromofluoromethane	106%		79-130%
2037-26-5	Toluene-D8	102%		80-120%
460-00-4	4-Bromofluorobenzene	103%		84-115%

ND = Not detected  
 RL = Reporting Limit  
 E = Indicates value exceeds calibration range

J = Indicates an estimated value  
 B = Indicates analyte found in associated method blank  
 N = Indicates presumptive evidence of a compound

## Report of Analysis

<b>Client Sample ID:</b>	PZ-2	<b>Date Sampled:</b>	04/24/08
<b>Lab Sample ID:</b>	M72946-6	<b>Date Received:</b>	04/30/08
<b>Matrix:</b>	AQ - Ground Water	<b>Percent Solids:</b>	n/a
<b>Method:</b>	SW846 8260B		
<b>Project:</b>	SCMAA:98998205 (REIMBNH) 7 Harris Road Nashua NH		

Run #	File ID	DF	Analyzed	By	Prep Date	Prep Batch	Analytical Batch
Run #1	M25403.D	1	05/07/08	SC	n/a	n/a	MSM791
Run #2	M25447.D	50	05/08/08	SC	n/a	n/a	MSM793

Run #	Purge Volume
Run #1	5.0 ml
Run #2	5.0 ml

## VOA NH Full List

CAS No.	Compound	Result	RL	Units	Q
67-64-1	Acetone	ND	5.0	ug/l	
71-43-2	Benzene	1.6	0.50	ug/l	
108-86-1	Bromobenzene	ND	5.0	ug/l	
74-97-5	Bromochloromethane	ND	5.0	ug/l	
75-27-4	Bromodichloromethane	ND	1.0	ug/l	
75-25-2	Bromoform	ND	1.0	ug/l	
74-83-9	Bromomethane	ND	2.0	ug/l	
78-93-3	2-Butanone (MEK)	ND	5.0	ug/l	
104-51-8	n-Butylbenzene	ND	5.0	ug/l	
135-98-8	sec-Butylbenzene	ND	5.0	ug/l	
98-06-6	tert-Butylbenzene	ND	5.0	ug/l	
75-15-0	Carbon disulfide	ND	5.0	ug/l	
56-23-5	Carbon tetrachloride	ND	1.0	ug/l	
108-90-7	Chlorobenzene	ND	1.0	ug/l	
75-00-3	Chloroethane	ND	2.0	ug/l	
67-66-3	Chloroform	ND	1.0	ug/l	
74-87-3	Chloromethane	ND	2.0	ug/l	
95-49-8	o-Chlorotoluene	ND	5.0	ug/l	
106-43-4	p-Chlorotoluene	ND	5.0	ug/l	
108-20-3	Di-Isopropyl ether	ND	2.0	ug/l	
96-12-8	1,2-Dibromo-3-chloropropane	ND	5.0	ug/l	
124-48-1	Dibromochloromethane	ND	1.0	ug/l	
106-93-4	1,2-Dibromoethane	ND	2.0	ug/l	
95-50-1	1,2-Dichlorobenzene	ND	1.0	ug/l	
541-73-1	1,3-Dichlorobenzene	ND	1.0	ug/l	
106-46-7	1,4-Dichlorobenzene	ND	1.0	ug/l	
75-71-8	Dichlorodifluoromethane	ND	2.0	ug/l	
75-34-3	1,1-Dichloroethane	ND	1.0	ug/l	
107-06-2	1,2-Dichloroethane	ND	1.0	ug/l	
75-35-4	1,1-Dichloroethene	ND	1.0	ug/l	
156-59-2	cis-1,2-Dichloroethene	ND	1.0	ug/l	
156-60-5	trans-1,2-Dichloroethene	ND	1.0	ug/l	

ND = Not detected

RL = Reporting Limit

E = Indicates value exceeds calibration range

J = Indicates an estimated value

B = Indicates analyte found in associated method blank

N = Indicates presumptive evidence of a compound

## Report of Analysis

<b>Client Sample ID:</b>	PZ-2	<b>Date Sampled:</b>	04/24/08
<b>Lab Sample ID:</b>	M72946-6	<b>Date Received:</b>	04/30/08
<b>Matrix:</b>	AQ - Ground Water	<b>Percent Solids:</b>	n/a
<b>Method:</b>	SW846 8260B		
<b>Project:</b>	SCMAA:98998205 (REIMBNH) 7 Harris Road Nashua NH		

## VOA NH Full List

CAS No.	Compound	Result	RL	Units	Q
78-87-5	1,2-Dichloropropane	ND	2.0	ug/l	
594-20-7	2,2-Dichloropropane	ND	5.0	ug/l	
563-58-6	1,1-Dichloropropene	ND	5.0	ug/l	
542-75-6	1,3-Dichloropropene	ND	1.0	ug/l	
123-91-1	1,4-Dioxane	ND	25	ug/l	
64-17-5	Ethanol	ND	200	ug/l	
60-29-7	Ethyl Ether	ND	5.0	ug/l	
100-41-4	Ethylbenzene	ND	1.0	ug/l	
87-68-3	Hexachlorobutadiene	ND	5.0	ug/l	
591-78-6	2-Hexanone	ND	5.0	ug/l	
98-82-8	Isopropylbenzene	ND	5.0	ug/l	
99-87-6	p-Isopropyltoluene	ND	5.0	ug/l	
1634-04-4	Methyl Tert Butyl Ether	1330 <sup>a</sup>	50	ug/l	
108-10-1	4-Methyl-2-pentanone (MIBK)	ND	5.0	ug/l	
74-95-3	Methylene bromide	ND	5.0	ug/l	
75-09-2	Methylene chloride	ND	2.0	ug/l	
91-20-3	Naphthalene	ND	5.0	ug/l	
103-65-1	n-Propylbenzene	ND	5.0	ug/l	
100-42-5	Styrene	ND	5.0	ug/l	
994-05-8	tert-Amyl Methyl Ether	ND	2.0	ug/l	
75-65-0	Tert Butyl Alcohol	10100 <sup>a</sup>	1200	ug/l	
637-92-3	tert-Butyl Ethyl Ether	ND	2.0	ug/l	
630-20-6	1,1,1,2-Tetrachloroethane	ND	5.0	ug/l	
79-34-5	1,1,2,2-Tetrachloroethane	ND	1.0	ug/l	
127-18-4	Tetrachloroethene	ND	1.0	ug/l	
109-99-9	Tetrahydrofuran	ND	10	ug/l	
108-88-3	Toluene	ND	1.0	ug/l	
87-61-6	1,2,3-Trichlorobenzene	ND	5.0	ug/l	
120-82-1	1,2,4-Trichlorobenzene	ND	5.0	ug/l	
71-55-6	1,1,1-Trichloroethane	ND	1.0	ug/l	
79-00-5	1,1,2-Trichloroethane	ND	1.0	ug/l	
79-01-6	Trichloroethene	ND	1.0	ug/l	
75-69-4	Trichlorofluoromethane	ND	1.0	ug/l	
96-18-4	1,2,3-Trichloropropane	ND	5.0	ug/l	
95-63-6	1,2,4-Trimethylbenzene	ND	5.0	ug/l	
108-67-8	1,3,5-Trimethylbenzene	ND	5.0	ug/l	
75-01-4	Vinyl chloride	ND	1.0	ug/l	
1330-20-7	Xylene (total)	ND	1.0	ug/l	

ND = Not detected

RL = Reporting Limit

E = Indicates value exceeds calibration range

J = Indicates an estimated value

B = Indicates analyte found in associated method blank

N = Indicates presumptive evidence of a compound

## Report of Analysis

<b>Client Sample ID:</b> PZ-2		
<b>Lab Sample ID:</b> M72946-6		<b>Date Sampled:</b> 04/24/08
<b>Matrix:</b> AQ - Ground Water		<b>Date Received:</b> 04/30/08
<b>Method:</b> SW846 8260B		<b>Percent Solids:</b> n/a
<b>Project:</b> SCMAA:98998205 (REIMBNH) 7 Harris Road Nashua NH		

### VOA NH Full List

CAS No.	Surrogate Recoveries	Run# 1	Run# 2	Limits
1868-53-7	Dibromofluoromethane	106%	108%	79-130%
2037-26-5	Toluene-D8	100%	101%	80-120%
460-00-4	4-Bromofluorobenzene	103%	104%	84-115%

(a) Result is from Run# 2

ND = Not detected  
 RL = Reporting Limit  
 E = Indicates value exceeds calibration range

J = Indicates an estimated value  
 B = Indicates analyte found in associated method blank  
 N = Indicates presumptive evidence of a compound

## Report of Analysis

<b>Client Sample ID:</b>	PZ-3	<b>Date Sampled:</b>	04/24/08
<b>Lab Sample ID:</b>	M72946-7	<b>Date Received:</b>	04/30/08
<b>Matrix:</b>	AQ - Surface Water	<b>Percent Solids:</b>	n/a
<b>Method:</b>	SW846 8260B		
<b>Project:</b>	SCMAA:98998205 (REIMBNH) 7 Harris Road Nashua NH		

Run #	File ID	DF	Analyzed	By	Prep Date	Prep Batch	Analytical Batch
Run #1	M25442.D	1	05/08/08	SC	n/a	n/a	MSM793
Run #2							

Run #	Purge Volume
Run #1	5.0 ml
Run #2	

## VOA NH Full List

CAS No.	Compound	Result	RL	Units	Q
67-64-1	Acetone	ND	5.0	ug/l	
71-43-2	Benzene	ND	0.50	ug/l	
108-86-1	Bromobenzene	ND	5.0	ug/l	
74-97-5	Bromochloromethane	ND	5.0	ug/l	
75-27-4	Bromodichloromethane	ND	1.0	ug/l	
75-25-2	Bromoform	ND	1.0	ug/l	
74-83-9	Bromomethane	ND	2.0	ug/l	
78-93-3	2-Butanone (MEK)	ND	5.0	ug/l	
104-51-8	n-Butylbenzene	ND	5.0	ug/l	
135-98-8	sec-Butylbenzene	ND	5.0	ug/l	
98-06-6	tert-Butylbenzene	ND	5.0	ug/l	
75-15-0	Carbon disulfide	ND	5.0	ug/l	
56-23-5	Carbon tetrachloride	ND	1.0	ug/l	
108-90-7	Chlorobenzene	ND	1.0	ug/l	
75-00-3	Chloroethane	ND	2.0	ug/l	
67-66-3	Chloroform	ND	1.0	ug/l	
74-87-3	Chloromethane	ND	2.0	ug/l	
95-49-8	o-Chlorotoluene	ND	5.0	ug/l	
106-43-4	p-Chlorotoluene	ND	5.0	ug/l	
108-20-3	Di-Isopropyl ether	ND	2.0	ug/l	
96-12-8	1,2-Dibromo-3-chloropropane	ND	5.0	ug/l	
124-48-1	Dibromochloromethane	ND	1.0	ug/l	
106-93-4	1,2-Dibromoethane	ND	2.0	ug/l	
95-50-1	1,2-Dichlorobenzene	ND	1.0	ug/l	
541-73-1	1,3-Dichlorobenzene	ND	1.0	ug/l	
106-46-7	1,4-Dichlorobenzene	ND	1.0	ug/l	
75-71-8	Dichlorodifluoromethane	ND	2.0	ug/l	
75-34-3	1,1-Dichloroethane	ND	1.0	ug/l	
107-06-2	1,2-Dichloroethane	ND	1.0	ug/l	
75-35-4	1,1-Dichloroethene	ND	1.0	ug/l	
156-59-2	cis-1,2-Dichloroethene	ND	1.0	ug/l	
156-60-5	trans-1,2-Dichloroethene	ND	1.0	ug/l	

ND = Not detected

RL = Reporting Limit

E = Indicates value exceeds calibration range

J = Indicates an estimated value

B = Indicates analyte found in associated method blank

N = Indicates presumptive evidence of a compound

## Report of Analysis

<b>Client Sample ID:</b>	PZ-3	<b>Date Sampled:</b>	04/24/08
<b>Lab Sample ID:</b>	M72946-7	<b>Date Received:</b>	04/30/08
<b>Matrix:</b>	AQ - Surface Water	<b>Percent Solids:</b>	n/a
<b>Method:</b>	SW846 8260B		
<b>Project:</b>	SCMAA:98998205 (REIMBNH) 7 Harris Road Nashua NH		

## VOA NH Full List

CAS No.	Compound	Result	RL	Units	Q
78-87-5	1,2-Dichloropropane	ND	2.0	ug/l	
594-20-7	2,2-Dichloropropane	ND	5.0	ug/l	
563-58-6	1,1-Dichloropropene	ND	5.0	ug/l	
542-75-6	1,3-Dichloropropene	ND	1.0	ug/l	
123-91-1	1,4-Dioxane	ND	25	ug/l	
64-17-5	Ethanol	ND	200	ug/l	
60-29-7	Ethyl Ether	ND	5.0	ug/l	
100-41-4	Ethylbenzene	ND	1.0	ug/l	
87-68-3	Hexachlorobutadiene	ND	5.0	ug/l	
591-78-6	2-Hexanone	ND	5.0	ug/l	
98-82-8	Isopropylbenzene	ND	5.0	ug/l	
99-87-6	p-Isopropyltoluene	ND	5.0	ug/l	
1634-04-4	Methyl Tert Butyl Ether	ND	1.0	ug/l	
108-10-1	4-Methyl-2-pentanone (MIBK)	ND	5.0	ug/l	
74-95-3	Methylene bromide	ND	5.0	ug/l	
75-09-2	Methylene chloride	ND	2.0	ug/l	
91-20-3	Naphthalene	ND	5.0	ug/l	
103-65-1	n-Propylbenzene	ND	5.0	ug/l	
100-42-5	Styrene	ND	5.0	ug/l	
994-05-8	tert-Amyl Methyl Ether	ND	2.0	ug/l	
75-65-0	Tert Butyl Alcohol	ND	20	ug/l	
637-92-3	tert-Butyl Ethyl Ether	ND	2.0	ug/l	
630-20-6	1,1,1,2-Tetrachloroethane	ND	5.0	ug/l	
79-34-5	1,1,2,2-Tetrachloroethane	ND	1.0	ug/l	
127-18-4	Tetrachloroethene	ND	1.0	ug/l	
109-99-9	Tetrahydrofuran	ND	10	ug/l	
108-88-3	Toluene	ND	1.0	ug/l	
87-61-6	1,2,3-Trichlorobenzene	ND	5.0	ug/l	
120-82-1	1,2,4-Trichlorobenzene	ND	5.0	ug/l	
71-55-6	1,1,1-Trichloroethane	ND	1.0	ug/l	
79-00-5	1,1,2-Trichloroethane	ND	1.0	ug/l	
79-01-6	Trichloroethene	ND	1.0	ug/l	
75-69-4	Trichlorofluoromethane	ND	1.0	ug/l	
96-18-4	1,2,3-Trichloropropane	ND	5.0	ug/l	
95-63-6	1,2,4-Trimethylbenzene	ND	5.0	ug/l	
108-67-8	1,3,5-Trimethylbenzene	ND	5.0	ug/l	
75-01-4	Vinyl chloride	ND	1.0	ug/l	
1330-20-7	Xylene (total)	ND	1.0	ug/l	

ND = Not detected

RL = Reporting Limit

E = Indicates value exceeds calibration range

J = Indicates an estimated value

B = Indicates analyte found in associated method blank

N = Indicates presumptive evidence of a compound

## Report of Analysis

<b>Client Sample ID:</b> PZ-3		
<b>Lab Sample ID:</b> M72946-7		<b>Date Sampled:</b> 04/24/08
<b>Matrix:</b> AQ - Surface Water		<b>Date Received:</b> 04/30/08
<b>Method:</b> SW846 8260B		<b>Percent Solids:</b> n/a
<b>Project:</b> SCMAA:98998205 (REIMBNH) 7 Harris Road Nashua NH		

### VOA NH Full List

CAS No.	Surrogate Recoveries	Run# 1	Run# 2	Limits
1868-53-7	Dibromofluoromethane	107%		79-130%
2037-26-5	Toluene-D8	101%		80-120%
460-00-4	4-Bromofluorobenzene	103%		84-115%

ND = Not detected  
 RL = Reporting Limit  
 E = Indicates value exceeds calibration range

J = Indicates an estimated value  
 B = Indicates analyte found in associated method blank  
 N = Indicates presumptive evidence of a compound



## Report of Analysis

<b>Client Sample ID:</b>	SW-1	<b>Date Sampled:</b>	04/24/08
<b>Lab Sample ID:</b>	M72946-8	<b>Date Received:</b>	04/30/08
<b>Matrix:</b>	AQ - Surface Water	<b>Percent Solids:</b>	n/a
<b>Method:</b>	SW846 8260B		
<b>Project:</b>	SCMAA:98998205 (REIMBNH) 7 Harris Road Nashua NH		

Run #	File ID	DF	Analyzed	By	Prep Date	Prep Batch	Analytical Batch
Run #1	M25405.D	1	05/07/08	SC	n/a	n/a	MSM791
Run #2							

Run #	Purge Volume
Run #1	5.0 ml
Run #2	

## VOA NH Full List

CAS No.	Compound	Result	RL	Units	Q
67-64-1	Acetone	ND	5.0	ug/l	
71-43-2	Benzene	ND	0.50	ug/l	
108-86-1	Bromobenzene	ND	5.0	ug/l	
74-97-5	Bromochloromethane	ND	5.0	ug/l	
75-27-4	Bromodichloromethane	ND	1.0	ug/l	
75-25-2	Bromoform	ND	1.0	ug/l	
74-83-9	Bromomethane	ND	2.0	ug/l	
78-93-3	2-Butanone (MEK)	ND	5.0	ug/l	
104-51-8	n-Butylbenzene	ND	5.0	ug/l	
135-98-8	sec-Butylbenzene	ND	5.0	ug/l	
98-06-6	tert-Butylbenzene	ND	5.0	ug/l	
75-15-0	Carbon disulfide	ND	5.0	ug/l	
56-23-5	Carbon tetrachloride	ND	1.0	ug/l	
108-90-7	Chlorobenzene	ND	1.0	ug/l	
75-00-3	Chloroethane	ND	2.0	ug/l	
67-66-3	Chloroform	ND	1.0	ug/l	
74-87-3	Chloromethane	ND	2.0	ug/l	
95-49-8	o-Chlorotoluene	ND	5.0	ug/l	
106-43-4	p-Chlorotoluene	ND	5.0	ug/l	
108-20-3	Di-Isopropyl ether	ND	2.0	ug/l	
96-12-8	1,2-Dibromo-3-chloropropane	ND	5.0	ug/l	
124-48-1	Dibromochloromethane	ND	1.0	ug/l	
106-93-4	1,2-Dibromoethane	ND	2.0	ug/l	
95-50-1	1,2-Dichlorobenzene	ND	1.0	ug/l	
541-73-1	1,3-Dichlorobenzene	ND	1.0	ug/l	
106-46-7	1,4-Dichlorobenzene	ND	1.0	ug/l	
75-71-8	Dichlorodifluoromethane	ND	2.0	ug/l	
75-34-3	1,1-Dichloroethane	ND	1.0	ug/l	
107-06-2	1,2-Dichloroethane	ND	1.0	ug/l	
75-35-4	1,1-Dichloroethene	ND	1.0	ug/l	
156-59-2	cis-1,2-Dichloroethene	ND	1.0	ug/l	
156-60-5	trans-1,2-Dichloroethene	ND	1.0	ug/l	

ND = Not detected

RL = Reporting Limit

E = Indicates value exceeds calibration range

J = Indicates an estimated value

B = Indicates analyte found in associated method blank

N = Indicates presumptive evidence of a compound

## Report of Analysis

<b>Client Sample ID:</b>	SW-1	<b>Date Sampled:</b>	04/24/08
<b>Lab Sample ID:</b>	M72946-8	<b>Date Received:</b>	04/30/08
<b>Matrix:</b>	AQ - Surface Water	<b>Percent Solids:</b>	n/a
<b>Method:</b>	SW846 8260B		
<b>Project:</b>	SCMAA:98998205 (REIMBNH) 7 Harris Road Nashua NH		

## VOA NH Full List

CAS No.	Compound	Result	RL	Units	Q
78-87-5	1,2-Dichloropropane	ND	2.0	ug/l	
594-20-7	2,2-Dichloropropane	ND	5.0	ug/l	
563-58-6	1,1-Dichloropropene	ND	5.0	ug/l	
542-75-6	1,3-Dichloropropene	ND	1.0	ug/l	
123-91-1	1,4-Dioxane	ND	25	ug/l	
64-17-5	Ethanol	ND	200	ug/l	
60-29-7	Ethyl Ether	ND	5.0	ug/l	
100-41-4	Ethylbenzene	ND	1.0	ug/l	
87-68-3	Hexachlorobutadiene	ND	5.0	ug/l	
591-78-6	2-Hexanone	ND	5.0	ug/l	
98-82-8	Isopropylbenzene	ND	5.0	ug/l	
99-87-6	p-Isopropyltoluene	ND	5.0	ug/l	
1634-04-4	Methyl Tert Butyl Ether	ND	1.0	ug/l	
108-10-1	4-Methyl-2-pentanone (MIBK)	ND	5.0	ug/l	
74-95-3	Methylene bromide	ND	5.0	ug/l	
75-09-2	Methylene chloride	ND	2.0	ug/l	
91-20-3	Naphthalene	ND	5.0	ug/l	
103-65-1	n-Propylbenzene	ND	5.0	ug/l	
100-42-5	Styrene	ND	5.0	ug/l	
994-05-8	tert-Amyl Methyl Ether	ND	2.0	ug/l	
75-65-0	Tert Butyl Alcohol	ND	20	ug/l	
637-92-3	tert-Butyl Ethyl Ether	ND	2.0	ug/l	
630-20-6	1,1,1,2-Tetrachloroethane	ND	5.0	ug/l	
79-34-5	1,1,2,2-Tetrachloroethane	ND	1.0	ug/l	
127-18-4	Tetrachloroethene	ND	1.0	ug/l	
109-99-9	Tetrahydrofuran	ND	10	ug/l	
108-88-3	Toluene	ND	1.0	ug/l	
87-61-6	1,2,3-Trichlorobenzene	ND	5.0	ug/l	
120-82-1	1,2,4-Trichlorobenzene	ND	5.0	ug/l	
71-55-6	1,1,1-Trichloroethane	ND	1.0	ug/l	
79-00-5	1,1,2-Trichloroethane	ND	1.0	ug/l	
79-01-6	Trichloroethene	ND	1.0	ug/l	
75-69-4	Trichlorofluoromethane	ND	1.0	ug/l	
96-18-4	1,2,3-Trichloropropane	ND	5.0	ug/l	
95-63-6	1,2,4-Trimethylbenzene	ND	5.0	ug/l	
108-67-8	1,3,5-Trimethylbenzene	ND	5.0	ug/l	
75-01-4	Vinyl chloride	ND	1.0	ug/l	
1330-20-7	Xylene (total)	ND	1.0	ug/l	

ND = Not detected

RL = Reporting Limit

E = Indicates value exceeds calibration range

J = Indicates an estimated value

B = Indicates analyte found in associated method blank

N = Indicates presumptive evidence of a compound

## Report of Analysis

<b>Client Sample ID:</b> SW-1		
<b>Lab Sample ID:</b> M72946-8		<b>Date Sampled:</b> 04/24/08
<b>Matrix:</b> AQ - Surface Water		<b>Date Received:</b> 04/30/08
<b>Method:</b> SW846 8260B		<b>Percent Solids:</b> n/a
<b>Project:</b> SCMAA:98998205 (REIMBNH) 7 Harris Road Nashua NH		

### VOA NH Full List

CAS No.	Surrogate Recoveries	Run# 1	Run# 2	Limits
1868-53-7	Dibromofluoromethane	107%		79-130%
2037-26-5	Toluene-D8	101%		80-120%
460-00-4	4-Bromofluorobenzene	102%		84-115%

ND = Not detected  
 RL = Reporting Limit  
 E = Indicates value exceeds calibration range

J = Indicates an estimated value  
 B = Indicates analyte found in associated method blank  
 N = Indicates presumptive evidence of a compound

## Report of Analysis

<b>Client Sample ID:</b>	SW-3	<b>Date Sampled:</b>	04/24/08
<b>Lab Sample ID:</b>	M72946-9	<b>Date Received:</b>	04/30/08
<b>Matrix:</b>	AQ - Surface Water	<b>Percent Solids:</b>	n/a
<b>Method:</b>	SW846 8260B		
<b>Project:</b>	SCMAA:98998205 (REIMBNH) 7 Harris Road Nashua NH		

Run #	File ID	DF	Analyzed	By	Prep Date	Prep Batch	Analytical Batch
Run #1	M25406.D	1	05/07/08	SC	n/a	n/a	MSM791
Run #2							

Run #	Purge Volume
Run #1	5.0 ml
Run #2	

## VOA NH Full List

CAS No.	Compound	Result	RL	Units	Q
67-64-1	Acetone	ND	5.0	ug/l	
71-43-2	Benzene	ND	0.50	ug/l	
108-86-1	Bromobenzene	ND	5.0	ug/l	
74-97-5	Bromochloromethane	ND	5.0	ug/l	
75-27-4	Bromodichloromethane	ND	1.0	ug/l	
75-25-2	Bromoform	ND	1.0	ug/l	
74-83-9	Bromomethane	ND	2.0	ug/l	
78-93-3	2-Butanone (MEK)	ND	5.0	ug/l	
104-51-8	n-Butylbenzene	ND	5.0	ug/l	
135-98-8	sec-Butylbenzene	ND	5.0	ug/l	
98-06-6	tert-Butylbenzene	ND	5.0	ug/l	
75-15-0	Carbon disulfide	ND	5.0	ug/l	
56-23-5	Carbon tetrachloride	ND	1.0	ug/l	
108-90-7	Chlorobenzene	ND	1.0	ug/l	
75-00-3	Chloroethane	ND	2.0	ug/l	
67-66-3	Chloroform	ND	1.0	ug/l	
74-87-3	Chloromethane	ND	2.0	ug/l	
95-49-8	o-Chlorotoluene	ND	5.0	ug/l	
106-43-4	p-Chlorotoluene	ND	5.0	ug/l	
108-20-3	Di-Isopropyl ether	ND	2.0	ug/l	
96-12-8	1,2-Dibromo-3-chloropropane	ND	5.0	ug/l	
124-48-1	Dibromochloromethane	ND	1.0	ug/l	
106-93-4	1,2-Dibromoethane	ND	2.0	ug/l	
95-50-1	1,2-Dichlorobenzene	ND	1.0	ug/l	
541-73-1	1,3-Dichlorobenzene	ND	1.0	ug/l	
106-46-7	1,4-Dichlorobenzene	ND	1.0	ug/l	
75-71-8	Dichlorodifluoromethane	ND	2.0	ug/l	
75-34-3	1,1-Dichloroethane	ND	1.0	ug/l	
107-06-2	1,2-Dichloroethane	ND	1.0	ug/l	
75-35-4	1,1-Dichloroethene	ND	1.0	ug/l	
156-59-2	cis-1,2-Dichloroethene	ND	1.0	ug/l	
156-60-5	trans-1,2-Dichloroethene	ND	1.0	ug/l	

ND = Not detected

RL = Reporting Limit

E = Indicates value exceeds calibration range

J = Indicates an estimated value

B = Indicates analyte found in associated method blank

N = Indicates presumptive evidence of a compound

## Report of Analysis

<b>Client Sample ID:</b>	SW-3	<b>Date Sampled:</b>	04/24/08
<b>Lab Sample ID:</b>	M72946-9	<b>Date Received:</b>	04/30/08
<b>Matrix:</b>	AQ - Surface Water	<b>Percent Solids:</b>	n/a
<b>Method:</b>	SW846 8260B		
<b>Project:</b>	SCMAA:98998205 (REIMBNH) 7 Harris Road Nashua NH		

## VOA NH Full List

CAS No.	Compound	Result	RL	Units	Q
78-87-5	1,2-Dichloropropane	ND	2.0	ug/l	
594-20-7	2,2-Dichloropropane	ND	5.0	ug/l	
563-58-6	1,1-Dichloropropene	ND	5.0	ug/l	
542-75-6	1,3-Dichloropropene	ND	1.0	ug/l	
123-91-1	1,4-Dioxane	ND	25	ug/l	
64-17-5	Ethanol	ND	200	ug/l	
60-29-7	Ethyl Ether	ND	5.0	ug/l	
100-41-4	Ethylbenzene	ND	1.0	ug/l	
87-68-3	Hexachlorobutadiene	ND	5.0	ug/l	
591-78-6	2-Hexanone	ND	5.0	ug/l	
98-82-8	Isopropylbenzene	ND	5.0	ug/l	
99-87-6	p-Isopropyltoluene	ND	5.0	ug/l	
1634-04-4	Methyl Tert Butyl Ether	ND	1.0	ug/l	
108-10-1	4-Methyl-2-pentanone (MIBK)	ND	5.0	ug/l	
74-95-3	Methylene bromide	ND	5.0	ug/l	
75-09-2	Methylene chloride	ND	2.0	ug/l	
91-20-3	Naphthalene	ND	5.0	ug/l	
103-65-1	n-Propylbenzene	ND	5.0	ug/l	
100-42-5	Styrene	ND	5.0	ug/l	
994-05-8	tert-Amyl Methyl Ether	ND	2.0	ug/l	
75-65-0	Tert Butyl Alcohol	ND	20	ug/l	
637-92-3	tert-Butyl Ethyl Ether	ND	2.0	ug/l	
630-20-6	1,1,1,2-Tetrachloroethane	ND	5.0	ug/l	
79-34-5	1,1,2,2-Tetrachloroethane	ND	1.0	ug/l	
127-18-4	Tetrachloroethene	ND	1.0	ug/l	
109-99-9	Tetrahydrofuran	ND	10	ug/l	
108-88-3	Toluene	ND	1.0	ug/l	
87-61-6	1,2,3-Trichlorobenzene	ND	5.0	ug/l	
120-82-1	1,2,4-Trichlorobenzene	ND	5.0	ug/l	
71-55-6	1,1,1-Trichloroethane	ND	1.0	ug/l	
79-00-5	1,1,2-Trichloroethane	ND	1.0	ug/l	
79-01-6	Trichloroethene	ND	1.0	ug/l	
75-69-4	Trichlorofluoromethane	ND	1.0	ug/l	
96-18-4	1,2,3-Trichloropropane	ND	5.0	ug/l	
95-63-6	1,2,4-Trimethylbenzene	ND	5.0	ug/l	
108-67-8	1,3,5-Trimethylbenzene	ND	5.0	ug/l	
75-01-4	Vinyl chloride	ND	1.0	ug/l	
1330-20-7	Xylene (total)	ND	1.0	ug/l	

ND = Not detected

RL = Reporting Limit

E = Indicates value exceeds calibration range

J = Indicates an estimated value

B = Indicates analyte found in associated method blank

N = Indicates presumptive evidence of a compound

## Report of Analysis

<b>Client Sample ID:</b> SW-3		
<b>Lab Sample ID:</b> M72946-9		<b>Date Sampled:</b> 04/24/08
<b>Matrix:</b> AQ - Surface Water		<b>Date Received:</b> 04/30/08
<b>Method:</b> SW846 8260B		<b>Percent Solids:</b> n/a
<b>Project:</b> SCMAA:98998205 (REIMBNH) 7 Harris Road Nashua NH		

### VOA NH Full List

CAS No.	Surrogate Recoveries	Run# 1	Run# 2	Limits
1868-53-7	Dibromofluoromethane	108%		79-130%
2037-26-5	Toluene-D8	101%		80-120%
460-00-4	4-Bromofluorobenzene	102%		84-115%

ND = Not detected  
 RL = Reporting Limit  
 E = Indicates value exceeds calibration range

J = Indicates an estimated value  
 B = Indicates analyte found in associated method blank  
 N = Indicates presumptive evidence of a compound



## Misc. Forms

---

### Custody Documents and Other Forms

---

Includes the following where applicable:

- Chain of Custody

LAB (LOCATION)

- XENCO ( )
- CALSCIENCE ( )
- TEST AMERICA ( )
- SPL ( )
- OTHER ( ACCUTEST, Marlboro, MA )



Shell Oil Products Chain Of Custody Record

**Please Check Appropriate Box:**

<input type="checkbox"/> ENV. SERVICES	<input type="checkbox"/> MOTIVA RETAIL	<input type="checkbox"/> SHELL RETAIL
<input type="checkbox"/> MOTIVA S&CM	<input checked="" type="checkbox"/> CONSULTANT	<input type="checkbox"/> LUBES
<input type="checkbox"/> SHELL PIPELINE	<input type="checkbox"/> OTHER	

**Print Bill To Contact Name:** Sovereign Consulting Inc, Eric Runstrom

**INCIDENT # (ENV SERVICES)** 9 8 9 9 8 2 0 5

**PO #** \_\_\_\_\_ **SAP #** 1 3 8 2 8 2

**CHECK IF NO INCIDENT # APPLIES**

**DATE:** 4/24/08 **PAGE:** 1 of 1

**CONSULTANT COMPANY:** Sovereign Consulting Inc.

**ADDRESS:** 9 Research Drive, Suite 2

**CITY:** Amherst, MA 01002

**TELEPHONE:** 413-253-2100 **FAX:** 413-253-1804 **E-MAIL:** erunstrom@sovcop.com

**TURNAROUND TIME (CALENDAR DAYS):**  
 STANDARD (14 DAY)  5 DAYS  3 DAYS  2 DAYS  24 HOURS  RESULTS NEEDED ON WEEKEND

**DELIVERABLES:**  LEVEL 1  LEVEL 2  LEVEL 3  LEVEL 4  OTHER (SPECIFY)

**TEMPERATURE ON RECEIPT C°:** Cooler #1 \_\_\_\_\_ Cooler #2 \_\_\_\_\_ Cooler #3 \_\_\_\_\_

**SPECIAL INSTRUCTIONS OR NOTES:**  
 Must achieve NMDES GW-1 and GW-2 standards.

SHELL CONTRACT RATE APPLIES  
 STATE REIMBURSEMENT RATE APPLIES  
 PROVIDE LEDO DISK

**SITE ADDRESS (Street, City and State):** 7 Harris Road, Nashua, NH

**CONSULTANT PROJECT CONTACT (Report to):** Eric Runstrom **CONSULTANT PROJECT NO:** EQ790

**SAMPLER NAME(S) (Print):** Justin Cheney / Tina Yonhas **LAB USE ONLY:** M72946

LAB USE ONLY	Field Sample Identification	SAMPLING		MATRIX	PRESERVATIVE					NO. OF CONT.	NH Long List VOCs & Ethanol via Method 8260	EDS Via Method 504	Container PID Readings or Laboratory Notes
		DATE	TIME		MCL	HN03	H2SO4	NONE	OTHER				
-1	MW-4	4/24	1020	GW	X					4	X	X	
-2	MW-6		1000	GW	X					4	X	X	
-3	MW-22		1050	GW	X					4	X	X	
-4	MW-23		1100	GW	X					2	X		
-5	MW-24		1220	GW	X					2	X		
-6	PZ-2		1145	GW	X					2	X		
-7	PZ-3		1130	GW	X					2	X		
-8	SW-1		1205	SW	X					2	X		
-9	SW-3	✓	1130	SW	X					2	X		

Relinquished by (Signature): <i>[Signature]</i>	Received by (Signature): Sol Stock	Date: 4/24/08	Time: 1700
Relinquished by (Signature): Sorfridge (SDR)	Received by (Signature): Wang M...	Date: 4-30-08	Time: 1230
Relinquished by (Signature): Wang M...	Received by (Signature): Wang M...	Date: 4-30-08	Time: 14:15

1A2

1.5





## GC/MS Volatiles

---

### QC Data Summaries

---

Includes the following where applicable:

- Method Blank Summaries
- Blank Spike Summaries
- Matrix Spike and Duplicate Summaries
- Surrogate Recovery Summaries

## Method Blank Summary

**Job Number:** M72946

**Account:** SHELLWIC Shell Oil

**Project:** SCMAA:98998205 (REIMBNH) 7 Harris Road Nashua NH

Sample	File ID	DF	Analyzed	By	Prep Date	Prep Batch	Analytical Batch
MSM791-MB	M25388.D	1	05/07/08	SC	n/a	n/a	MSM791

The QC reported here applies to the following samples:

Method: SW846 8260B

M72946-1, M72946-2, M72946-3, M72946-4, M72946-5, M72946-6, M72946-8, M72946-9

CAS No.	Compound	Result	RL	Units	Q
67-64-1	Acetone	ND	5.0	ug/l	
71-43-2	Benzene	ND	0.50	ug/l	
108-86-1	Bromobenzene	ND	5.0	ug/l	
74-97-5	Bromochloromethane	ND	5.0	ug/l	
75-27-4	Bromodichloromethane	ND	1.0	ug/l	
75-25-2	Bromoform	ND	1.0	ug/l	
74-83-9	Bromomethane	ND	2.0	ug/l	
78-93-3	2-Butanone (MEK)	ND	5.0	ug/l	
104-51-8	n-Butylbenzene	ND	5.0	ug/l	
135-98-8	sec-Butylbenzene	ND	5.0	ug/l	
98-06-6	tert-Butylbenzene	ND	5.0	ug/l	
75-15-0	Carbon disulfide	ND	5.0	ug/l	
56-23-5	Carbon tetrachloride	ND	1.0	ug/l	
108-90-7	Chlorobenzene	ND	1.0	ug/l	
75-00-3	Chloroethane	ND	2.0	ug/l	
67-66-3	Chloroform	ND	1.0	ug/l	
74-87-3	Chloromethane	ND	2.0	ug/l	
95-49-8	o-Chlorotoluene	ND	5.0	ug/l	
106-43-4	p-Chlorotoluene	ND	5.0	ug/l	
108-20-3	Di-Isopropyl ether	ND	2.0	ug/l	
96-12-8	1,2-Dibromo-3-chloropropane	ND	5.0	ug/l	
124-48-1	Dibromochloromethane	ND	1.0	ug/l	
106-93-4	1,2-Dibromoethane	ND	2.0	ug/l	
95-50-1	1,2-Dichlorobenzene	ND	1.0	ug/l	
541-73-1	1,3-Dichlorobenzene	ND	1.0	ug/l	
106-46-7	1,4-Dichlorobenzene	ND	1.0	ug/l	
75-71-8	Dichlorodifluoromethane	ND	2.0	ug/l	
75-34-3	1,1-Dichloroethane	ND	1.0	ug/l	
107-06-2	1,2-Dichloroethane	ND	1.0	ug/l	
75-35-4	1,1-Dichloroethene	ND	1.0	ug/l	
156-59-2	cis-1,2-Dichloroethene	ND	1.0	ug/l	
156-60-5	trans-1,2-Dichloroethene	ND	1.0	ug/l	
78-87-5	1,2-Dichloropropane	ND	2.0	ug/l	
594-20-7	2,2-Dichloropropane	ND	5.0	ug/l	
563-58-6	1,1-Dichloropropene	ND	5.0	ug/l	
542-75-6	1,3-Dichloropropene	ND	1.0	ug/l	

## Method Blank Summary

**Job Number:** M72946  
**Account:** SHELLWIC Shell Oil  
**Project:** SCMAA:98998205 (REIMBNH) 7 Harris Road Nashua NH

Sample	File ID	DF	Analyzed	By	Prep Date	Prep Batch	Analytical Batch
MSM791-MB	M25388.D	1	05/07/08	SC	n/a	n/a	MSM791

The QC reported here applies to the following samples:

Method: SW846 8260B

M72946-1, M72946-2, M72946-3, M72946-4, M72946-5, M72946-6, M72946-8, M72946-9

CAS No.	Compound	Result	RL	Units	Q
123-91-1	1,4-Dioxane	ND	25	ug/l	
64-17-5	Ethanol	ND	200	ug/l	
60-29-7	Ethyl Ether	ND	5.0	ug/l	
100-41-4	Ethylbenzene	ND	1.0	ug/l	
87-68-3	Hexachlorobutadiene	ND	5.0	ug/l	
591-78-6	2-Hexanone	ND	5.0	ug/l	
98-82-8	Isopropylbenzene	ND	5.0	ug/l	
99-87-6	p-Isopropyltoluene	ND	5.0	ug/l	
1634-04-4	Methyl Tert Butyl Ether	ND	1.0	ug/l	
108-10-1	4-Methyl-2-pentanone (MIBK)	ND	5.0	ug/l	
74-95-3	Methylene bromide	ND	5.0	ug/l	
75-09-2	Methylene chloride	ND	2.0	ug/l	
91-20-3	Naphthalene	ND	5.0	ug/l	
103-65-1	n-Propylbenzene	ND	5.0	ug/l	
100-42-5	Styrene	ND	5.0	ug/l	
994-05-8	tert-Amyl Methyl Ether	ND	2.0	ug/l	
75-65-0	Tert Butyl Alcohol	ND	20	ug/l	
637-92-3	tert-Butyl Ethyl Ether	ND	2.0	ug/l	
630-20-6	1,1,1,2-Tetrachloroethane	ND	5.0	ug/l	
79-34-5	1,1,2,2-Tetrachloroethane	ND	1.0	ug/l	
127-18-4	Tetrachloroethene	ND	1.0	ug/l	
109-99-9	Tetrahydrofuran	ND	10	ug/l	
108-88-3	Toluene	ND	1.0	ug/l	
87-61-6	1,2,3-Trichlorobenzene	ND	5.0	ug/l	
120-82-1	1,2,4-Trichlorobenzene	ND	5.0	ug/l	
71-55-6	1,1,1-Trichloroethane	ND	1.0	ug/l	
79-00-5	1,1,2-Trichloroethane	ND	1.0	ug/l	
79-01-6	Trichloroethene	ND	1.0	ug/l	
75-69-4	Trichlorofluoromethane	ND	1.0	ug/l	
96-18-4	1,2,3-Trichloropropane	ND	5.0	ug/l	
95-63-6	1,2,4-Trimethylbenzene	ND	5.0	ug/l	
108-67-8	1,3,5-Trimethylbenzene	ND	5.0	ug/l	
75-01-4	Vinyl chloride	ND	1.0	ug/l	
1330-20-7	Xylene (total)	ND	1.0	ug/l	

## Method Blank Summary

**Job Number:** M72946

**Account:** SHELLWIC Shell Oil

**Project:** SCMAA:98998205 (REIMBNH) 7 Harris Road Nashua NH

Sample	File ID	DF	Analyzed	By	Prep Date	Prep Batch	Analytical Batch
MSM791-MB	M25388.D	1	05/07/08	SC	n/a	n/a	MSM791

The QC reported here applies to the following samples:

Method: SW846 8260B

M72946-1, M72946-2, M72946-3, M72946-4, M72946-5, M72946-6, M72946-8, M72946-9

CAS No.	Surrogate Recoveries	Limits	
1868-53-7	Dibromofluoromethane	104%	79-130%
2037-26-5	Toluene-D8	99%	80-120%
460-00-4	4-Bromofluorobenzene	103%	84-115%

## Method Blank Summary

**Job Number:** M72946  
**Account:** SHELLWIC Shell Oil  
**Project:** SCMAA:98998205 (REIMBNH) 7 Harris Road Nashua NH

Sample	File ID	DF	Analyzed	By	Prep Date	Prep Batch	Analytical Batch
MSM793-MB	M25441.D	1	05/08/08	SC	n/a	n/a	MSM793

The QC reported here applies to the following samples:

Method: SW846 8260B

M72946-6, M72946-7

CAS No.	Compound	Result	RL	Units	Q
67-64-1	Acetone	ND	5.0	ug/l	
71-43-2	Benzene	ND	0.50	ug/l	
108-86-1	Bromobenzene	ND	5.0	ug/l	
74-97-5	Bromochloromethane	ND	5.0	ug/l	
75-27-4	Bromodichloromethane	ND	1.0	ug/l	
75-25-2	Bromoform	ND	1.0	ug/l	
74-83-9	Bromomethane	ND	2.0	ug/l	
78-93-3	2-Butanone (MEK)	ND	5.0	ug/l	
104-51-8	n-Butylbenzene	ND	5.0	ug/l	
135-98-8	sec-Butylbenzene	ND	5.0	ug/l	
98-06-6	tert-Butylbenzene	ND	5.0	ug/l	
75-15-0	Carbon disulfide	ND	5.0	ug/l	
56-23-5	Carbon tetrachloride	ND	1.0	ug/l	
108-90-7	Chlorobenzene	ND	1.0	ug/l	
75-00-3	Chloroethane	ND	2.0	ug/l	
67-66-3	Chloroform	ND	1.0	ug/l	
74-87-3	Chloromethane	ND	2.0	ug/l	
95-49-8	o-Chlorotoluene	ND	5.0	ug/l	
106-43-4	p-Chlorotoluene	ND	5.0	ug/l	
108-20-3	Di-Isopropyl ether	ND	2.0	ug/l	
96-12-8	1,2-Dibromo-3-chloropropane	ND	5.0	ug/l	
124-48-1	Dibromochloromethane	ND	1.0	ug/l	
106-93-4	1,2-Dibromoethane	ND	2.0	ug/l	
95-50-1	1,2-Dichlorobenzene	ND	1.0	ug/l	
541-73-1	1,3-Dichlorobenzene	ND	1.0	ug/l	
106-46-7	1,4-Dichlorobenzene	ND	1.0	ug/l	
75-71-8	Dichlorodifluoromethane	ND	2.0	ug/l	
75-34-3	1,1-Dichloroethane	ND	1.0	ug/l	
107-06-2	1,2-Dichloroethane	ND	1.0	ug/l	
75-35-4	1,1-Dichloroethene	ND	1.0	ug/l	
156-59-2	cis-1,2-Dichloroethene	ND	1.0	ug/l	
156-60-5	trans-1,2-Dichloroethene	ND	1.0	ug/l	
78-87-5	1,2-Dichloropropane	ND	2.0	ug/l	
594-20-7	2,2-Dichloropropane	ND	5.0	ug/l	
563-58-6	1,1-Dichloropropene	ND	5.0	ug/l	
542-75-6	1,3-Dichloropropene	ND	1.0	ug/l	

## Method Blank Summary

**Job Number:** M72946  
**Account:** SHELLWIC Shell Oil  
**Project:** SCMAA:98998205 (REIMBNH) 7 Harris Road Nashua NH

Sample	File ID	DF	Analyzed	By	Prep Date	Prep Batch	Analytical Batch
MSM793-MB	M25441.D	1	05/08/08	SC	n/a	n/a	MSM793

The QC reported here applies to the following samples:

Method: SW846 8260B

M72946-6, M72946-7

CAS No.	Compound	Result	RL	Units	Q
123-91-1	1,4-Dioxane	ND	25	ug/l	
64-17-5	Ethanol	ND	200	ug/l	
60-29-7	Ethyl Ether	ND	5.0	ug/l	
100-41-4	Ethylbenzene	ND	1.0	ug/l	
87-68-3	Hexachlorobutadiene	ND	5.0	ug/l	
591-78-6	2-Hexanone	ND	5.0	ug/l	
98-82-8	Isopropylbenzene	ND	5.0	ug/l	
99-87-6	p-Isopropyltoluene	ND	5.0	ug/l	
1634-04-4	Methyl Tert Butyl Ether	ND	1.0	ug/l	
108-10-1	4-Methyl-2-pentanone (MIBK)	ND	5.0	ug/l	
74-95-3	Methylene bromide	ND	5.0	ug/l	
75-09-2	Methylene chloride	ND	2.0	ug/l	
91-20-3	Naphthalene	ND	5.0	ug/l	
103-65-1	n-Propylbenzene	ND	5.0	ug/l	
100-42-5	Styrene	ND	5.0	ug/l	
994-05-8	tert-Amyl Methyl Ether	ND	2.0	ug/l	
75-65-0	Tert Butyl Alcohol	ND	20	ug/l	
637-92-3	tert-Butyl Ethyl Ether	ND	2.0	ug/l	
630-20-6	1,1,1,2-Tetrachloroethane	ND	5.0	ug/l	
79-34-5	1,1,2,2-Tetrachloroethane	ND	1.0	ug/l	
127-18-4	Tetrachloroethene	ND	1.0	ug/l	
109-99-9	Tetrahydrofuran	ND	10	ug/l	
108-88-3	Toluene	ND	1.0	ug/l	
87-61-6	1,2,3-Trichlorobenzene	ND	5.0	ug/l	
120-82-1	1,2,4-Trichlorobenzene	ND	5.0	ug/l	
71-55-6	1,1,1-Trichloroethane	ND	1.0	ug/l	
79-00-5	1,1,2-Trichloroethane	ND	1.0	ug/l	
79-01-6	Trichloroethene	ND	1.0	ug/l	
75-69-4	Trichlorofluoromethane	ND	1.0	ug/l	
96-18-4	1,2,3-Trichloropropane	ND	5.0	ug/l	
95-63-6	1,2,4-Trimethylbenzene	ND	5.0	ug/l	
108-67-8	1,3,5-Trimethylbenzene	ND	5.0	ug/l	
75-01-4	Vinyl chloride	ND	1.0	ug/l	
1330-20-7	Xylene (total)	ND	1.0	ug/l	

## Method Blank Summary

**Job Number:** M72946

**Account:** SHELLWIC Shell Oil

**Project:** SCMAA:98998205 (REIMBNH) 7 Harris Road Nashua NH

Sample	File ID	DF	Analyzed	By	Prep Date	Prep Batch	Analytical Batch
MSM793-MB	M25441.D	1	05/08/08	SC	n/a	n/a	MSM793

The QC reported here applies to the following samples:

Method: SW846 8260B

M72946-6, M72946-7

CAS No.	Surrogate Recoveries	Limits
1868-53-7	Dibromofluoromethane	104% 79-130%
2037-26-5	Toluene-D8	102% 80-120%
460-00-4	4-Bromofluorobenzene	104% 84-115%

# Blank Spike/Blank Spike Duplicate Summary

**Job Number:** M72946  
**Account:** SHELLWIC Shell Oil  
**Project:** SCMAA:98998205 (REIMBNH) 7 Harris Road Nashua NH

Sample	File ID	DF	Analyzed	By	Prep Date	Prep Batch	Analytical Batch
MSM791-BS	M25385.D	1	05/07/08	SC	n/a	n/a	MSM791
MSM791-BSD	M25386.D	1	05/07/08	SC	n/a	n/a	MSM791

The QC reported here applies to the following samples: Method: SW846 8260B

M72946-1, M72946-2, M72946-3, M72946-4, M72946-5, M72946-6, M72946-8, M72946-9

CAS No.	Compound	Spike ug/l	BSP ug/l	BSP %	BSD ug/l	BSD %	RPD	Limits Rec/RPD
67-64-1	Acetone	50	52.9	106	49.5	99	7	30-150/25
71-43-2	Benzene	50	51.7	103	49.7	99	4	78-120/25
108-86-1	Bromobenzene	50	51.4	103	49.2	98	4	76-120/25
74-97-5	Bromochloromethane	50	53.6	107	50.3	101	6	76-126/25
75-27-4	Bromodichloromethane	50	59.0	118	57.0	114	3	70-137/25
75-25-2	Bromoform	50	49.9	100	48.2	96	3	66-136/25
74-83-9	Bromomethane	50	55.0	110	52.7	105	4	50-143/25
78-93-3	2-Butanone (MEK)	50	58.1	116	54.4	109	7	53-150/25
104-51-8	n-Butylbenzene	50	58.4	117	52.6	105	10	70-141/25
135-98-8	sec-Butylbenzene	50	56.0	112	51.8	104	8	74-130/25
98-06-6	tert-Butylbenzene	50	55.1	110	51.6	103	7	73-134/25
75-15-0	Carbon disulfide	50	54.9	110	50.4	101	9	56-147/25
56-23-5	Carbon tetrachloride	50	58.7	117	55.9	112	5	64-151/25
108-90-7	Chlorobenzene	50	51.6	103	49.8	100	4	75-120/25
75-00-3	Chloroethane	50	57.5	115	53.7	107	7	50-160/25
67-66-3	Chloroform	50	51.3	103	49.3	99	4	73-130/25
74-87-3	Chloromethane	50	52.5	105	48.9	98	7	40-150/25
95-49-8	o-Chlorotoluene	50	52.4	105	50.0	100	5	75-125/25
106-43-4	p-Chlorotoluene	50	51.6	103	49.3	99	5	73-127/25
108-20-3	Di-Isopropyl ether	50	50.4	101	48.7	97	3	56-145/25
96-12-8	1,2-Dibromo-3-chloropropane	50	51.5	103	50.1	100	3	53-149/25
124-48-1	Dibromochloromethane	50	56.7	113	54.8	110	3	77-130/25
106-93-4	1,2-Dibromoethane	50	53.2	106	51.6	103	3	70-134/25
95-50-1	1,2-Dichlorobenzene	50	53.5	107	50.9	102	5	76-122/25
541-73-1	1,3-Dichlorobenzene	50	53.2	106	50.6	101	5	73-124/25
106-46-7	1,4-Dichlorobenzene	50	52.1	104	50.1	100	4	73-123/25
75-71-8	Dichlorodifluoromethane	50	43.0	86	40.6	81	6	10-150/25
75-34-3	1,1-Dichloroethane	50	53.0	106	51.5	103	3	71-130/25
107-06-2	1,2-Dichloroethane	50	54.9	110	52.8	106	4	63-145/25
75-35-4	1,1-Dichloroethene	50	57.0	114	54.9	110	4	70-128/25
156-59-2	cis-1,2-Dichloroethene	50	51.8	104	50.4	101	3	70-123/25
156-60-5	trans-1,2-Dichloroethene	50	57.2	114	49.6	99	14	70-126/25
78-87-5	1,2-Dichloropropane	50	51.5	103	49.7	99	4	76-124/25
594-20-7	2,2-Dichloropropane	50	56.7	113	54.6	109	4	30-150/25
563-58-6	1,1-Dichloropropene	50	53.4	107	51.6	103	3	76-128/25
542-75-6	1,3-Dichloropropene	100	108	108	104	104	4	61-140/25

4.2  
4



# Blank Spike/Blank Spike Duplicate Summary

**Job Number:** M72946  
**Account:** SHELLWIC Shell Oil  
**Project:** SCMAA:98998205 (REIMBNH) 7 Harris Road Nashua NH

Sample	File ID	DF	Analyzed	By	Prep Date	Prep Batch	Analytical Batch
MSM791-BS	M25385.D	1	05/07/08	SC	n/a	n/a	MSM791
MSM791-BSD	M25386.D	1	05/07/08	SC	n/a	n/a	MSM791

**The QC reported here applies to the following samples:** **Method:** SW846 8260B

M72946-1, M72946-2, M72946-3, M72946-4, M72946-5, M72946-6, M72946-8, M72946-9

CAS No.	Compound	Spike ug/l	BSP ug/l	BSP %	BSD ug/l	BSD %	RPD	Limits Rec/RPD
123-91-1	1,4-Dioxane	250	277	111	253	101	9	43-163/25
64-17-5	Ethanol	5000	3840	77	3550	71	8	25-183/30
60-29-7	Ethyl Ether	50	53.0	106	51.3	103	3	60-141/25
100-41-4	Ethylbenzene	50	51.7	103	49.7	99	4	79-123/25
87-68-3	Hexachlorobutadiene	50	60.2	120	51.0	102	17	60-148/25
591-78-6	2-Hexanone	50	52.4	105	49.8	100	5	52-146/25
98-82-8	Isopropylbenzene	50	52.8	106	50.6	101	4	75-128/25
99-87-6	p-Isopropyltoluene	50	55.4	111	50.9	102	8	73-130/25
1634-04-4	Methyl Tert Butyl Ether	50	63.4	127	54.5	109	15	70-130/25
108-10-1	4-Methyl-2-pentanone (MIBK)	50	50.3	101	48.1	96	4	60-145/25
74-95-3	Methylene bromide	50	54.3	109	53.3	107	2	76-127/25
75-09-2	Methylene chloride	50	50.6	101	48.0	96	5	70-130/25
91-20-3	Naphthalene	50	56.4	113	53.7	107	5	62-140/25
103-65-1	n-Propylbenzene	50	54.9	110	51.7	103	6	73-130/25
100-42-5	Styrene	50	53.9	108	51.6	103	4	70-129/25
994-05-8	tert-Amyl Methyl Ether	50	54.4	109	52.8	106	3	51-138/25
75-65-0	Tert Butyl Alcohol	500	541	108	515	103	5	60-146/25
637-92-3	tert-Butyl Ethyl Ether	50	59.2	118	57.0	114	4	46-147/25
630-20-6	1,1,1,2-Tetrachloroethane	50	53.4	107	51.1	102	4	81-126/25
79-34-5	1,1,2,2-Tetrachloroethane	50	47.1	94	48.6	97	3	63-142/25
127-18-4	Tetrachloroethene	50	51.3	103	48.3	97	6	70-130/25
109-99-9	Tetrahydrofuran	50	46.5	93	46.0	92	1	50-147/25
108-88-3	Toluene	50	52.3	105	50.2	100	4	77-121/25
87-61-6	1,2,3-Trichlorobenzene	50	56.2	112	50.9	102	10	70-130/25
120-82-1	1,2,4-Trichlorobenzene	50	54.1	108	49.0	98	10	64-136/25
71-55-6	1,1,1-Trichloroethane	50	57.3	115	55.0	110	4	70-142/25
79-00-5	1,1,2-Trichloroethane	50	51.9	104	49.9	100	4	79-123/25
79-01-6	Trichloroethene	50	56.5	113	50.7	101	11	72-128/25
75-69-4	Trichlorofluoromethane	50	57.2	114	55.7	111	3	54-151/25
96-18-4	1,2,3-Trichloropropane	50	50.7	101	50.1	100	1	70-130/25
95-63-6	1,2,4-Trimethylbenzene	50	51.8	104	49.1	98	5	73-130/25
108-67-8	1,3,5-Trimethylbenzene	50	52.7	105	50.3	101	5	73-130/25
75-01-4	Vinyl chloride	50	54.1	108	51.3	103	5	45-150/25
1330-20-7	Xylene (total)	150	157	105	150	100	5	76-126/25

4.2  
4

# Blank Spike/Blank Spike Duplicate Summary

**Job Number:** M72946  
**Account:** SHELLWIC Shell Oil  
**Project:** SCMAA:98998205 (REIMBNH) 7 Harris Road Nashua NH

Sample	File ID	DF	Analyzed	By	Prep Date	Prep Batch	Analytical Batch
MSM791-BS	M25385.D	1	05/07/08	SC	n/a	n/a	MSM791
MSM791-BSD	M25386.D	1	05/07/08	SC	n/a	n/a	MSM791

The QC reported here applies to the following samples:

Method: SW846 8260B

M72946-1, M72946-2, M72946-3, M72946-4, M72946-5, M72946-6, M72946-8, M72946-9

CAS No.	Surrogate Recoveries	BSP	BSD	Limits
1868-53-7	Dibromofluoromethane	104%	105%	79-130%
2037-26-5	Toluene-D8	101%	100%	80-120%
460-00-4	4-Bromofluorobenzene	99%	99%	84-115%

4.2  
4

# Blank Spike/Blank Spike Duplicate Summary

**Job Number:** M72946

**Account:** SHELLWIC Shell Oil

**Project:** SCMAA:98998205 (REIMBNH) 7 Harris Road Nashua NH

Sample	File ID	DF	Analyzed	By	Prep Date	Prep Batch	Analytical Batch
MSM793-BS	M25438.D	1	05/08/08	SC	n/a	n/a	MSM793
MSM793-BSD	M25439.D	1	05/08/08	SC	n/a	n/a	MSM793

The QC reported here applies to the following samples:

Method: SW846 8260B

M72946-6, M72946-7

CAS No.	Compound	Spike ug/l	BSP ug/l	BSP %	BSD ug/l	BSD %	RPD	Limits Rec/RPD
67-64-1	Acetone	50	66.1	132	66.1	132	0	30-150/25
71-43-2	Benzene	50	54.2	108	54.7	109	1	78-120/25
108-86-1	Bromobenzene	50	54.1	108	53.6	107	1	76-120/25
74-97-5	Bromochloromethane	50	54.7	109	53.9	108	1	76-126/25
75-27-4	Bromodichloromethane	50	61.3	123	63.1	126	3	70-137/25
75-25-2	Bromoform	50	51.1	102	51.2	102	0	66-136/25
74-83-9	Bromomethane	50	57.6	115	54.5	109	6	50-143/25
78-93-3	2-Butanone (MEK)	50	70.0	140	69.1	138	1	53-150/25
104-51-8	n-Butylbenzene	50	63.0	126	59.8	120	5	70-141/25
135-98-8	sec-Butylbenzene	50	60.9	122	58.2	116	5	74-130/25
98-06-6	tert-Butylbenzene	50	59.4	119	57.7	115	3	73-134/25
75-15-0	Carbon disulfide	50	58.4	117	54.0	108	8	56-147/25
56-23-5	Carbon tetrachloride	50	62.0	124	62.7	125	1	64-151/25
108-90-7	Chlorobenzene	50	53.3	107	53.2	106	0	75-120/25
75-00-3	Chloroethane	50	57.9	116	57.5	115	1	50-160/25
67-66-3	Chloroform	50	54.2	108	54.1	108	0	73-130/25
74-87-3	Chloromethane	50	51.4	103	48.5	97	6	40-150/25
95-49-8	o-Chlorotoluene	50	55.7	111	55.4	111	1	75-125/25
106-43-4	p-Chlorotoluene	50	55.7	111	54.9	110	1	73-127/25
108-20-3	Di-Isopropyl ether	50	50.6	101	50.1	100	1	56-145/25
96-12-8	1,2-Dibromo-3-chloropropane	50	56.2	112	56.3	113	0	53-149/25
124-48-1	Dibromochloromethane	50	58.9	118	58.5	117	1	77-130/25
106-93-4	1,2-Dibromoethane	50	55.2	110	54.9	110	1	70-134/25
95-50-1	1,2-Dichlorobenzene	50	56.6	113	55.8	112	1	76-122/25
541-73-1	1,3-Dichlorobenzene	50	56.4	113	55.8	112	1	73-124/25
106-46-7	1,4-Dichlorobenzene	50	55.6	111	54.3	109	2	73-123/25
75-71-8	Dichlorodifluoromethane	50	44.6	89	44.0	88	1	10-150/25
75-34-3	1,1-Dichloroethane	50	55.4	111	55.1	110	1	71-130/25
107-06-2	1,2-Dichloroethane	50	57.4	115	58.2	116	1	63-145/25
75-35-4	1,1-Dichloroethene	50	61.2	122	59.3	119	3	70-128/25
156-59-2	cis-1,2-Dichloroethene	50	54.7	109	54.6	109	0	70-123/25
156-60-5	trans-1,2-Dichloroethene	50	55.7	111	56.2	112	1	70-126/25
78-87-5	1,2-Dichloropropane	50	52.5	105	53.7	107	2	76-124/25
594-20-7	2,2-Dichloropropane	50	58.6	117	58.9	118	1	30-150/25
563-58-6	1,1-Dichloropropene	50	57.2	114	57.3	115	0	76-128/25
542-75-6	1,3-Dichloropropene	100	114	114	115	115	1	61-140/25

4.2  
4

# Blank Spike/Blank Spike Duplicate Summary

**Job Number:** M72946  
**Account:** SHELLWIC Shell Oil  
**Project:** SCMAA:98998205 (REIMBNH) 7 Harris Road Nashua NH

Sample	File ID	DF	Analyzed	By	Prep Date	Prep Batch	Analytical Batch
MSM793-BS	M25438.D	1	05/08/08	SC	n/a	n/a	MSM793
MSM793-BSD	M25439.D	1	05/08/08	SC	n/a	n/a	MSM793

The QC reported here applies to the following samples:

Method: SW846 8260B

M72946-6, M72946-7

CAS No.	Compound	Spike ug/l	BSP ug/l	BSP %	BSD ug/l	BSD %	RPD	Limits Rec/RPD
123-91-1	1,4-Dioxane	250	277	111	284	114	2	43-163/25
64-17-5	Ethanol	5000	3780	76	3770	75	0	25-183/30
60-29-7	Ethyl Ether	50	55.2	110	55.3	111	0	60-141/25
100-41-4	Ethylbenzene	50	54.1	108	53.9	108	0	79-123/25
87-68-3	Hexachlorobutadiene	50	66.5	133	57.0	114	15	60-148/25
591-78-6	2-Hexanone	50	53.9	108	53.5	107	1	52-146/25
98-82-8	Isopropylbenzene	50	56.9	114	56.0	112	2	75-128/25
99-87-6	p-Isopropyltoluene	50	58.9	118	56.8	114	4	73-130/25
1634-04-4	Methyl Tert Butyl Ether	50	61.3	123	58.0	116	6	70-130/25
108-10-1	4-Methyl-2-pentanone (MIBK)	50	50.5	101	50.1	100	1	60-145/25
74-95-3	Methylene bromide	50	58.3	117	57.7	115	1	76-127/25
75-09-2	Methylene chloride	50	52.6	105	51.5	103	2	70-130/25
91-20-3	Naphthalene	50	60.5	121	58.5	117	3	62-140/25
103-65-1	n-Propylbenzene	50	58.9	118	57.7	115	2	73-130/25
100-42-5	Styrene	50	55.4	111	55.2	110	0	70-129/25
994-05-8	tert-Amyl Methyl Ether	50	58.8	118	60.2	120	2	51-138/25
75-65-0	Tert Butyl Alcohol	500	553	111	563	113	2	60-146/25
637-92-3	tert-Butyl Ethyl Ether	50	62.6	125	62.3	125	0	46-147/25
630-20-6	1,1,1,2-Tetrachloroethane	50	54.2	108	55.0	110	1	81-126/25
79-34-5	1,1,2,2-Tetrachloroethane	50	50.1	100	47.9	96	4	63-142/25
127-18-4	Tetrachloroethene	50	52.2	104	51.7	103	1	70-130/25
109-99-9	Tetrahydrofuran	50	47.0	94	46.1	92	2	50-147/25
108-88-3	Toluene	50	54.7	109	54.9	110	0	77-121/25
87-61-6	1,2,3-Trichlorobenzene	50	58.7	117	56.1	112	5	70-130/25
120-82-1	1,2,4-Trichlorobenzene	50	57.8	116	54.3	109	6	64-136/25
71-55-6	1,1,1-Trichloroethane	50	60.9	122	60.3	121	1	70-142/25
79-00-5	1,1,2-Trichloroethane	50	53.8	108	54.5	109	1	79-123/25
79-01-6	Trichloroethene	50	58.6	117	59.9	120	2	72-128/25
75-69-4	Trichlorofluoromethane	50	60.7	121	59.5	119	2	54-151/25
96-18-4	1,2,3-Trichloropropane	50	55.1	110	54.8	110	1	70-130/25
95-63-6	1,2,4-Trimethylbenzene	50	56.0	112	55.1	110	2	73-130/25
108-67-8	1,3,5-Trimethylbenzene	50	56.6	113	55.5	111	2	73-130/25
75-01-4	Vinyl chloride	50	56.0	112	54.6	109	3	45-150/25
1330-20-7	Xylene (total)	150	161	107	161	107	0	76-126/25

4.2  
4

# Blank Spike/Blank Spike Duplicate Summary

**Job Number:** M72946

**Account:** SHELLWIC Shell Oil

**Project:** SCMAA:98998205 (REIMBNH) 7 Harris Road Nashua NH

Sample	File ID	DF	Analyzed	By	Prep Date	Prep Batch	Analytical Batch
MSM793-BS	M25438.D	1	05/08/08	SC	n/a	n/a	MSM793
MSM793-BSD	M25439.D	1	05/08/08	SC	n/a	n/a	MSM793

The QC reported here applies to the following samples:

Method: SW846 8260B

M72946-6, M72946-7

CAS No.	Surrogate Recoveries	BSP	BSD	Limits
1868-53-7	Dibromofluoromethane	104%	102%	79-130%
2037-26-5	Toluene-D8	101%	103%	80-120%
460-00-4	4-Bromofluorobenzene	100%	100%	84-115%

4.2  
4

# Matrix Spike/Matrix Spike Duplicate Summary

**Job Number:** M72946  
**Account:** SHELLWIC Shell Oil  
**Project:** SCMAA:98998205 (REIMBNH) 7 Harris Road Nashua NH

Sample	File ID	DF	Analyzed	By	Prep Date	Prep Batch	Analytical Batch
M72946-1MS	M25409.D	5	05/07/08	SC	n/a	n/a	MSM791
M72946-1MSD	M25410.D	5	05/07/08	SC	n/a	n/a	MSM791
M72946-1	M25398.D	1	05/07/08	SC	n/a	n/a	MSM791

The QC reported here applies to the following samples: Method: SW846 8260B

M72946-1, M72946-2, M72946-3, M72946-4, M72946-5, M72946-6, M72946-8, M72946-9

CAS No.	Compound	M72946-1 ug/l	Spike Q ug/l	MS ug/l	MS %	MSD ug/l	MSD %	RPD	Limits Rec/RPD
67-64-1	Acetone	ND	250	226	90	220	88	3	20-150/30
71-43-2	Benzene	ND	250	285	114	261	104	9	70-130/30
108-86-1	Bromobenzene	ND	250	272	109	257	103	6	71-121/30
74-97-5	Bromochloromethane	ND	250	280	112	263	105	6	73-131/30
75-27-4	Bromodichloromethane	ND	250	333	133	301	120	10	64-144/30
75-25-2	Bromoform	ND	250	269	108	253	101	6	57-133/30
74-83-9	Bromomethane	ND	250	127	51	195	78	42* a	40-146/30
78-93-3	2-Butanone (MEK)	ND	250	306	122	288	115	6	34-150/30
104-51-8	n-Butylbenzene	ND	250	311	124	293	117	6	61-142/30
135-98-8	sec-Butylbenzene	ND	250	295	118	278	111	6	70-130/30
98-06-6	tert-Butylbenzene	ND	250	290	116	271	108	7	70-137/30
75-15-0	Carbon disulfide	ND	250	281	112	270	108	4	42-151/30
56-23-5	Carbon tetrachloride	ND	250	330	132	306	122	8	56-158/30
108-90-7	Chlorobenzene	ND	250	279	112	259	104	7	72-122/30
75-00-3	Chloroethane	ND	250	319	128	316	126	1	46-169/30
67-66-3	Chloroform	ND	250	289	116	267	107	8	70-141/30
74-87-3	Chloromethane	ND	250	216	86	235	94	8	33-150/30
95-49-8	o-Chlorotoluene	ND	250	282	113	264	106	7	59-147/30
106-43-4	p-Chlorotoluene	ND	250	281	112	264	106	6	70-130/30
108-20-3	Di-Isopropyl ether	ND	250	268	107	253	101	6	54-155/30
96-12-8	1,2-Dibromo-3-chloropropane	ND	250	284	114	269	108	5	47-156/30
124-48-1	Dibromochloromethane	ND	250	312	125	288	115	8	70-130/30
106-93-4	1,2-Dibromoethane	ND	250	290	116	269	108	8	65-138/30
95-50-1	1,2-Dichlorobenzene	ND	250	285	114	272	109	5	72-123/30
541-73-1	1,3-Dichlorobenzene	ND	250	287	115	267	107	7	70-124/30
106-46-7	1,4-Dichlorobenzene	ND	250	276	110	261	104	6	70-124/30
75-71-8	Dichlorodifluoromethane	ND	250	235	94	226	90	4	10-150/30
75-34-3	1,1-Dichloroethane	ND	250	292	117	272	109	7	70-141/30
107-06-2	1,2-Dichloroethane	ND	250	310	124	284	114	9	60-153/30
75-35-4	1,1-Dichloroethene	ND	250	309	124	296	118	4	63-134/30
156-59-2	cis-1,2-Dichloroethene	ND	250	285	114	265	106	7	64-130/30
156-60-5	trans-1,2-Dichloroethene	ND	250	304	122	262	105	15	70-130/30
78-87-5	1,2-Dichloropropane	ND	250	285	114	256	102	11	73-130/30
594-20-7	2,2-Dichloropropane	ND	250	481	192* b	445	178* b	8	30-150/30
563-58-6	1,1-Dichloropropene	ND	250	297	119	273	109	8	73-134/30
542-75-6	1,3-Dichloropropene	ND	500	641	128	585	117	9	53-143/30

4.3  
4

# Matrix Spike/Matrix Spike Duplicate Summary

**Job Number:** M72946  
**Account:** SHELLWIC Shell Oil  
**Project:** SCMAA:98998205 (REIMBNH) 7 Harris Road Nashua NH

Sample	File ID	DF	Analyzed	By	Prep Date	Prep Batch	Analytical Batch
M72946-1MS	M25409.D	5	05/07/08	SC	n/a	n/a	MSM791
M72946-1MSD	M25410.D	5	05/07/08	SC	n/a	n/a	MSM791
M72946-1	M25398.D	1	05/07/08	SC	n/a	n/a	MSM791

The QC reported here applies to the following samples:

Method: SW846 8260B

M72946-1, M72946-2, M72946-3, M72946-4, M72946-5, M72946-6, M72946-8, M72946-9

CAS No.	Compound	M72946-1 ug/l	Spike Q ug/l	MS ug/l	MS %	MSD ug/l	MSD %	RPD	Limits Rec/RPD
123-91-1	1,4-Dioxane	ND	1250	1520	122	1370	110	10	43-157/30
64-17-5	Ethanol	ND	25000	19000	76	17700	71	7	20-190/30
60-29-7	Ethyl Ether	ND	250	271	108	269	108	1	57-146/30
100-41-4	Ethylbenzene	ND	250	284	114	259	104	9	60-138/30
87-68-3	Hexachlorobutadiene	ND	250	301	120	287	115	5	54-135/30
591-78-6	2-Hexanone	ND	250	269	108	249	100	8	32-148/30
98-82-8	Isopropylbenzene	ND	250	283	113	266	106	6	70-130/30
99-87-6	p-Isopropyltoluene	ND	250	291	116	271	108	7	70-130/30
1634-04-4	Methyl Tert Butyl Ether	2.2	250	346	138	294	117	16	54-144/30
108-10-1	4-Methyl-2-pentanone (MIBK)	ND	250	268	107	243	97	10	53-151/30
74-95-3	Methylene bromide	ND	250	311	124	280	112	10	73-136/30
75-09-2	Methylene chloride	ND	250	274	110	261	104	5	64-140/30
91-20-3	Naphthalene	ND	250	285	114	270	108	5	48-143/30
103-65-1	n-Propylbenzene	ND	250	291	116	275	110	6	65-136/30
100-42-5	Styrene	ND	250	287	115	261	104	9	61-130/30
994-05-8	tert-Amyl Methyl Ether	ND	250	298	119	280	112	6	47-142/30
75-65-0	Tert Butyl Alcohol	ND	2500	2930	117	2690	108	9	60-148/30
637-92-3	tert-Butyl Ethyl Ether	ND	250	322	129	307	123	5	46-151/30
630-20-6	1,1,1,2-Tetrachloroethane	ND	250	293	117	268	107	9	78-128/30
79-34-5	1,1,2,2-Tetrachloroethane	ND	250	275	110	258	103	6	60-150/30
127-18-4	Tetrachloroethene	ND	250	272	109	250	100	8	70-130/30
109-99-9	Tetrahydrofuran	ND	250	245	98	233	93	5	40-150/30
108-88-3	Toluene	ND	250	291	116	261	104	11	66-134/30
87-61-6	1,2,3-Trichlorobenzene	ND	250	286	114	271	108	5	57-127/30
120-82-1	1,2,4-Trichlorobenzene	ND	250	280	112	267	107	5	57-130/30
71-55-6	1,1,1-Trichloroethane	ND	250	330	132	303	121	9	62-153/30
79-00-5	1,1,2-Trichloroethane	ND	250	290	116	259	104	11	77-127/30
79-01-6	Trichloroethene	ND	250	285	114	263	105	8	66-132/30
75-69-4	Trichlorofluoromethane	ND	250	322	129	307	123	5	48-161/30
96-18-4	1,2,3-Trichloropropane	ND	250	278	111	266	106	4	61-138/30
95-63-6	1,2,4-Trimethylbenzene	ND	250	277	111	258	103	7	54-143/30
108-67-8	1,3,5-Trimethylbenzene	ND	250	282	113	259	104	9	62-139/30
75-01-4	Vinyl chloride	ND	250	266	106	271	108	2	38-150/30
1330-20-7	Xylene (total)	ND	750	857	114	782	104	9	58-139/30

# Matrix Spike/Matrix Spike Duplicate Summary

**Job Number:** M72946  
**Account:** SHELLWIC Shell Oil  
**Project:** SCMAA:98998205 (REIMBNH) 7 Harris Road Nashua NH

Sample	File ID	DF	Analyzed	By	Prep Date	Prep Batch	Analytical Batch
M72946-1MS	M25409.D	5	05/07/08	SC	n/a	n/a	MSM791
M72946-1MSD	M25410.D	5	05/07/08	SC	n/a	n/a	MSM791
M72946-1	M25398.D	1	05/07/08	SC	n/a	n/a	MSM791

**The QC reported here applies to the following samples:** **Method:** SW846 8260B

M72946-1, M72946-2, M72946-3, M72946-4, M72946-5, M72946-6, M72946-8, M72946-9

CAS No.	Surrogate Recoveries	MS	MSD	M72946-1	Limits
1868-53-7	Dibromofluoromethane	106%	108%	106%	79-130%
2037-26-5	Toluene-D8	104%	101%	101%	80-120%
460-00-4	4-Bromofluorobenzene	97%	98%	102%	84-115%

- (a) High RPD due to possible matrix interference and/or sample non-homogeneity.
- (b) Outside control limits due to possible matrix interference. Refer to Blank Spike.



# Matrix Spike/Matrix Spike Duplicate Summary

**Job Number:** M72946  
**Account:** SHELLWIC Shell Oil  
**Project:** SCMAA:98998205 (REIMBNH) 7 Harris Road Nashua NH

Sample	File ID	DF	Analyzed	By	Prep Date	Prep Batch	Analytical Batch
M72945-1MS	M25461.D	5	05/08/08	SC	n/a	n/a	MSM793
M72945-1MSD	M25462.D	5	05/08/08	SC	n/a	n/a	MSM793
M72945-1	M25455.D	1	05/08/08	SC	n/a	n/a	MSM793

The QC reported here applies to the following samples:

Method: SW846 8260B

M72946-6, M72946-7

CAS No.	Compound	M72945-1 ug/l	Spike Q ug/l	MS ug/l	MS %	MSD ug/l	MSD %	RPD	Limits Rec/RPD
67-64-1	Acetone	ND	250	216	86	221	88	2	20-150/30
71-43-2	Benzene	ND	250	268	107	260	104	3	70-130/30
108-86-1	Bromobenzene	ND	250	252	101	250	100	1	71-121/30
74-97-5	Bromochloromethane	ND	250	274	110	265	106	3	73-131/30
75-27-4	Bromodichloromethane	ND	250	309	124	300	120	3	64-144/30
75-25-2	Bromoform	ND	250	245	98	247	99	1	57-133/30
74-83-9	Bromomethane	ND	250	177	71	215	86	19	40-146/30
78-93-3	2-Butanone (MEK)	ND	250	281	112	279	112	1	34-150/30
104-51-8	n-Butylbenzene	ND	250	285	114	285	114	0	61-142/30
135-98-8	sec-Butylbenzene	ND	250	266	106	264	106	1	70-130/30
98-06-6	tert-Butylbenzene	ND	250	269	108	265	106	1	70-137/30
75-15-0	Carbon disulfide	ND	250	252	101	246	98	2	42-151/30
56-23-5	Carbon tetrachloride	ND	250	316	126	310	124	2	56-158/30
108-90-7	Chlorobenzene	ND	250	247	99	243	97	2	72-122/30
75-00-3	Chloroethane	ND	250	267	107	259	104	3	46-169/30
67-66-3	Chloroform	ND	250	288	115	280	112	3	70-141/30
74-87-3	Chloromethane	ND	250	180	72	198	79	10	33-150/30
95-49-8	o-Chlorotoluene	ND	250	261	104	261	104	0	59-147/30
106-43-4	p-Chlorotoluene	ND	250	262	105	260	104	1	70-130/30
108-20-3	Di-Isopropyl ether	ND	250	247	99	241	96	2	54-155/30
96-12-8	1,2-Dibromo-3-chloropropane	ND	250	273	109	274	110	0	47-156/30
124-48-1	Dibromochloromethane	ND	250	274	110	271	108	1	70-130/30
106-93-4	1,2-Dibromoethane	ND	250	263	105	262	105	0	65-138/30
95-50-1	1,2-Dichlorobenzene	ND	250	262	105	263	105	0	72-123/30
541-73-1	1,3-Dichlorobenzene	ND	250	262	105	260	104	1	70-124/30
106-46-7	1,4-Dichlorobenzene	ND	250	256	102	257	103	0	70-124/30
75-71-8	Dichlorodifluoromethane	ND	250	271	108	273	109	1	10-150/30
75-34-3	1,1-Dichloroethane	ND	250	282	113	280	112	1	70-141/30
107-06-2	1,2-Dichloroethane	ND	250	315	126	311	124	1	60-153/30
75-35-4	1,1-Dichloroethene	ND	250	260	104	255	102	2	63-134/30
156-59-2	cis-1,2-Dichloroethene	ND	250	252	101	250	100	1	64-130/30
156-60-5	trans-1,2-Dichloroethene	ND	250	242	97	253	101	4	70-130/30
78-87-5	1,2-Dichloropropane	ND	250	264	106	260	104	2	73-130/30
594-20-7	2,2-Dichloropropane	ND	250	469	188* a	448	179* a	5	30-150/30
563-58-6	1,1-Dichloropropene	ND	250	278	111	271	108	3	73-134/30
542-75-6	1,3-Dichloropropene	ND	500	612	122	593	119	3	53-143/30

4.3  
4

# Matrix Spike/Matrix Spike Duplicate Summary

**Job Number:** M72946  
**Account:** SHELLWIC Shell Oil  
**Project:** SCMAA:98998205 (REIMBNH) 7 Harris Road Nashua NH

Sample	File ID	DF	Analyzed	By	Prep Date	Prep Batch	Analytical Batch
M72945-1MS	M25461.D	5	05/08/08	SC	n/a	n/a	MSM793
M72945-1MSD	M25462.D	5	05/08/08	SC	n/a	n/a	MSM793
M72945-1	M25455.D	1	05/08/08	SC	n/a	n/a	MSM793

The QC reported here applies to the following samples:

Method: SW846 8260B

M72946-6, M72946-7

CAS No.	Compound	M72945-1 ug/l	Spike Q ug/l	MS ug/l	MS %	MSD ug/l	MSD %	RPD	Limits Rec/RPD
123-91-1	1,4-Dioxane	ND	1250	1310	105	1340	107	2	43-157/30
64-17-5	Ethanol	ND	25000	20700	83	20800	83	0	20-190/30
60-29-7	Ethyl Ether	ND	250	259	104	255	102	2	57-146/30
100-41-4	Ethylbenzene	ND	250	256	102	254	102	1	60-138/30
87-68-3	Hexachlorobutadiene	ND	250	286	114	280	112	2	54-135/30
591-78-6	2-Hexanone	ND	250	226	90	233	93	3	32-148/30
98-82-8	Isopropylbenzene	ND	250	256	102	254	102	1	70-130/30
99-87-6	p-Isopropyltoluene	ND	250	271	108	270	108	0	70-130/30
1634-04-4	Methyl Tert Butyl Ether	ND	250	286	114	315	126	10	54-144/30
108-10-1	4-Methyl-2-pentanone (MIBK)	ND	250	239	96	234	94	2	53-151/30
74-95-3	Methylene bromide	ND	250	303	121	291	116	4	73-136/30
75-09-2	Methylene chloride	ND	250	253	101	244	98	4	64-140/30
91-20-3	Naphthalene	ND	250	262	105	273	109	4	48-143/30
103-65-1	n-Propylbenzene	ND	250	266	106	264	106	1	65-136/30
100-42-5	Styrene	ND	250	260	104	257	103	1	61-130/30
994-05-8	tert-Amyl Methyl Ether	ND	250	284	114	279	112	2	47-142/30
75-65-0	Tert Butyl Alcohol	ND	2500	2670	107	2600	104	3	60-148/30
637-92-3	tert-Butyl Ethyl Ether	ND	250	304	122	295	118	3	46-151/30
630-20-6	1,1,1,2-Tetrachloroethane	ND	250	265	106	267	107	1	78-128/30
79-34-5	1,1,2,2-Tetrachloroethane	ND	250	253	101	258	103	2	60-150/30
127-18-4	Tetrachloroethene	ND	250	239	96	237	95	1	70-130/30
109-99-9	Tetrahydrofuran	ND	250	213	85	215	86	1	40-150/30
108-88-3	Toluene	ND	250	271	108	266	106	2	66-134/30
87-61-6	1,2,3-Trichlorobenzene	ND	250	262	105	265	106	1	57-127/30
120-82-1	1,2,4-Trichlorobenzene	ND	250	257	103	260	104	1	57-130/30
71-55-6	1,1,1-Trichloroethane	ND	250	322	129	311	124	3	62-153/30
79-00-5	1,1,2-Trichloroethane	ND	250	268	107	265	106	1	77-127/30
79-01-6	Trichloroethene	ND	250	272	109	264	106	3	66-132/30
75-69-4	Trichlorofluoromethane	ND	250	310	124	299	120	4	48-161/30
96-18-4	1,2,3-Trichloropropane	ND	250	267	107	267	107	0	61-138/30
95-63-6	1,2,4-Trimethylbenzene	ND	250	262	105	260	104	1	54-143/30
108-67-8	1,3,5-Trimethylbenzene	ND	250	266	106	263	105	1	62-139/30
75-01-4	Vinyl chloride	ND	250	224	90	231	92	3	38-150/30
1330-20-7	Xylene (total)	ND	750	756	101	745	99	1	58-139/30

# Matrix Spike/Matrix Spike Duplicate Summary

**Job Number:** M72946  
**Account:** SHELLWIC Shell Oil  
**Project:** SCMAA:98998205 (REIMBNH) 7 Harris Road Nashua NH

Sample	File ID	DF	Analyzed	By	Prep Date	Prep Batch	Analytical Batch
M72945-1MS	M25461.D	5	05/08/08	SC	n/a	n/a	MSM793
M72945-1MSD	M25462.D	5	05/08/08	SC	n/a	n/a	MSM793
M72945-1	M25455.D	1	05/08/08	SC	n/a	n/a	MSM793

The QC reported here applies to the following samples:

Method: SW846 8260B

M72946-6, M72946-7

CAS No.	Surrogate Recoveries	MS	MSD	M72945-1	Limits
1868-53-7	Dibromofluoromethane	113%	110%	110%	79-130%
2037-26-5	Toluene-D8	105%	103%	102%	80-120%
460-00-4	4-Bromofluorobenzene	99%	100%	105%	84-115%

(a) Outside control limits due to possible matrix interference. Refer to Blank Spike.

# Volatile Surrogate Recovery Summary

**Job Number:** M72946  
**Account:** SHELLWIC Shell Oil  
**Project:** SCMAA:98998205 (REIMBNH) 7 Harris Road Nashua NH

<b>Method:</b> SW846 8260B	<b>Matrix:</b> AQ
----------------------------	-------------------

Samples and QC shown here apply to the above method

Lab Sample ID	Lab File ID	S1	S2	S3
M72946-1	M25398.D	106.0	101.0	102.0
M72946-2	M25399.D	106.0	101.0	104.0
M72946-3	M25400.D	105.0	101.0	100.0
M72946-4	M25401.D	105.0	101.0	104.0
M72946-5	M25402.D	106.0	102.0	103.0
M72946-6	M25447.D	108.0	101.0	104.0
M72946-6	M25403.D	106.0	100.0	103.0
M72946-7	M25442.D	107.0	101.0	103.0
M72946-8	M25405.D	107.0	101.0	102.0
M72946-9	M25406.D	108.0	101.0	102.0
M72945-1MS	M25461.D	113.0	105.0	99.0
M72945-1MSD	M25462.D	110.0	103.0	100.0
M72946-1MS	M25409.D	106.0	104.0	97.0
M72946-1MSD	M25410.D	108.0	101.0	98.0
MSM791-BS	M25385.D	104.0	101.0	99.0
MSM791-BSD	M25386.D	105.0	100.0	99.0
MSM791-MB	M25388.D	104.0	99.0	103.0
MSM793-BS	M25438.D	104.0	101.0	100.0
MSM793-BSD	M25439.D	102.0	103.0	100.0
MSM793-MB	M25441.D	104.0	102.0	104.0

**Surrogate Compounds**

**Recovery Limits**

S1 = Dibromofluoromethane	79-130%
S2 = Toluene-D8	80-120%
S3 = 4-Bromofluorobenzene	84-115%

4.4  
4



## GC Volatiles

5

### QC Data Summaries

---

Includes the following where applicable:

- Method Blank Summaries
- Blank Spike Summaries
- Matrix Spike and Duplicate Summaries
- Surrogate Recovery Summaries

## Method Blank Summary

**Job Number:** M72946

**Account:** SHELLWIC Shell Oil

**Project:** SCMAA:98998205 (REIMBNH) 7 Harris Road Nashua NH

Sample	File ID	DF	Analyzed	By	Prep Date	Prep Batch	Analytical Batch
OP15723-MB	BB18973.D	1	05/08/08	CZ	05/08/08	OP15723	GBB783

The QC reported here applies to the following samples:

Method: EPA 504

M72946-1, M72946-2, M72946-3

CAS No.	Compound	Result	RL	Units	Q
106-93-4	1,2-Dibromoethane	ND	0.015	ug/l	

CAS No.	Surrogate Recoveries	Limits	
460-00-4	Bromofluorobenzene (S)	108%	26-158%
460-00-4	Bromofluorobenzene (S)	106%	26-158%

5.1  
5

# Blank Spike Summary

**Job Number:** M72946  
**Account:** SHELLWIC Shell Oil  
**Project:** SCMAA:98998205 (REIMBNH) 7 Harris Road Nashua NH

Sample	File ID	DF	Analyzed	By	Prep Date	Prep Batch	Analytical Batch
OP15723-BS	BB18977.D	1	05/08/08	CZ	05/08/08	OP15723	GBB783

The QC reported here applies to the following samples:

Method: EPA 504

M72946-1, M72946-2, M72946-3

CAS No.	Compound	Spike ug/l	BSP ug/l	BSP %	Limits
106-93-4	1,2-Dibromoethane	0.071	0.069	97	70-130

CAS No.	Surrogate Recoveries	BSP	Limits
460-00-4	Bromofluorobenzene (S)	115%	26-158%
460-00-4	Bromofluorobenzene (S)	103%	26-158%

# Matrix Spike/Matrix Spike Duplicate Summary

**Job Number:** M72946  
**Account:** SHELLWIC Shell Oil  
**Project:** SCMAA:98998205 (REIMBNH) 7 Harris Road Nashua NH

Sample	File ID	DF	Analyzed	By	Prep Date	Prep Batch	Analytical Batch
OP15723-MS	BB18978.D	1	05/08/08	CZ	05/08/08	OP15723	GBB783
OP15723-MSD	BB18979.D	1	05/08/08	CZ	05/08/08	OP15723	GBB783
M73381-6	BB18980.D	1	05/09/08	CZ	05/08/08	OP15723	GBB783

The QC reported here applies to the following samples: Method: EPA 504

M72946-1, M72946-2, M72946-3

CAS No.	Compound	M73381-6 ug/l	Spike Q ug/l	MS ug/l	MS %	MSD ug/l	MSD %	RPD	Limits Rec/RPD
106-93-4	1,2-Dibromoethane	ND	0.071	0.072	101	0.069	97	4	65-135/30

CAS No.	Surrogate Recoveries	MS	MSD	M73381-6	Limits
460-00-4	Bromofluorobenzene (S)	109%	113%	112%	26-158%
460-00-4	Bromofluorobenzene (S)	106%	104%	104%	26-158%

5.3  
5



# Volatile Surrogate Recovery Summary

**Job Number:** M72946

**Account:** SHELLWIC Shell Oil

**Project:** SCMAA:98998205 (REIMBNH) 7 Harris Road Nashua NH

**Method:** EPA 504

**Matrix:** AQ

Samples and QC shown here apply to the above method

Lab Sample ID	Lab File ID	S1 <sup>a</sup>	S1 <sup>b</sup>
M72946-1	BB18974.D	116.0	121.0
M72946-2	BB18975.D	105.0	225.0* <sup>c</sup>
M72946-3	BB18976.D	113.0	177.0* <sup>c</sup>
OP15723-BS	BB18977.D	115.0	103.0
OP15723-MB	BB18973.D	108.0	106.0
OP15723-MS	BB18978.D	109.0	106.0
OP15723-MSD	BB18979.D	113.0	104.0

**Surrogate Compounds**                      **Recovery Limits**

S1 = Bromofluorobenzene (S)                      26-158%

- (a) Recovery from GC signal #1
- (b) Recovery from GC signal #2
- (c) Outside control limits due to possible matrix interference.

5.4  
5



## Technical Report for

Shell Oil

SCMAA:98998205 7 Harris Road Nashua NH

EQ 790

Accutest Job Number: M72947

Sampling Date: 04/24/08

Report to:

erunstrom@sovcon.com

ATTN: Eric

Total number of pages in report: **23**



Test results contained within this data package meet the requirements of the National Environmental Laboratory Accreditation Conference and/or state specific certification programs as applicable.

  
Reza Fand  
Lab Director

Client Service contact: Kristen Blanchard 508-481-6200

Certifications: MA (M-MA136) CT (PH-0109) NH (250204) RI (00071) ME (MA136) FL (E87579)  
NY (23346) NJ (MA926) NAVY USACE

This report shall not be reproduced, except in its entirety, without the written approval of Accutest Laboratories.  
Test results relate only to samples analyzed.



# Table of Contents

-1-

<b>Section 1: Sample Summary .....</b>	<b>3</b>
<b>Section 2: Sample Results .....</b>	<b>4</b>
<b>2.1: M72947-1: PZ-1 .....</b>	<b>5</b>
<b>2.2: M72947-2: SW-2 .....</b>	<b>8</b>
<b>Section 3: Misc. Forms .....</b>	<b>11</b>
<b>3.1: Chain of Custody .....</b>	<b>12</b>
<b>Section 4: GC/MS Volatiles - QC Data Summaries .....</b>	<b>13</b>
<b>4.1: Method Blank Summary .....</b>	<b>14</b>
<b>4.2: Blank Spike/Blank Spike Duplicate Summary .....</b>	<b>17</b>
<b>4.3: Matrix Spike/Matrix Spike Duplicate Summary .....</b>	<b>20</b>
<b>4.4: Surrogate Recovery Summaries .....</b>	<b>23</b>



## Sample Summary

Shell Oil

Job No: M72947

SCMAA:98998205 7 Harris Road Nashua NH  
Project No: EQ 790

Sample Number	Collected		Received	Matrix		Client Sample ID
	Date	Time By		Code	Type	
M72947-1	04/24/08	12:05 JC	04/30/08	AQ	Ground Water	PZ-1
M72947-2	04/24/08	11:45 JC	04/30/08	AQ	Surface Water	SW-2



## Sample Results

---

## Report of Analysis

---

## Report of Analysis

<b>Client Sample ID:</b>	PZ-1	<b>Date Sampled:</b>	04/24/08
<b>Lab Sample ID:</b>	M72947-1	<b>Date Received:</b>	04/30/08
<b>Matrix:</b>	AQ - Ground Water	<b>Percent Solids:</b>	n/a
<b>Method:</b>	SW846 8260B		
<b>Project:</b>	SCMAA:98998205 7 Harris Road Nashua NH		

Run #	File ID	DF	Analyzed	By	Prep Date	Prep Batch	Analytical Batch
Run #1	M25407.D	1	05/07/08	SC	n/a	n/a	MSM791
Run #2							

Run #	Purge Volume
Run #1	5.0 ml
Run #2	

## VOA NH Full List

CAS No.	Compound	Result	RL	Units	Q
67-64-1	Acetone	ND	5.0	ug/l	
71-43-2	Benzene	ND	0.50	ug/l	
108-86-1	Bromobenzene	ND	5.0	ug/l	
74-97-5	Bromochloromethane	ND	5.0	ug/l	
75-27-4	Bromodichloromethane	ND	1.0	ug/l	
75-25-2	Bromoform	ND	1.0	ug/l	
74-83-9	Bromomethane	ND	2.0	ug/l	
78-93-3	2-Butanone (MEK)	ND	5.0	ug/l	
104-51-8	n-Butylbenzene	ND	5.0	ug/l	
135-98-8	sec-Butylbenzene	ND	5.0	ug/l	
98-06-6	tert-Butylbenzene	ND	5.0	ug/l	
75-15-0	Carbon disulfide	ND	5.0	ug/l	
56-23-5	Carbon tetrachloride	ND	1.0	ug/l	
108-90-7	Chlorobenzene	ND	1.0	ug/l	
75-00-3	Chloroethane	ND	2.0	ug/l	
67-66-3	Chloroform	ND	1.0	ug/l	
74-87-3	Chloromethane	ND	2.0	ug/l	
95-49-8	o-Chlorotoluene	ND	5.0	ug/l	
106-43-4	p-Chlorotoluene	ND	5.0	ug/l	
108-20-3	Di-Isopropyl ether	ND	2.0	ug/l	
96-12-8	1,2-Dibromo-3-chloropropane	ND	5.0	ug/l	
124-48-1	Dibromochloromethane	ND	1.0	ug/l	
106-93-4	1,2-Dibromoethane	ND	2.0	ug/l	
95-50-1	1,2-Dichlorobenzene	ND	1.0	ug/l	
541-73-1	1,3-Dichlorobenzene	ND	1.0	ug/l	
106-46-7	1,4-Dichlorobenzene	ND	1.0	ug/l	
75-71-8	Dichlorodifluoromethane	ND	2.0	ug/l	
75-34-3	1,1-Dichloroethane	ND	1.0	ug/l	
107-06-2	1,2-Dichloroethane	ND	1.0	ug/l	
75-35-4	1,1-Dichloroethene	ND	1.0	ug/l	
156-59-2	cis-1,2-Dichloroethene	ND	1.0	ug/l	
156-60-5	trans-1,2-Dichloroethene	ND	1.0	ug/l	

ND = Not detected

RL = Reporting Limit

E = Indicates value exceeds calibration range

J = Indicates an estimated value

B = Indicates analyte found in associated method blank

N = Indicates presumptive evidence of a compound

## Report of Analysis

<b>Client Sample ID:</b>	PZ-1	<b>Date Sampled:</b>	04/24/08
<b>Lab Sample ID:</b>	M72947-1	<b>Date Received:</b>	04/30/08
<b>Matrix:</b>	AQ - Ground Water	<b>Percent Solids:</b>	n/a
<b>Method:</b>	SW846 8260B		
<b>Project:</b>	SCMAA:98998205 7 Harris Road Nashua NH		

## VOA NH Full List

CAS No.	Compound	Result	RL	Units	Q
78-87-5	1,2-Dichloropropane	ND	2.0	ug/l	
594-20-7	2,2-Dichloropropane	ND	5.0	ug/l	
563-58-6	1,1-Dichloropropene	ND	5.0	ug/l	
542-75-6	1,3-Dichloropropene	ND	1.0	ug/l	
123-91-1	1,4-Dioxane	ND	25	ug/l	
60-29-7	Ethyl Ether	ND	5.0	ug/l	
100-41-4	Ethylbenzene	ND	1.0	ug/l	
87-68-3	Hexachlorobutadiene	ND	5.0	ug/l	
591-78-6	2-Hexanone	ND	5.0	ug/l	
98-82-8	Isopropylbenzene	ND	5.0	ug/l	
99-87-6	p-Isopropyltoluene	ND	5.0	ug/l	
1634-04-4	Methyl Tert Butyl Ether	ND	1.0	ug/l	
108-10-1	4-Methyl-2-pentanone (MIBK)	ND	5.0	ug/l	
74-95-3	Methylene bromide	ND	5.0	ug/l	
75-09-2	Methylene chloride	ND	2.0	ug/l	
91-20-3	Naphthalene	ND	5.0	ug/l	
103-65-1	n-Propylbenzene	ND	5.0	ug/l	
100-42-5	Styrene	ND	5.0	ug/l	
994-05-8	tert-Amyl Methyl Ether	ND	2.0	ug/l	
75-65-0	Tert Butyl Alcohol	ND	20	ug/l	
637-92-3	tert-Butyl Ethyl Ether	ND	2.0	ug/l	
630-20-6	1,1,1,2-Tetrachloroethane	ND	5.0	ug/l	
79-34-5	1,1,2,2-Tetrachloroethane	ND	1.0	ug/l	
127-18-4	Tetrachloroethene	ND	1.0	ug/l	
109-99-9	Tetrahydrofuran	ND	10	ug/l	
108-88-3	Toluene	ND	1.0	ug/l	
87-61-6	1,2,3-Trichlorobenzene	ND	5.0	ug/l	
120-82-1	1,2,4-Trichlorobenzene	ND	5.0	ug/l	
71-55-6	1,1,1-Trichloroethane	ND	1.0	ug/l	
79-00-5	1,1,2-Trichloroethane	ND	1.0	ug/l	
79-01-6	Trichloroethene	ND	1.0	ug/l	
75-69-4	Trichlorofluoromethane	ND	1.0	ug/l	
96-18-4	1,2,3-Trichloropropane	ND	5.0	ug/l	
95-63-6	1,2,4-Trimethylbenzene	ND	5.0	ug/l	
108-67-8	1,3,5-Trimethylbenzene	ND	5.0	ug/l	
75-01-4	Vinyl chloride	ND	1.0	ug/l	
1330-20-7	Xylene (total)	ND	1.0	ug/l	

ND = Not detected

RL = Reporting Limit

E = Indicates value exceeds calibration range

J = Indicates an estimated value

B = Indicates analyte found in associated method blank

N = Indicates presumptive evidence of a compound

## Report of Analysis

<b>Client Sample ID:</b> PZ-1		
<b>Lab Sample ID:</b> M72947-1		<b>Date Sampled:</b> 04/24/08
<b>Matrix:</b> AQ - Ground Water		<b>Date Received:</b> 04/30/08
<b>Method:</b> SW846 8260B		<b>Percent Solids:</b> n/a
<b>Project:</b> SCMAA:98998205 7 Harris Road Nashua NH		

### VOA NH Full List

CAS No.	Surrogate Recoveries	Run# 1	Run# 2	Limits
1868-53-7	Dibromofluoromethane	108%		79-130%
2037-26-5	Toluene-D8	100%		80-120%
460-00-4	4-Bromofluorobenzene	102%		84-115%

ND = Not detected  
 RL = Reporting Limit  
 E = Indicates value exceeds calibration range

J = Indicates an estimated value  
 B = Indicates analyte found in associated method blank  
 N = Indicates presumptive evidence of a compound



## Report of Analysis

<b>Client Sample ID:</b> SW-2	
<b>Lab Sample ID:</b> M72947-2	<b>Date Sampled:</b> 04/24/08
<b>Matrix:</b> AQ - Surface Water	<b>Date Received:</b> 04/30/08
<b>Method:</b> SW846 8260B	<b>Percent Solids:</b> n/a
<b>Project:</b> SCMAA:98998205 7 Harris Road Nashua NH	

Run #	File ID	DF	Analyzed	By	Prep Date	Prep Batch	Analytical Batch
Run #1	M25408.D	1	05/07/08	SC	n/a	n/a	MSM791
Run #2							

Run #	Purge Volume
Run #1	5.0 ml
Run #2	

## VOA NH Full List

CAS No.	Compound	Result	RL	Units	Q
67-64-1	Acetone	ND	5.0	ug/l	
71-43-2	Benzene	ND	0.50	ug/l	
108-86-1	Bromobenzene	ND	5.0	ug/l	
74-97-5	Bromochloromethane	ND	5.0	ug/l	
75-27-4	Bromodichloromethane	ND	1.0	ug/l	
75-25-2	Bromoform	ND	1.0	ug/l	
74-83-9	Bromomethane	ND	2.0	ug/l	
78-93-3	2-Butanone (MEK)	ND	5.0	ug/l	
104-51-8	n-Butylbenzene	ND	5.0	ug/l	
135-98-8	sec-Butylbenzene	ND	5.0	ug/l	
98-06-6	tert-Butylbenzene	ND	5.0	ug/l	
75-15-0	Carbon disulfide	ND	5.0	ug/l	
56-23-5	Carbon tetrachloride	ND	1.0	ug/l	
108-90-7	Chlorobenzene	ND	1.0	ug/l	
75-00-3	Chloroethane	ND	2.0	ug/l	
67-66-3	Chloroform	ND	1.0	ug/l	
74-87-3	Chloromethane	ND	2.0	ug/l	
95-49-8	o-Chlorotoluene	ND	5.0	ug/l	
106-43-4	p-Chlorotoluene	ND	5.0	ug/l	
108-20-3	Di-Isopropyl ether	ND	2.0	ug/l	
96-12-8	1,2-Dibromo-3-chloropropane	ND	5.0	ug/l	
124-48-1	Dibromochloromethane	ND	1.0	ug/l	
106-93-4	1,2-Dibromoethane	ND	2.0	ug/l	
95-50-1	1,2-Dichlorobenzene	ND	1.0	ug/l	
541-73-1	1,3-Dichlorobenzene	ND	1.0	ug/l	
106-46-7	1,4-Dichlorobenzene	ND	1.0	ug/l	
75-71-8	Dichlorodifluoromethane	ND	2.0	ug/l	
75-34-3	1,1-Dichloroethane	ND	1.0	ug/l	
107-06-2	1,2-Dichloroethane	ND	1.0	ug/l	
75-35-4	1,1-Dichloroethene	ND	1.0	ug/l	
156-59-2	cis-1,2-Dichloroethene	ND	1.0	ug/l	
156-60-5	trans-1,2-Dichloroethene	ND	1.0	ug/l	

ND = Not detected

RL = Reporting Limit

E = Indicates value exceeds calibration range

J = Indicates an estimated value

B = Indicates analyte found in associated method blank

N = Indicates presumptive evidence of a compound

## Report of Analysis

<b>Client Sample ID:</b>	SW-2	<b>Date Sampled:</b>	04/24/08
<b>Lab Sample ID:</b>	M72947-2	<b>Date Received:</b>	04/30/08
<b>Matrix:</b>	AQ - Surface Water	<b>Percent Solids:</b>	n/a
<b>Method:</b>	SW846 8260B		
<b>Project:</b>	SCMAA:98998205 7 Harris Road Nashua NH		

## VOA NH Full List

CAS No.	Compound	Result	RL	Units	Q
78-87-5	1,2-Dichloropropane	ND	2.0	ug/l	
594-20-7	2,2-Dichloropropane	ND	5.0	ug/l	
563-58-6	1,1-Dichloropropene	ND	5.0	ug/l	
542-75-6	1,3-Dichloropropene	ND	1.0	ug/l	
123-91-1	1,4-Dioxane	ND	25	ug/l	
60-29-7	Ethyl Ether	ND	5.0	ug/l	
100-41-4	Ethylbenzene	ND	1.0	ug/l	
87-68-3	Hexachlorobutadiene	ND	5.0	ug/l	
591-78-6	2-Hexanone	ND	5.0	ug/l	
98-82-8	Isopropylbenzene	ND	5.0	ug/l	
99-87-6	p-Isopropyltoluene	ND	5.0	ug/l	
1634-04-4	Methyl Tert Butyl Ether	ND	1.0	ug/l	
108-10-1	4-Methyl-2-pentanone (MIBK)	ND	5.0	ug/l	
74-95-3	Methylene bromide	ND	5.0	ug/l	
75-09-2	Methylene chloride	ND	2.0	ug/l	
91-20-3	Naphthalene	ND	5.0	ug/l	
103-65-1	n-Propylbenzene	ND	5.0	ug/l	
100-42-5	Styrene	ND	5.0	ug/l	
994-05-8	tert-Amyl Methyl Ether	ND	2.0	ug/l	
75-65-0	Tert Butyl Alcohol	ND	20	ug/l	
637-92-3	tert-Butyl Ethyl Ether	ND	2.0	ug/l	
630-20-6	1,1,1,2-Tetrachloroethane	ND	5.0	ug/l	
79-34-5	1,1,2,2-Tetrachloroethane	ND	1.0	ug/l	
127-18-4	Tetrachloroethene	ND	1.0	ug/l	
109-99-9	Tetrahydrofuran	ND	10	ug/l	
108-88-3	Toluene	ND	1.0	ug/l	
87-61-6	1,2,3-Trichlorobenzene	ND	5.0	ug/l	
120-82-1	1,2,4-Trichlorobenzene	ND	5.0	ug/l	
71-55-6	1,1,1-Trichloroethane	ND	1.0	ug/l	
79-00-5	1,1,2-Trichloroethane	ND	1.0	ug/l	
79-01-6	Trichloroethene	ND	1.0	ug/l	
75-69-4	Trichlorofluoromethane	ND	1.0	ug/l	
96-18-4	1,2,3-Trichloropropane	ND	5.0	ug/l	
95-63-6	1,2,4-Trimethylbenzene	ND	5.0	ug/l	
108-67-8	1,3,5-Trimethylbenzene	ND	5.0	ug/l	
75-01-4	Vinyl chloride	ND	1.0	ug/l	
1330-20-7	Xylene (total)	ND	1.0	ug/l	

ND = Not detected

RL = Reporting Limit

E = Indicates value exceeds calibration range

J = Indicates an estimated value

B = Indicates analyte found in associated method blank

N = Indicates presumptive evidence of a compound

## Report of Analysis

<b>Client Sample ID:</b> SW-2	
<b>Lab Sample ID:</b> M72947-2	<b>Date Sampled:</b> 04/24/08
<b>Matrix:</b> AQ - Surface Water	<b>Date Received:</b> 04/30/08
<b>Method:</b> SW846 8260B	<b>Percent Solids:</b> n/a
<b>Project:</b> SCMAA:98998205 7 Harris Road Nashua NH	

### VOA NH Full List

CAS No.	Surrogate Recoveries	Run# 1	Run# 2	Limits
1868-53-7	Dibromofluoromethane	107%		79-130%
2037-26-5	Toluene-D8	102%		80-120%
460-00-4	4-Bromofluorobenzene	102%		84-115%

ND = Not detected  
 RL = Reporting Limit  
 E = Indicates value exceeds calibration range

J = Indicates an estimated value  
 B = Indicates analyte found in associated method blank  
 N = Indicates presumptive evidence of a compound



## Misc. Forms

---

### Custody Documents and Other Forms

---

Includes the following where applicable:

- Chain of Custody



Shell Oil Products Chain Of Custody Record

- LAB (LOCATION)  
 XENCO ( )  
 CALSCIENCE ( )  
 TEST AMERICA ( )  
 SPL ( )  
 OTHER (ACCUTEST, Marlboro, MA)

Please Check Appropriate Box:

<input checked="" type="checkbox"/> ENV. SERVICES	<input type="checkbox"/> MOTIVA RETAIL	<input type="checkbox"/> SHELL RETAIL
<input type="checkbox"/> MOTIVA SDR&M	<input type="checkbox"/> CONSULTANT	<input type="checkbox"/> LUBES
<input type="checkbox"/> SHELL PIPELINE	<input type="checkbox"/> OTHER	

Print Bill To Contact Name: Dave Weeks  
 INCIDENT # (ENV SERVICES): 9 8 9 9 8 2 0 5  
 DATE: 4/24/08  
 PO # \_\_\_\_\_ SAP # \_\_\_\_\_  
 PAGE: 1 of 1

CONSULTANT COMPANY: Sovereign Consulting Inc.  
 ADDRESS: 9 Research Drive, Suite 2  
 CITY: Amherst, MA 01002  
 TELEPHONE: 413-253-2100 FAX: 413-253-1604 E-MAIL: erunstrom@sovereign.com

SITE ADDRESS (Street, City and State): 7 Harris Road, Nashua, NH  
 CONSULTANT PROJECT CONTACT (Report to): Eric Runstrom  
 CONSULTANT PROJECT NO.: EQ790  
 SAMPLER NAME(S) (Print): Justin Chery / Tina Karkas  
 LAB USE ONLY: M72947

TURNAROUND TIME (CALENDAR DAYS):  
 STANDARD (14 DAY)  5 DAYS  3 DAYS  2 DAYS  24 HOURS  RESULTS NEEDED ON WEEKEND  
 DELIVERABLES:  LEVEL 1  LEVEL 2  LEVEL 3  LEVEL 4  OTHER (SPECIFY) \_\_\_\_\_  
 TEMPERATURE ON RECEIPT C° Cooler #1 \_\_\_\_\_ Cooler #2 \_\_\_\_\_ Cooler #3 \_\_\_\_\_

REQUESTED ANALYSIS

SPECIAL INSTRUCTIONS OR NOTES :  
 Must achieve NHDES GW-1 and GW-2 standards.  
 SHELL CONTRACT RATE APPLIES  
 STATE REIMBURSEMENT RATE APPLIES  
 PROVIDE LEDD DISK

LAB USE ONLY	Field Sample Identification	SAMPLING		MATRIX	PRESERVATIVE						NO. OF CONT.	NH Long List VOCs See 8260	Container PID Readings or Laboratory Notes
		DATE	TIME		HCL	HNO3	H2SO4	NONE	OTHER				
-1	PZ-1	4/24	1205	GW	X						2	X	M72947-1
-2	SW-2	↓	1145	SW	X						2	X	-2

Relinquished by: (Signature) <i>[Signature]</i>	Received by: (Signature) <i>Son Stock</i>	Date: 4/24/08	Time: 1700
Relinquished by: (Signature) <i>Sorkidge (SDR)</i>	Received by: (Signature) <i>Wayne M...</i>	Date: 4-30-08	Time: 1230
Relinquished by: (Signature) <i>Wayne M...</i>	Received by: (Signature) <i>Wayne M...</i>	Date: 4-30-08	Time: 1415

1A2

1.5



31  
3



## GC/MS Volatiles

---

### QC Data Summaries

---

Includes the following where applicable:

- Method Blank Summaries
- Blank Spike Summaries
- Matrix Spike and Duplicate Summaries
- Surrogate Recovery Summaries

## Method Blank Summary

**Job Number:** M72947  
**Account:** SHELLWIC Shell Oil  
**Project:** SCMAA:98998205 7 Harris Road Nashua NH

Sample	File ID	DF	Analyzed	By	Prep Date	Prep Batch	Analytical Batch
MSM791-MB	M25388.D	1	05/07/08	SC	n/a	n/a	MSM791

The QC reported here applies to the following samples:

Method: SW846 8260B

M72947-1, M72947-2

CAS No.	Compound	Result	RL	Units	Q
67-64-1	Acetone	ND	5.0	ug/l	
71-43-2	Benzene	ND	0.50	ug/l	
108-86-1	Bromobenzene	ND	5.0	ug/l	
74-97-5	Bromochloromethane	ND	5.0	ug/l	
75-27-4	Bromodichloromethane	ND	1.0	ug/l	
75-25-2	Bromoform	ND	1.0	ug/l	
74-83-9	Bromomethane	ND	2.0	ug/l	
78-93-3	2-Butanone (MEK)	ND	5.0	ug/l	
104-51-8	n-Butylbenzene	ND	5.0	ug/l	
135-98-8	sec-Butylbenzene	ND	5.0	ug/l	
98-06-6	tert-Butylbenzene	ND	5.0	ug/l	
75-15-0	Carbon disulfide	ND	5.0	ug/l	
56-23-5	Carbon tetrachloride	ND	1.0	ug/l	
108-90-7	Chlorobenzene	ND	1.0	ug/l	
75-00-3	Chloroethane	ND	2.0	ug/l	
67-66-3	Chloroform	ND	1.0	ug/l	
74-87-3	Chloromethane	ND	2.0	ug/l	
95-49-8	o-Chlorotoluene	ND	5.0	ug/l	
106-43-4	p-Chlorotoluene	ND	5.0	ug/l	
108-20-3	Di-Isopropyl ether	ND	2.0	ug/l	
96-12-8	1,2-Dibromo-3-chloropropane	ND	5.0	ug/l	
124-48-1	Dibromochloromethane	ND	1.0	ug/l	
106-93-4	1,2-Dibromoethane	ND	2.0	ug/l	
95-50-1	1,2-Dichlorobenzene	ND	1.0	ug/l	
541-73-1	1,3-Dichlorobenzene	ND	1.0	ug/l	
106-46-7	1,4-Dichlorobenzene	ND	1.0	ug/l	
75-71-8	Dichlorodifluoromethane	ND	2.0	ug/l	
75-34-3	1,1-Dichloroethane	ND	1.0	ug/l	
107-06-2	1,2-Dichloroethane	ND	1.0	ug/l	
75-35-4	1,1-Dichloroethene	ND	1.0	ug/l	
156-59-2	cis-1,2-Dichloroethene	ND	1.0	ug/l	
156-60-5	trans-1,2-Dichloroethene	ND	1.0	ug/l	
78-87-5	1,2-Dichloropropane	ND	2.0	ug/l	
594-20-7	2,2-Dichloropropane	ND	5.0	ug/l	
563-58-6	1,1-Dichloropropene	ND	5.0	ug/l	
542-75-6	1,3-Dichloropropene	ND	1.0	ug/l	

## Method Blank Summary

**Job Number:** M72947  
**Account:** SHELLWIC Shell Oil  
**Project:** SCMAA:98998205 7 Harris Road Nashua NH

Sample	File ID	DF	Analyzed	By	Prep Date	Prep Batch	Analytical Batch
MSM791-MB	M25388.D	1	05/07/08	SC	n/a	n/a	MSM791

The QC reported here applies to the following samples:

Method: SW846 8260B

M72947-1, M72947-2

CAS No.	Compound	Result	RL	Units	Q
123-91-1	1,4-Dioxane	ND	25	ug/l	
60-29-7	Ethyl Ether	ND	5.0	ug/l	
100-41-4	Ethylbenzene	ND	1.0	ug/l	
87-68-3	Hexachlorobutadiene	ND	5.0	ug/l	
591-78-6	2-Hexanone	ND	5.0	ug/l	
98-82-8	Isopropylbenzene	ND	5.0	ug/l	
99-87-6	p-Isopropyltoluene	ND	5.0	ug/l	
1634-04-4	Methyl Tert Butyl Ether	ND	1.0	ug/l	
108-10-1	4-Methyl-2-pentanone (MIBK)	ND	5.0	ug/l	
74-95-3	Methylene bromide	ND	5.0	ug/l	
75-09-2	Methylene chloride	ND	2.0	ug/l	
91-20-3	Naphthalene	ND	5.0	ug/l	
103-65-1	n-Propylbenzene	ND	5.0	ug/l	
100-42-5	Styrene	ND	5.0	ug/l	
994-05-8	tert-Amyl Methyl Ether	ND	2.0	ug/l	
75-65-0	Tert Butyl Alcohol	ND	20	ug/l	
637-92-3	tert-Butyl Ethyl Ether	ND	2.0	ug/l	
630-20-6	1,1,1,2-Tetrachloroethane	ND	5.0	ug/l	
79-34-5	1,1,2,2-Tetrachloroethane	ND	1.0	ug/l	
127-18-4	Tetrachloroethene	ND	1.0	ug/l	
109-99-9	Tetrahydrofuran	ND	10	ug/l	
108-88-3	Toluene	ND	1.0	ug/l	
87-61-6	1,2,3-Trichlorobenzene	ND	5.0	ug/l	
120-82-1	1,2,4-Trichlorobenzene	ND	5.0	ug/l	
71-55-6	1,1,1-Trichloroethane	ND	1.0	ug/l	
79-00-5	1,1,2-Trichloroethane	ND	1.0	ug/l	
79-01-6	Trichloroethene	ND	1.0	ug/l	
75-69-4	Trichlorofluoromethane	ND	1.0	ug/l	
96-18-4	1,2,3-Trichloropropane	ND	5.0	ug/l	
95-63-6	1,2,4-Trimethylbenzene	ND	5.0	ug/l	
108-67-8	1,3,5-Trimethylbenzene	ND	5.0	ug/l	
75-01-4	Vinyl chloride	ND	1.0	ug/l	
1330-20-7	Xylene (total)	ND	1.0	ug/l	



## Method Blank Summary

**Job Number:** M72947  
**Account:** SHELLWIC Shell Oil  
**Project:** SCMAA:98998205 7 Harris Road Nashua NH

Sample	File ID	DF	Analyzed	By	Prep Date	Prep Batch	Analytical Batch
MSM791-MB	M25388.D	1	05/07/08	SC	n/a	n/a	MSM791

The QC reported here applies to the following samples:

Method: SW846 8260B

M72947-1, M72947-2

CAS No.	Surrogate Recoveries	Limits	
1868-53-7	Dibromofluoromethane	104%	79-130%
2037-26-5	Toluene-D8	99%	80-120%
460-00-4	4-Bromofluorobenzene	103%	84-115%

# Blank Spike/Blank Spike Duplicate Summary

**Job Number:** M72947  
**Account:** SHELLWIC Shell Oil  
**Project:** SCMAA:98998205 7 Harris Road Nashua NH

Sample	File ID	DF	Analyzed	By	Prep Date	Prep Batch	Analytical Batch
MSM791-BS	M25385.D	1	05/07/08	SC	n/a	n/a	MSM791
MSM791-BSD	M25386.D	1	05/07/08	SC	n/a	n/a	MSM791

The QC reported here applies to the following samples:

Method: SW846 8260B

M72947-1, M72947-2

CAS No.	Compound	Spike ug/l	BSP ug/l	BSP %	BSD ug/l	BSD %	RPD	Limits Rec/RPD
67-64-1	Acetone	50	52.9	106	49.5	99	7	30-150/25
71-43-2	Benzene	50	51.7	103	49.7	99	4	78-120/25
108-86-1	Bromobenzene	50	51.4	103	49.2	98	4	76-120/25
74-97-5	Bromochloromethane	50	53.6	107	50.3	101	6	76-126/25
75-27-4	Bromodichloromethane	50	59.0	118	57.0	114	3	70-137/25
75-25-2	Bromoform	50	49.9	100	48.2	96	3	66-136/25
74-83-9	Bromomethane	50	55.0	110	52.7	105	4	50-143/25
78-93-3	2-Butanone (MEK)	50	58.1	116	54.4	109	7	53-150/25
104-51-8	n-Butylbenzene	50	58.4	117	52.6	105	10	70-141/25
135-98-8	sec-Butylbenzene	50	56.0	112	51.8	104	8	74-130/25
98-06-6	tert-Butylbenzene	50	55.1	110	51.6	103	7	73-134/25
75-15-0	Carbon disulfide	50	54.9	110	50.4	101	9	56-147/25
56-23-5	Carbon tetrachloride	50	58.7	117	55.9	112	5	64-151/25
108-90-7	Chlorobenzene	50	51.6	103	49.8	100	4	75-120/25
75-00-3	Chloroethane	50	57.5	115	53.7	107	7	50-160/25
67-66-3	Chloroform	50	51.3	103	49.3	99	4	73-130/25
74-87-3	Chloromethane	50	52.5	105	48.9	98	7	40-150/25
95-49-8	o-Chlorotoluene	50	52.4	105	50.0	100	5	75-125/25
106-43-4	p-Chlorotoluene	50	51.6	103	49.3	99	5	73-127/25
108-20-3	Di-Isopropyl ether	50	50.4	101	48.7	97	3	56-145/25
96-12-8	1,2-Dibromo-3-chloropropane	50	51.5	103	50.1	100	3	53-149/25
124-48-1	Dibromochloromethane	50	56.7	113	54.8	110	3	77-130/25
106-93-4	1,2-Dibromoethane	50	53.2	106	51.6	103	3	70-134/25
95-50-1	1,2-Dichlorobenzene	50	53.5	107	50.9	102	5	76-122/25
541-73-1	1,3-Dichlorobenzene	50	53.2	106	50.6	101	5	73-124/25
106-46-7	1,4-Dichlorobenzene	50	52.1	104	50.1	100	4	73-123/25
75-71-8	Dichlorodifluoromethane	50	43.0	86	40.6	81	6	10-150/25
75-34-3	1,1-Dichloroethane	50	53.0	106	51.5	103	3	71-130/25
107-06-2	1,2-Dichloroethane	50	54.9	110	52.8	106	4	63-145/25
75-35-4	1,1-Dichloroethene	50	57.0	114	54.9	110	4	70-128/25
156-59-2	cis-1,2-Dichloroethene	50	51.8	104	50.4	101	3	70-123/25
156-60-5	trans-1,2-Dichloroethene	50	57.2	114	49.6	99	14	70-126/25
78-87-5	1,2-Dichloropropane	50	51.5	103	49.7	99	4	76-124/25
594-20-7	2,2-Dichloropropane	50	56.7	113	54.6	109	4	30-150/25
563-58-6	1,1-Dichloropropene	50	53.4	107	51.6	103	3	76-128/25
542-75-6	1,3-Dichloropropene	100	108	108	104	104	4	61-140/25

4.2  
4

# Blank Spike/Blank Spike Duplicate Summary

**Job Number:** M72947  
**Account:** SHELLWIC Shell Oil  
**Project:** SCMAA:98998205 7 Harris Road Nashua NH

Sample	File ID	DF	Analyzed	By	Prep Date	Prep Batch	Analytical Batch
MSM791-BS	M25385.D	1	05/07/08	SC	n/a	n/a	MSM791
MSM791-BSD	M25386.D	1	05/07/08	SC	n/a	n/a	MSM791

The QC reported here applies to the following samples:

Method: SW846 8260B

M72947-1, M72947-2

CAS No.	Compound	Spike ug/l	BSP ug/l	BSP %	BSD ug/l	BSD %	RPD	Limits Rec/RPD
123-91-1	1,4-Dioxane	250	277	111	253	101	9	43-163/25
60-29-7	Ethyl Ether	50	53.0	106	51.3	103	3	60-141/25
100-41-4	Ethylbenzene	50	51.7	103	49.7	99	4	79-123/25
87-68-3	Hexachlorobutadiene	50	60.2	120	51.0	102	17	60-148/25
591-78-6	2-Hexanone	50	52.4	105	49.8	100	5	52-146/25
98-82-8	Isopropylbenzene	50	52.8	106	50.6	101	4	75-128/25
99-87-6	p-Isopropyltoluene	50	55.4	111	50.9	102	8	73-130/25
1634-04-4	Methyl Tert Butyl Ether	50	63.4	127	54.5	109	15	70-130/25
108-10-1	4-Methyl-2-pentanone (MIBK)	50	50.3	101	48.1	96	4	60-145/25
74-95-3	Methylene bromide	50	54.3	109	53.3	107	2	76-127/25
75-09-2	Methylene chloride	50	50.6	101	48.0	96	5	70-130/25
91-20-3	Naphthalene	50	56.4	113	53.7	107	5	62-140/25
103-65-1	n-Propylbenzene	50	54.9	110	51.7	103	6	73-130/25
100-42-5	Styrene	50	53.9	108	51.6	103	4	70-129/25
994-05-8	tert-Amyl Methyl Ether	50	54.4	109	52.8	106	3	51-138/25
75-65-0	Tert Butyl Alcohol	500	541	108	515	103	5	60-146/25
637-92-3	tert-Butyl Ethyl Ether	50	59.2	118	57.0	114	4	46-147/25
630-20-6	1,1,1,2-Tetrachloroethane	50	53.4	107	51.1	102	4	81-126/25
79-34-5	1,1,2,2-Tetrachloroethane	50	47.1	94	48.6	97	3	63-142/25
127-18-4	Tetrachloroethene	50	51.3	103	48.3	97	6	70-130/25
109-99-9	Tetrahydrofuran	50	46.5	93	46.0	92	1	50-147/25
108-88-3	Toluene	50	52.3	105	50.2	100	4	77-121/25
87-61-6	1,2,3-Trichlorobenzene	50	56.2	112	50.9	102	10	70-130/25
120-82-1	1,2,4-Trichlorobenzene	50	54.1	108	49.0	98	10	64-136/25
71-55-6	1,1,1-Trichloroethane	50	57.3	115	55.0	110	4	70-142/25
79-00-5	1,1,2-Trichloroethane	50	51.9	104	49.9	100	4	79-123/25
79-01-6	Trichloroethene	50	56.5	113	50.7	101	11	72-128/25
75-69-4	Trichlorofluoromethane	50	57.2	114	55.7	111	3	54-151/25
96-18-4	1,2,3-Trichloropropane	50	50.7	101	50.1	100	1	70-130/25
95-63-6	1,2,4-Trimethylbenzene	50	51.8	104	49.1	98	5	73-130/25
108-67-8	1,3,5-Trimethylbenzene	50	52.7	105	50.3	101	5	73-130/25
75-01-4	Vinyl chloride	50	54.1	108	51.3	103	5	45-150/25
1330-20-7	Xylene (total)	150	157	105	150	100	5	76-126/25

4.2  
4

# Blank Spike/Blank Spike Duplicate Summary

**Job Number:** M72947  
**Account:** SHELLWIC Shell Oil  
**Project:** SCMAA:98998205 7 Harris Road Nashua NH

Sample	File ID	DF	Analyzed	By	Prep Date	Prep Batch	Analytical Batch
MSM791-BS	M25385.D	1	05/07/08	SC	n/a	n/a	MSM791
MSM791-BSD	M25386.D	1	05/07/08	SC	n/a	n/a	MSM791

The QC reported here applies to the following samples:

Method: SW846 8260B

M72947-1, M72947-2

CAS No.	Surrogate Recoveries	BSP	BSD	Limits
1868-53-7	Dibromofluoromethane	104%	105%	79-130%
2037-26-5	Toluene-D8	101%	100%	80-120%
460-00-4	4-Bromofluorobenzene	99%	99%	84-115%

4.2  
4

# Matrix Spike/Matrix Spike Duplicate Summary

**Job Number:** M72947  
**Account:** SHELLWIC Shell Oil  
**Project:** SCMAA:98998205 7 Harris Road Nashua NH

Sample	File ID	DF	Analyzed	By	Prep Date	Prep Batch	Analytical Batch
M72946-1MS	M25409.D	5	05/07/08	SC	n/a	n/a	MSM791
M72946-1MSD	M25410.D	5	05/07/08	SC	n/a	n/a	MSM791
M72946-1	M25398.D	1	05/07/08	SC	n/a	n/a	MSM791

The QC reported here applies to the following samples:

Method: SW846 8260B

M72947-1, M72947-2

CAS No.	Compound	M72946-1 ug/l	Spike Q ug/l	MS ug/l	MS %	MSD ug/l	MSD %	RPD	Limits Rec/RPD
67-64-1	Acetone	ND	250	226	90	220	88	3	20-150/30
71-43-2	Benzene	ND	250	285	114	261	104	9	70-130/30
108-86-1	Bromobenzene	ND	250	272	109	257	103	6	71-121/30
74-97-5	Bromochloromethane	ND	250	280	112	263	105	6	73-131/30
75-27-4	Bromodichloromethane	ND	250	333	133	301	120	10	64-144/30
75-25-2	Bromoform	ND	250	269	108	253	101	6	57-133/30
74-83-9	Bromomethane	ND	250	127	51	195	78	42* a	40-146/30
78-93-3	2-Butanone (MEK)	ND	250	306	122	288	115	6	34-150/30
104-51-8	n-Butylbenzene	ND	250	311	124	293	117	6	61-142/30
135-98-8	sec-Butylbenzene	ND	250	295	118	278	111	6	70-130/30
98-06-6	tert-Butylbenzene	ND	250	290	116	271	108	7	70-137/30
75-15-0	Carbon disulfide	ND	250	281	112	270	108	4	42-151/30
56-23-5	Carbon tetrachloride	ND	250	330	132	306	122	8	56-158/30
108-90-7	Chlorobenzene	ND	250	279	112	259	104	7	72-122/30
75-00-3	Chloroethane	ND	250	319	128	316	126	1	46-169/30
67-66-3	Chloroform	ND	250	289	116	267	107	8	70-141/30
74-87-3	Chloromethane	ND	250	216	86	235	94	8	33-150/30
95-49-8	o-Chlorotoluene	ND	250	282	113	264	106	7	59-147/30
106-43-4	p-Chlorotoluene	ND	250	281	112	264	106	6	70-130/30
108-20-3	Di-Isopropyl ether	ND	250	268	107	253	101	6	54-155/30
96-12-8	1,2-Dibromo-3-chloropropane	ND	250	284	114	269	108	5	47-156/30
124-48-1	Dibromochloromethane	ND	250	312	125	288	115	8	70-130/30
106-93-4	1,2-Dibromoethane	ND	250	290	116	269	108	8	65-138/30
95-50-1	1,2-Dichlorobenzene	ND	250	285	114	272	109	5	72-123/30
541-73-1	1,3-Dichlorobenzene	ND	250	287	115	267	107	7	70-124/30
106-46-7	1,4-Dichlorobenzene	ND	250	276	110	261	104	6	70-124/30
75-71-8	Dichlorodifluoromethane	ND	250	235	94	226	90	4	10-150/30
75-34-3	1,1-Dichloroethane	ND	250	292	117	272	109	7	70-141/30
107-06-2	1,2-Dichloroethane	ND	250	310	124	284	114	9	60-153/30
75-35-4	1,1-Dichloroethene	ND	250	309	124	296	118	4	63-134/30
156-59-2	cis-1,2-Dichloroethene	ND	250	285	114	265	106	7	64-130/30
156-60-5	trans-1,2-Dichloroethene	ND	250	304	122	262	105	15	70-130/30
78-87-5	1,2-Dichloropropane	ND	250	285	114	256	102	11	73-130/30
594-20-7	2,2-Dichloropropane	ND	250	481	192* b	445	178* b	8	30-150/30
563-58-6	1,1-Dichloropropene	ND	250	297	119	273	109	8	73-134/30
542-75-6	1,3-Dichloropropene	ND	500	641	128	585	117	9	53-143/30

4.3  
4

# Matrix Spike/Matrix Spike Duplicate Summary

**Job Number:** M72947  
**Account:** SHELLWIC Shell Oil  
**Project:** SCMAA:98998205 7 Harris Road Nashua NH

Sample	File ID	DF	Analyzed	By	Prep Date	Prep Batch	Analytical Batch
M72946-1MS	M25409.D	5	05/07/08	SC	n/a	n/a	MSM791
M72946-1MSD	M25410.D	5	05/07/08	SC	n/a	n/a	MSM791
M72946-1	M25398.D	1	05/07/08	SC	n/a	n/a	MSM791

The QC reported here applies to the following samples:

Method: SW846 8260B

M72947-1, M72947-2

CAS No.	Compound	M72946-1 ug/l	Spike Q ug/l	MS ug/l	MS %	MSD ug/l	MSD %	RPD	Limits Rec/RPD
123-91-1	1,4-Dioxane	ND	1250	1520	122	1370	110	10	43-157/30
60-29-7	Ethyl Ether	ND	250	271	108	269	108	1	57-146/30
100-41-4	Ethylbenzene	ND	250	284	114	259	104	9	60-138/30
87-68-3	Hexachlorobutadiene	ND	250	301	120	287	115	5	54-135/30
591-78-6	2-Hexanone	ND	250	269	108	249	100	8	32-148/30
98-82-8	Isopropylbenzene	ND	250	283	113	266	106	6	70-130/30
99-87-6	p-Isopropyltoluene	ND	250	291	116	271	108	7	70-130/30
1634-04-4	Methyl Tert Butyl Ether	2.2	250	346	138	294	117	16	54-144/30
108-10-1	4-Methyl-2-pentanone (MIBK)	ND	250	268	107	243	97	10	53-151/30
74-95-3	Methylene bromide	ND	250	311	124	280	112	10	73-136/30
75-09-2	Methylene chloride	ND	250	274	110	261	104	5	64-140/30
91-20-3	Naphthalene	ND	250	285	114	270	108	5	48-143/30
103-65-1	n-Propylbenzene	ND	250	291	116	275	110	6	65-136/30
100-42-5	Styrene	ND	250	287	115	261	104	9	61-130/30
994-05-8	tert-Amyl Methyl Ether	ND	250	298	119	280	112	6	47-142/30
75-65-0	Tert Butyl Alcohol	ND	2500	2930	117	2690	108	9	60-148/30
637-92-3	tert-Butyl Ethyl Ether	ND	250	322	129	307	123	5	46-151/30
630-20-6	1,1,1,2-Tetrachloroethane	ND	250	293	117	268	107	9	78-128/30
79-34-5	1,1,2,2-Tetrachloroethane	ND	250	275	110	258	103	6	60-150/30
127-18-4	Tetrachloroethene	ND	250	272	109	250	100	8	70-130/30
109-99-9	Tetrahydrofuran	ND	250	245	98	233	93	5	40-150/30
108-88-3	Toluene	ND	250	291	116	261	104	11	66-134/30
87-61-6	1,2,3-Trichlorobenzene	ND	250	286	114	271	108	5	57-127/30
120-82-1	1,2,4-Trichlorobenzene	ND	250	280	112	267	107	5	57-130/30
71-55-6	1,1,1-Trichloroethane	ND	250	330	132	303	121	9	62-153/30
79-00-5	1,1,2-Trichloroethane	ND	250	290	116	259	104	11	77-127/30
79-01-6	Trichloroethene	ND	250	285	114	263	105	8	66-132/30
75-69-4	Trichlorofluoromethane	ND	250	322	129	307	123	5	48-161/30
96-18-4	1,2,3-Trichloropropane	ND	250	278	111	266	106	4	61-138/30
95-63-6	1,2,4-Trimethylbenzene	ND	250	277	111	258	103	7	54-143/30
108-67-8	1,3,5-Trimethylbenzene	ND	250	282	113	259	104	9	62-139/30
75-01-4	Vinyl chloride	ND	250	266	106	271	108	2	38-150/30
1330-20-7	Xylene (total)	ND	750	857	114	782	104	9	58-139/30

4.3  
4

# Matrix Spike/Matrix Spike Duplicate Summary

**Job Number:** M72947  
**Account:** SHELLWIC Shell Oil  
**Project:** SCMAA:98998205 7 Harris Road Nashua NH

Sample	File ID	DF	Analyzed	By	Prep Date	Prep Batch	Analytical Batch
M72946-1MS	M25409.D	5	05/07/08	SC	n/a	n/a	MSM791
M72946-1MSD	M25410.D	5	05/07/08	SC	n/a	n/a	MSM791
M72946-1	M25398.D	1	05/07/08	SC	n/a	n/a	MSM791

The QC reported here applies to the following samples:

Method: SW846 8260B

M72947-1, M72947-2

CAS No.	Surrogate Recoveries	MS	MSD	M72946-1	Limits
1868-53-7	Dibromofluoromethane	106%	108%	106%	79-130%
2037-26-5	Toluene-D8	104%	101%	101%	80-120%
460-00-4	4-Bromofluorobenzene	97%	98%	102%	84-115%

- (a) High RPD due to possible matrix interference and/or sample non-homogeneity.
- (b) Outside control limits due to possible matrix interference. Refer to Blank Spike.

4.3  
4

# Volatile Surrogate Recovery Summary

**Job Number:** M72947  
**Account:** SHELLWIC Shell Oil  
**Project:** SCMAA:98998205 7 Harris Road Nashua NH

<b>Method:</b> SW846 8260B	<b>Matrix:</b> AQ
----------------------------	-------------------

Samples and QC shown here apply to the above method

Lab Sample ID	Lab File ID	S1	S2	S3
M72947-1	M25407.D	108.0	100.0	102.0
M72947-2	M25408.D	107.0	102.0	102.0
M72946-1MS	M25409.D	106.0	104.0	97.0
M72946-1MSD	M25410.D	108.0	101.0	98.0
MSM791-BS	M25385.D	104.0	101.0	99.0
MSM791-BSD	M25386.D	105.0	100.0	99.0
MSM791-MB	M25388.D	104.0	99.0	103.0

Surrogate Compounds	Recovery Limits
---------------------	-----------------

S1 = Dibromofluoromethane	79-130%
S2 = Toluene-D8	80-120%
S3 = 4-Bromofluorobenzene	84-115%

4.4  
4





## Technical Report for

Shell Oil

SCMAA:98998205 (REIMBNH) 7 Harris Road Nashua NH

EQ 790

Accutest Job Number: M78769

Sampling Date: 11/14/08

Report to:

Sovereign Consulting, Inc.

erunstrom@sovcon.com

ATTN: Eric Runstrom

Total number of pages in report: **33**



Test results contained within this data package meet the requirements of the National Environmental Laboratory Accreditation Conference and/or state specific certification programs as applicable.

*Reza Pand*  
Reza Pand  
Lab Director

Client Service contact: Kristen Blanchard 508-481-6200

Certifications: MA (M-MA136) CT (PH-0109) NH (2502) RI (00071) ME (MA0136) FL (E87579)  
NY (11791) NJ (MA926) PA (68-01121) NC (653) IL (200018) NAVY USACE

This report shall not be reproduced, except in its entirety, without the written approval of Accutest Laboratories.  
Test results relate only to samples analyzed.



# Table of Contents

-1-

<b>Section 1: Sample Summary .....</b>	<b>3</b>
<b>Section 2: Sample Results .....</b>	<b>4</b>
<b>2.1: M78769-1: MW-4 .....</b>	<b>5</b>
<b>2.2: M78769-2: MW-6 .....</b>	<b>9</b>
<b>2.3: M78769-3: MW-22 .....</b>	<b>13</b>
<b>2.4: M78769-4: MW-23 .....</b>	<b>17</b>
<b>2.5: M78769-5: MW-24 .....</b>	<b>20</b>
<b>2.6: M78769-6: PZ-3 .....</b>	<b>23</b>
<b>2.7: M78769-7: SW-1 .....</b>	<b>26</b>
<b>2.8: M78769-8: SW-3 .....</b>	<b>29</b>
<b>Section 3: Misc. Forms .....</b>	<b>32</b>
<b>3.1: Chain of Custody .....</b>	<b>33</b>



## Sample Summary

Shell Oil

**Job No:** M78769

SCMAA:98998205 (REIMBNH) 7 Harris Road Nashua NH  
 Project No: EQ 790

Sample Number	Collected		Received	Matrix		Client Sample ID
	Date	Time By		Code	Type	
M78769-1	11/14/08	12:50 MG	11/18/08	AQ	Ground Water	MW-4
M78769-2	11/14/08	11:30 MG	11/18/08	AQ	Ground Water	MW-6
M78769-3	11/14/08	12:15 MG	11/18/08	AQ	Ground Water	MW-22
M78769-4	11/14/08	11:45 MG	11/18/08	AQ	Ground Water	MW-23
M78769-5	11/14/08	12:40 MG	11/18/08	AQ	Ground Water	MW-24
M78769-6	11/14/08	11:20 MG	11/18/08	AQ	Ground Water	PZ-3
M78769-7	11/14/08	10:50 MG	11/18/08	AQ	Surface Water	SW-1
M78769-8	11/14/08	10:30 MG	11/18/08	AQ	Surface Water	SW-3



## Sample Results

---

## Report of Analysis

---

## Report of Analysis

<b>Client Sample ID:</b>	MW-4	<b>Date Sampled:</b>	11/14/08
<b>Lab Sample ID:</b>	M78769-1	<b>Date Received:</b>	11/18/08
<b>Matrix:</b>	AQ - Ground Water	<b>Percent Solids:</b>	n/a
<b>Method:</b>	SW846 8260B		
<b>Project:</b>	SCMAA:98998205 (REIMBNH) 7 Harris Road Nashua NH		

Run #	File ID	DF	Analyzed	By	Prep Date	Prep Batch	Analytical Batch
Run #1	G86375.D	1	11/24/08	EL	n/a	n/a	MSG3487
Run #2							

Run #	Purge Volume
Run #1	5.0 ml
Run #2	

## VOA NH Full List

CAS No.	Compound	Result	RL	Units	Q
67-64-1	Acetone	ND	5.0	ug/l	
71-43-2	Benzene	ND	0.50	ug/l	
108-86-1	Bromobenzene	ND	5.0	ug/l	
74-97-5	Bromochloromethane	ND	5.0	ug/l	
75-27-4	Bromodichloromethane	ND	1.0	ug/l	
75-25-2	Bromoform	ND	1.0	ug/l	
74-83-9	Bromomethane	ND	2.0	ug/l	
78-93-3	2-Butanone (MEK)	ND	5.0	ug/l	
104-51-8	n-Butylbenzene	ND	5.0	ug/l	
135-98-8	sec-Butylbenzene	ND	5.0	ug/l	
98-06-6	tert-Butylbenzene	ND	5.0	ug/l	
75-15-0	Carbon disulfide	ND	5.0	ug/l	
56-23-5	Carbon tetrachloride	ND	1.0	ug/l	
108-90-7	Chlorobenzene	ND	1.0	ug/l	
75-00-3	Chloroethane	ND	2.0	ug/l	
67-66-3	Chloroform	ND	1.0	ug/l	
74-87-3	Chloromethane	ND	2.0	ug/l	
95-49-8	o-Chlorotoluene	ND	5.0	ug/l	
106-43-4	p-Chlorotoluene	ND	5.0	ug/l	
108-20-3	Di-Isopropyl ether	ND	2.0	ug/l	
96-12-8	1,2-Dibromo-3-chloropropane	ND	5.0	ug/l	
124-48-1	Dibromochloromethane	ND	1.0	ug/l	
106-93-4	1,2-Dibromoethane	ND	2.0	ug/l	
95-50-1	1,2-Dichlorobenzene	ND	1.0	ug/l	
541-73-1	1,3-Dichlorobenzene	ND	1.0	ug/l	
106-46-7	1,4-Dichlorobenzene	ND	1.0	ug/l	
75-71-8	Dichlorodifluoromethane	ND	2.0	ug/l	
75-34-3	1,1-Dichloroethane	ND	1.0	ug/l	
107-06-2	1,2-Dichloroethane	ND	1.0	ug/l	
75-35-4	1,1-Dichloroethene	ND	1.0	ug/l	
156-59-2	cis-1,2-Dichloroethene	ND	1.0	ug/l	
156-60-5	trans-1,2-Dichloroethene	ND	1.0	ug/l	

ND = Not detected

RL = Reporting Limit

E = Indicates value exceeds calibration range

J = Indicates an estimated value

B = Indicates analyte found in associated method blank

N = Indicates presumptive evidence of a compound

## Report of Analysis

<b>Client Sample ID:</b>	MW-4	<b>Date Sampled:</b>	11/14/08
<b>Lab Sample ID:</b>	M78769-1	<b>Date Received:</b>	11/18/08
<b>Matrix:</b>	AQ - Ground Water	<b>Percent Solids:</b>	n/a
<b>Method:</b>	SW846 8260B		
<b>Project:</b>	SCMAA:98998205 (REIMBNH) 7 Harris Road Nashua NH		

## VOA NH Full List

CAS No.	Compound	Result	RL	Units	Q
78-87-5	1,2-Dichloropropane	ND	2.0	ug/l	
594-20-7	2,2-Dichloropropane	ND	5.0	ug/l	
563-58-6	1,1-Dichloropropene	ND	5.0	ug/l	
542-75-6	1,3-Dichloropropene	ND	1.0	ug/l	
123-91-1	1,4-Dioxane	ND	25	ug/l	
64-17-5	Ethanol	ND	200	ug/l	
60-29-7	Ethyl Ether	ND	5.0	ug/l	
100-41-4	Ethylbenzene	ND	1.0	ug/l	
87-68-3	Hexachlorobutadiene	ND	5.0	ug/l	
591-78-6	2-Hexanone	ND	5.0	ug/l	
98-82-8	Isopropylbenzene	ND	5.0	ug/l	
99-87-6	p-Isopropyltoluene	ND	5.0	ug/l	
1634-04-4	Methyl Tert Butyl Ether	2.1	1.0	ug/l	
108-10-1	4-Methyl-2-pentanone (MIBK)	ND	5.0	ug/l	
74-95-3	Methylene bromide	ND	5.0	ug/l	
75-09-2	Methylene chloride	ND	2.0	ug/l	
91-20-3	Naphthalene	ND	5.0	ug/l	
103-65-1	n-Propylbenzene	ND	5.0	ug/l	
100-42-5	Styrene	ND	5.0	ug/l	
994-05-8	tert-Amyl Methyl Ether	ND	2.0	ug/l	
75-65-0	Tert Butyl Alcohol	ND	20	ug/l	
637-92-3	tert-Butyl Ethyl Ether	ND	2.0	ug/l	
630-20-6	1,1,1,2-Tetrachloroethane	ND	5.0	ug/l	
79-34-5	1,1,2,2-Tetrachloroethane	ND	1.0	ug/l	
127-18-4	Tetrachloroethene	ND	1.0	ug/l	
109-99-9	Tetrahydrofuran	ND	10	ug/l	
108-88-3	Toluene	ND	1.0	ug/l	
87-61-6	1,2,3-Trichlorobenzene	ND	5.0	ug/l	
120-82-1	1,2,4-Trichlorobenzene	ND	5.0	ug/l	
71-55-6	1,1,1-Trichloroethane	ND	1.0	ug/l	
79-00-5	1,1,2-Trichloroethane	ND	1.0	ug/l	
79-01-6	Trichloroethene	ND	1.0	ug/l	
75-69-4	Trichlorofluoromethane	ND	1.0	ug/l	
96-18-4	1,2,3-Trichloropropane	ND	5.0	ug/l	
95-63-6	1,2,4-Trimethylbenzene	ND	5.0	ug/l	
108-67-8	1,3,5-Trimethylbenzene	ND	5.0	ug/l	
75-01-4	Vinyl chloride	ND	1.0	ug/l	
1330-20-7	Xylene (total)	ND	1.0	ug/l	

ND = Not detected

RL = Reporting Limit

E = Indicates value exceeds calibration range

J = Indicates an estimated value

B = Indicates analyte found in associated method blank

N = Indicates presumptive evidence of a compound

## Report of Analysis

<b>Client Sample ID:</b>	MW-4	<b>Date Sampled:</b>	11/14/08
<b>Lab Sample ID:</b>	M78769-1	<b>Date Received:</b>	11/18/08
<b>Matrix:</b>	AQ - Ground Water	<b>Percent Solids:</b>	n/a
<b>Method:</b>	SW846 8260B		
<b>Project:</b>	SCMAA:98998205 (REIMBNH) 7 Harris Road Nashua NH		

### VOA NH Full List

CAS No.	Surrogate Recoveries	Run# 1	Run# 2	Limits
1868-53-7	Dibromofluoromethane	99%		79-130%
2037-26-5	Toluene-D8	94%		80-120%
460-00-4	4-Bromofluorobenzene	101%		80-120%

ND = Not detected  
 RL = Reporting Limit  
 E = Indicates value exceeds calibration range

J = Indicates an estimated value  
 B = Indicates analyte found in associated method blank  
 N = Indicates presumptive evidence of a compound

## Report of Analysis

<b>Client Sample ID:</b> MW-4		
<b>Lab Sample ID:</b> M78769-1		<b>Date Sampled:</b> 11/14/08
<b>Matrix:</b> AQ - Ground Water		<b>Date Received:</b> 11/18/08
<b>Method:</b> EPA 504 EPA 504		<b>Percent Solids:</b> n/a
<b>Project:</b> SCMAA:98998205 (REIMBNH) 7 Harris Road Nashua NH		

	File ID	DF	Analyzed	By	Prep Date	Prep Batch	Analytical Batch
Run #1	EF66300.D	1	11/25/08	SL	11/23/08	OP17350	GEF3086
Run #2							

	Initial Volume	Final Volume
Run #1	35.7 ml	2.0 ml
Run #2		

CAS No.	Compound	Result	RL	Units	Q
106-93-4	1,2-Dibromoethane	ND	0.015	ug/l	

CAS No.	Surrogate Recoveries	Run# 1	Run# 2	Limits
460-00-4	Bromofluorobenzene (S)	105%		26-158%
460-00-4	Bromofluorobenzene (S)	125%		26-158%

ND = Not detected  
 RL = Reporting Limit  
 E = Indicates value exceeds calibration range

J = Indicates an estimated value  
 B = Indicates analyte found in associated method blank  
 N = Indicates presumptive evidence of a compound



## Report of Analysis

<b>Client Sample ID:</b>	MW-6	<b>Date Sampled:</b>	11/14/08
<b>Lab Sample ID:</b>	M78769-2	<b>Date Received:</b>	11/18/08
<b>Matrix:</b>	AQ - Ground Water	<b>Percent Solids:</b>	n/a
<b>Method:</b>	SW846 8260B		
<b>Project:</b>	SCMAA:98998205 (REIMBNH) 7 Harris Road Nashua NH		

Run #	File ID	DF	Analyzed	By	Prep Date	Prep Batch	Analytical Batch
Run #1	G86366.D	1	11/24/08	EL	n/a	n/a	MSG3487
Run #2							

Run #	Purge Volume
Run #1	5.0 ml
Run #2	

## VOA NH Full List

CAS No.	Compound	Result	RL	Units	Q
67-64-1	Acetone	ND	5.0	ug/l	
71-43-2	Benzene	ND	0.50	ug/l	
108-86-1	Bromobenzene	ND	5.0	ug/l	
74-97-5	Bromochloromethane	ND	5.0	ug/l	
75-27-4	Bromodichloromethane	ND	1.0	ug/l	
75-25-2	Bromoform	ND	1.0	ug/l	
74-83-9	Bromomethane	ND	2.0	ug/l	
78-93-3	2-Butanone (MEK)	ND	5.0	ug/l	
104-51-8	n-Butylbenzene	ND	5.0	ug/l	
135-98-8	sec-Butylbenzene	ND	5.0	ug/l	
98-06-6	tert-Butylbenzene	ND	5.0	ug/l	
75-15-0	Carbon disulfide	ND	5.0	ug/l	
56-23-5	Carbon tetrachloride	ND	1.0	ug/l	
108-90-7	Chlorobenzene	ND	1.0	ug/l	
75-00-3	Chloroethane	ND	2.0	ug/l	
67-66-3	Chloroform	ND	1.0	ug/l	
74-87-3	Chloromethane	ND	2.0	ug/l	
95-49-8	o-Chlorotoluene	ND	5.0	ug/l	
106-43-4	p-Chlorotoluene	ND	5.0	ug/l	
108-20-3	Di-Isopropyl ether	ND	2.0	ug/l	
96-12-8	1,2-Dibromo-3-chloropropane	ND	5.0	ug/l	
124-48-1	Dibromochloromethane	ND	1.0	ug/l	
106-93-4	1,2-Dibromoethane	ND	2.0	ug/l	
95-50-1	1,2-Dichlorobenzene	ND	1.0	ug/l	
541-73-1	1,3-Dichlorobenzene	ND	1.0	ug/l	
106-46-7	1,4-Dichlorobenzene	ND	1.0	ug/l	
75-71-8	Dichlorodifluoromethane	ND	2.0	ug/l	
75-34-3	1,1-Dichloroethane	ND	1.0	ug/l	
107-06-2	1,2-Dichloroethane	ND	1.0	ug/l	
75-35-4	1,1-Dichloroethene	ND	1.0	ug/l	
156-59-2	cis-1,2-Dichloroethene	ND	1.0	ug/l	
156-60-5	trans-1,2-Dichloroethene	ND	1.0	ug/l	

ND = Not detected

RL = Reporting Limit

E = Indicates value exceeds calibration range

J = Indicates an estimated value

B = Indicates analyte found in associated method blank

N = Indicates presumptive evidence of a compound

## Report of Analysis

<b>Client Sample ID:</b>	MW-6	<b>Date Sampled:</b>	11/14/08
<b>Lab Sample ID:</b>	M78769-2	<b>Date Received:</b>	11/18/08
<b>Matrix:</b>	AQ - Ground Water	<b>Percent Solids:</b>	n/a
<b>Method:</b>	SW846 8260B		
<b>Project:</b>	SCMAA:98998205 (REIMBNH) 7 Harris Road Nashua NH		

## VOA NH Full List

CAS No.	Compound	Result	RL	Units	Q
78-87-5	1,2-Dichloropropane	ND	2.0	ug/l	
594-20-7	2,2-Dichloropropane	ND	5.0	ug/l	
563-58-6	1,1-Dichloropropene	ND	5.0	ug/l	
542-75-6	1,3-Dichloropropene	ND	1.0	ug/l	
123-91-1	1,4-Dioxane	ND	25	ug/l	
64-17-5	Ethanol	ND	200	ug/l	
60-29-7	Ethyl Ether	ND	5.0	ug/l	
100-41-4	Ethylbenzene	ND	1.0	ug/l	
87-68-3	Hexachlorobutadiene	ND	5.0	ug/l	
591-78-6	2-Hexanone	ND	5.0	ug/l	
98-82-8	Isopropylbenzene	ND	5.0	ug/l	
99-87-6	p-Isopropyltoluene	ND	5.0	ug/l	
1634-04-4	Methyl Tert Butyl Ether	ND	1.0	ug/l	
108-10-1	4-Methyl-2-pentanone (MIBK)	ND	5.0	ug/l	
74-95-3	Methylene bromide	ND	5.0	ug/l	
75-09-2	Methylene chloride	ND	2.0	ug/l	
91-20-3	Naphthalene	ND	5.0	ug/l	
103-65-1	n-Propylbenzene	ND	5.0	ug/l	
100-42-5	Styrene	ND	5.0	ug/l	
994-05-8	tert-Amyl Methyl Ether	ND	2.0	ug/l	
75-65-0	Tert Butyl Alcohol	ND	20	ug/l	
637-92-3	tert-Butyl Ethyl Ether	ND	2.0	ug/l	
630-20-6	1,1,1,2-Tetrachloroethane	ND	5.0	ug/l	
79-34-5	1,1,2,2-Tetrachloroethane	ND	1.0	ug/l	
127-18-4	Tetrachloroethene	ND	1.0	ug/l	
109-99-9	Tetrahydrofuran	ND	10	ug/l	
108-88-3	Toluene	ND	1.0	ug/l	
87-61-6	1,2,3-Trichlorobenzene	ND	5.0	ug/l	
120-82-1	1,2,4-Trichlorobenzene	ND	5.0	ug/l	
71-55-6	1,1,1-Trichloroethane	ND	1.0	ug/l	
79-00-5	1,1,2-Trichloroethane	ND	1.0	ug/l	
79-01-6	Trichloroethene	ND	1.0	ug/l	
75-69-4	Trichlorofluoromethane	ND	1.0	ug/l	
96-18-4	1,2,3-Trichloropropane	ND	5.0	ug/l	
95-63-6	1,2,4-Trimethylbenzene	ND	5.0	ug/l	
108-67-8	1,3,5-Trimethylbenzene	ND	5.0	ug/l	
75-01-4	Vinyl chloride	ND	1.0	ug/l	
1330-20-7	Xylene (total)	ND	1.0	ug/l	

ND = Not detected

RL = Reporting Limit

E = Indicates value exceeds calibration range

J = Indicates an estimated value

B = Indicates analyte found in associated method blank

N = Indicates presumptive evidence of a compound

## Report of Analysis

<b>Client Sample ID:</b>	MW-6	<b>Date Sampled:</b>	11/14/08
<b>Lab Sample ID:</b>	M78769-2	<b>Date Received:</b>	11/18/08
<b>Matrix:</b>	AQ - Ground Water	<b>Percent Solids:</b>	n/a
<b>Method:</b>	SW846 8260B		
<b>Project:</b>	SCMAA:98998205 (REIMBNH) 7 Harris Road Nashua NH		

### VOA NH Full List

CAS No.	Surrogate Recoveries	Run# 1	Run# 2	Limits
1868-53-7	Dibromofluoromethane	97%		79-130%
2037-26-5	Toluene-D8	99%		80-120%
460-00-4	4-Bromofluorobenzene	101%		80-120%

ND = Not detected  
 RL = Reporting Limit  
 E = Indicates value exceeds calibration range

J = Indicates an estimated value  
 B = Indicates analyte found in associated method blank  
 N = Indicates presumptive evidence of a compound

### Report of Analysis

<b>Client Sample ID:</b> MW-6		
<b>Lab Sample ID:</b> M78769-2		<b>Date Sampled:</b> 11/14/08
<b>Matrix:</b> AQ - Ground Water		<b>Date Received:</b> 11/18/08
<b>Method:</b> EPA 504 EPA 504		<b>Percent Solids:</b> n/a
<b>Project:</b> SCMAA:98998205 (REIMBNH) 7 Harris Road Nashua NH		

	File ID	DF	Analyzed	By	Prep Date	Prep Batch	Analytical Batch
Run #1	EF66301.D	1	11/25/08	SL	11/23/08	OP17350	GEF3086
Run #2							

	Initial Volume	Final Volume
Run #1	35.8 ml	2.0 ml
Run #2		

CAS No.	Compound	Result	RL	Units	Q
106-93-4	1,2-Dibromoethane	ND	0.015	ug/l	
CAS No.	Surrogate Recoveries	Run# 1	Run# 2	Limits	
460-00-4	Bromofluorobenzene (S)	141%		26-158%	
460-00-4	Bromofluorobenzene (S)	152%		26-158%	

ND = Not detected  
 RL = Reporting Limit  
 E = Indicates value exceeds calibration range

J = Indicates an estimated value  
 B = Indicates analyte found in associated method blank  
 N = Indicates presumptive evidence of a compound

## Report of Analysis

<b>Client Sample ID:</b>	MW-22	<b>Date Sampled:</b>	11/14/08
<b>Lab Sample ID:</b>	M78769-3	<b>Date Received:</b>	11/18/08
<b>Matrix:</b>	AQ - Ground Water	<b>Percent Solids:</b>	n/a
<b>Method:</b>	SW846 8260B		
<b>Project:</b>	SCMAA:98998205 (REIMBNH) 7 Harris Road Nashua NH		

Run #	File ID	DF	Analyzed	By	Prep Date	Prep Batch	Analytical Batch
Run #1	G86369.D	1	11/24/08	EL	n/a	n/a	MSG3487
Run #2							

Run #	Purge Volume
Run #1	5.0 ml
Run #2	

## VOA NH Full List

CAS No.	Compound	Result	RL	Units	Q
67-64-1	Acetone	ND	5.0	ug/l	
71-43-2	Benzene	0.60	0.50	ug/l	
108-86-1	Bromobenzene	ND	5.0	ug/l	
74-97-5	Bromochloromethane	ND	5.0	ug/l	
75-27-4	Bromodichloromethane	ND	1.0	ug/l	
75-25-2	Bromoform	ND	1.0	ug/l	
74-83-9	Bromomethane	ND	2.0	ug/l	
78-93-3	2-Butanone (MEK)	ND	5.0	ug/l	
104-51-8	n-Butylbenzene	ND	5.0	ug/l	
135-98-8	sec-Butylbenzene	ND	5.0	ug/l	
98-06-6	tert-Butylbenzene	ND	5.0	ug/l	
75-15-0	Carbon disulfide	ND	5.0	ug/l	
56-23-5	Carbon tetrachloride	ND	1.0	ug/l	
108-90-7	Chlorobenzene	ND	1.0	ug/l	
75-00-3	Chloroethane	ND	2.0	ug/l	
67-66-3	Chloroform	ND	1.0	ug/l	
74-87-3	Chloromethane	ND	2.0	ug/l	
95-49-8	o-Chlorotoluene	ND	5.0	ug/l	
106-43-4	p-Chlorotoluene	ND	5.0	ug/l	
108-20-3	Di-Isopropyl ether	ND	2.0	ug/l	
96-12-8	1,2-Dibromo-3-chloropropane	ND	5.0	ug/l	
124-48-1	Dibromochloromethane	ND	1.0	ug/l	
106-93-4	1,2-Dibromoethane	ND	2.0	ug/l	
95-50-1	1,2-Dichlorobenzene	ND	1.0	ug/l	
541-73-1	1,3-Dichlorobenzene	ND	1.0	ug/l	
106-46-7	1,4-Dichlorobenzene	ND	1.0	ug/l	
75-71-8	Dichlorodifluoromethane	ND	2.0	ug/l	
75-34-3	1,1-Dichloroethane	ND	1.0	ug/l	
107-06-2	1,2-Dichloroethane	ND	1.0	ug/l	
75-35-4	1,1-Dichloroethene	ND	1.0	ug/l	
156-59-2	cis-1,2-Dichloroethene	ND	1.0	ug/l	
156-60-5	trans-1,2-Dichloroethene	ND	1.0	ug/l	

ND = Not detected

RL = Reporting Limit

E = Indicates value exceeds calibration range

J = Indicates an estimated value

B = Indicates analyte found in associated method blank

N = Indicates presumptive evidence of a compound

## Report of Analysis

<b>Client Sample ID:</b>	MW-22	<b>Date Sampled:</b>	11/14/08
<b>Lab Sample ID:</b>	M78769-3	<b>Date Received:</b>	11/18/08
<b>Matrix:</b>	AQ - Ground Water	<b>Percent Solids:</b>	n/a
<b>Method:</b>	SW846 8260B		
<b>Project:</b>	SCMAA:98998205 (REIMBNH) 7 Harris Road Nashua NH		

## VOA NH Full List

CAS No.	Compound	Result	RL	Units	Q
78-87-5	1,2-Dichloropropane	ND	2.0	ug/l	
594-20-7	2,2-Dichloropropane	ND	5.0	ug/l	
563-58-6	1,1-Dichloropropene	ND	5.0	ug/l	
542-75-6	1,3-Dichloropropene	ND	1.0	ug/l	
123-91-1	1,4-Dioxane	ND	25	ug/l	
64-17-5	Ethanol	ND	200	ug/l	
60-29-7	Ethyl Ether	ND	5.0	ug/l	
100-41-4	Ethylbenzene	2.9	1.0	ug/l	
87-68-3	Hexachlorobutadiene	ND	5.0	ug/l	
591-78-6	2-Hexanone	ND	5.0	ug/l	
98-82-8	Isopropylbenzene	ND	5.0	ug/l	
99-87-6	p-Isopropyltoluene	ND	5.0	ug/l	
1634-04-4	Methyl Tert Butyl Ether	9.4	1.0	ug/l	
108-10-1	4-Methyl-2-pentanone (MIBK)	ND	5.0	ug/l	
74-95-3	Methylene bromide	ND	5.0	ug/l	
75-09-2	Methylene chloride	ND	2.0	ug/l	
91-20-3	Naphthalene	5.3	5.0	ug/l	
103-65-1	n-Propylbenzene	9.8	5.0	ug/l	
100-42-5	Styrene	ND	5.0	ug/l	
994-05-8	tert-Amyl Methyl Ether	ND	2.0	ug/l	
75-65-0	Tert Butyl Alcohol	ND	20	ug/l	
637-92-3	tert-Butyl Ethyl Ether	ND	2.0	ug/l	
630-20-6	1,1,1,2-Tetrachloroethane	ND	5.0	ug/l	
79-34-5	1,1,2,2-Tetrachloroethane	ND	1.0	ug/l	
127-18-4	Tetrachloroethene	ND	1.0	ug/l	
109-99-9	Tetrahydrofuran	ND	10	ug/l	
108-88-3	Toluene	ND	1.0	ug/l	
87-61-6	1,2,3-Trichlorobenzene	ND	5.0	ug/l	
120-82-1	1,2,4-Trichlorobenzene	ND	5.0	ug/l	
71-55-6	1,1,1-Trichloroethane	ND	1.0	ug/l	
79-00-5	1,1,2-Trichloroethane	ND	1.0	ug/l	
79-01-6	Trichloroethene	ND	1.0	ug/l	
75-69-4	Trichlorofluoromethane	ND	1.0	ug/l	
96-18-4	1,2,3-Trichloropropane	ND	5.0	ug/l	
95-63-6	1,2,4-Trimethylbenzene	ND	5.0	ug/l	
108-67-8	1,3,5-Trimethylbenzene	ND	5.0	ug/l	
75-01-4	Vinyl chloride	ND	1.0	ug/l	
1330-20-7	Xylene (total)	ND	1.0	ug/l	

ND = Not detected

RL = Reporting Limit

E = Indicates value exceeds calibration range

J = Indicates an estimated value

B = Indicates analyte found in associated method blank

N = Indicates presumptive evidence of a compound

## Report of Analysis

<b>Client Sample ID:</b>	MW-22	<b>Date Sampled:</b>	11/14/08
<b>Lab Sample ID:</b>	M78769-3	<b>Date Received:</b>	11/18/08
<b>Matrix:</b>	AQ - Ground Water	<b>Percent Solids:</b>	n/a
<b>Method:</b>	SW846 8260B		
<b>Project:</b>	SCMAA:98998205 (REIMBNH) 7 Harris Road Nashua NH		

### VOA NH Full List

CAS No.	Surrogate Recoveries	Run# 1	Run# 2	Limits
1868-53-7	Dibromofluoromethane	96%		79-130%
2037-26-5	Toluene-D8	94%		80-120%
460-00-4	4-Bromofluorobenzene	95%		80-120%

ND = Not detected  
 RL = Reporting Limit  
 E = Indicates value exceeds calibration range

J = Indicates an estimated value  
 B = Indicates analyte found in associated method blank  
 N = Indicates presumptive evidence of a compound

## Report of Analysis

<b>Client Sample ID:</b> MW-22		
<b>Lab Sample ID:</b> M78769-3		<b>Date Sampled:</b> 11/14/08
<b>Matrix:</b> AQ - Ground Water		<b>Date Received:</b> 11/18/08
<b>Method:</b> EPA 504 EPA 504		<b>Percent Solids:</b> n/a
<b>Project:</b> SCMAA:98998205 (REIMBNH) 7 Harris Road Nashua NH		

	File ID	DF	Analyzed	By	Prep Date	Prep Batch	Analytical Batch
Run #1	EF66302.D	1	11/25/08	SL	11/23/08	OP17350	GEF3086
Run #2							

	Initial Volume	Final Volume
Run #1	37.4 ml	2.0 ml
Run #2		

CAS No.	Compound	Result	RL	Units	Q
106-93-4	1,2-Dibromoethane	ND	0.014	ug/l	
CAS No.	Surrogate Recoveries	Run# 1	Run# 2	Limits	
460-00-4	Bromofluorobenzene (S)	167% <sup>a</sup>		26-158%	
460-00-4	Bromofluorobenzene (S)	163% <sup>a</sup>		26-158%	

(a) Outside control limits due to possible matrix interference.

ND = Not detected  
 RL = Reporting Limit  
 E = Indicates value exceeds calibration range

J = Indicates an estimated value  
 B = Indicates analyte found in associated method blank  
 N = Indicates presumptive evidence of a compound



## Report of Analysis

<b>Client Sample ID:</b>	MW-23	<b>Date Sampled:</b>	11/14/08
<b>Lab Sample ID:</b>	M78769-4	<b>Date Received:</b>	11/18/08
<b>Matrix:</b>	AQ - Ground Water	<b>Percent Solids:</b>	n/a
<b>Method:</b>	SW846 8260B		
<b>Project:</b>	SCMAA:98998205 (REIMBNH) 7 Harris Road Nashua NH		

Run #	File ID	DF	Analyzed	By	Prep Date	Prep Batch	Analytical Batch
Run #1	G86370.D	1	11/24/08	EL	n/a	n/a	MSG3487
Run #2							

Run #	Purge Volume
Run #1	5.0 ml
Run #2	

## VOA NH Full List

CAS No.	Compound	Result	RL	Units	Q
67-64-1	Acetone	ND	5.0	ug/l	
71-43-2	Benzene	ND	0.50	ug/l	
108-86-1	Bromobenzene	ND	5.0	ug/l	
74-97-5	Bromochloromethane	ND	5.0	ug/l	
75-27-4	Bromodichloromethane	ND	1.0	ug/l	
75-25-2	Bromoform	ND	1.0	ug/l	
74-83-9	Bromomethane	ND	2.0	ug/l	
78-93-3	2-Butanone (MEK)	ND	5.0	ug/l	
104-51-8	n-Butylbenzene	ND	5.0	ug/l	
135-98-8	sec-Butylbenzene	ND	5.0	ug/l	
98-06-6	tert-Butylbenzene	ND	5.0	ug/l	
75-15-0	Carbon disulfide	ND	5.0	ug/l	
56-23-5	Carbon tetrachloride	ND	1.0	ug/l	
108-90-7	Chlorobenzene	ND	1.0	ug/l	
75-00-3	Chloroethane	ND	2.0	ug/l	
67-66-3	Chloroform	ND	1.0	ug/l	
74-87-3	Chloromethane	ND	2.0	ug/l	
95-49-8	o-Chlorotoluene	ND	5.0	ug/l	
106-43-4	p-Chlorotoluene	ND	5.0	ug/l	
108-20-3	Di-Isopropyl ether	ND	2.0	ug/l	
96-12-8	1,2-Dibromo-3-chloropropane	ND	5.0	ug/l	
124-48-1	Dibromochloromethane	ND	1.0	ug/l	
106-93-4	1,2-Dibromoethane	ND	2.0	ug/l	
95-50-1	1,2-Dichlorobenzene	ND	1.0	ug/l	
541-73-1	1,3-Dichlorobenzene	ND	1.0	ug/l	
106-46-7	1,4-Dichlorobenzene	ND	1.0	ug/l	
75-71-8	Dichlorodifluoromethane	ND	2.0	ug/l	
75-34-3	1,1-Dichloroethane	ND	1.0	ug/l	
107-06-2	1,2-Dichloroethane	ND	1.0	ug/l	
75-35-4	1,1-Dichloroethene	ND	1.0	ug/l	
156-59-2	cis-1,2-Dichloroethene	ND	1.0	ug/l	
156-60-5	trans-1,2-Dichloroethene	ND	1.0	ug/l	

ND = Not detected

RL = Reporting Limit

E = Indicates value exceeds calibration range

J = Indicates an estimated value

B = Indicates analyte found in associated method blank

N = Indicates presumptive evidence of a compound

## Report of Analysis

<b>Client Sample ID:</b>	MW-23	<b>Date Sampled:</b>	11/14/08
<b>Lab Sample ID:</b>	M78769-4	<b>Date Received:</b>	11/18/08
<b>Matrix:</b>	AQ - Ground Water	<b>Percent Solids:</b>	n/a
<b>Method:</b>	SW846 8260B		
<b>Project:</b>	SCMAA:98998205 (REIMBNH) 7 Harris Road Nashua NH		

## VOA NH Full List

CAS No.	Compound	Result	RL	Units	Q
78-87-5	1,2-Dichloropropane	ND	2.0	ug/l	
594-20-7	2,2-Dichloropropane	ND	5.0	ug/l	
563-58-6	1,1-Dichloropropene	ND	5.0	ug/l	
542-75-6	1,3-Dichloropropene	ND	1.0	ug/l	
123-91-1	1,4-Dioxane	ND	25	ug/l	
64-17-5	Ethanol	ND	200	ug/l	
60-29-7	Ethyl Ether	ND	5.0	ug/l	
100-41-4	Ethylbenzene	ND	1.0	ug/l	
87-68-3	Hexachlorobutadiene	ND	5.0	ug/l	
591-78-6	2-Hexanone	ND	5.0	ug/l	
98-82-8	Isopropylbenzene	ND	5.0	ug/l	
99-87-6	p-Isopropyltoluene	ND	5.0	ug/l	
1634-04-4	Methyl Tert Butyl Ether	ND	1.0	ug/l	
108-10-1	4-Methyl-2-pentanone (MIBK)	ND	5.0	ug/l	
74-95-3	Methylene bromide	ND	5.0	ug/l	
75-09-2	Methylene chloride	ND	2.0	ug/l	
91-20-3	Naphthalene	ND	5.0	ug/l	
103-65-1	n-Propylbenzene	ND	5.0	ug/l	
100-42-5	Styrene	ND	5.0	ug/l	
994-05-8	tert-Amyl Methyl Ether	ND	2.0	ug/l	
75-65-0	Tert Butyl Alcohol	ND	20	ug/l	
637-92-3	tert-Butyl Ethyl Ether	ND	2.0	ug/l	
630-20-6	1,1,1,2-Tetrachloroethane	ND	5.0	ug/l	
79-34-5	1,1,2,2-Tetrachloroethane	ND	1.0	ug/l	
127-18-4	Tetrachloroethene	ND	1.0	ug/l	
109-99-9	Tetrahydrofuran	ND	10	ug/l	
108-88-3	Toluene	ND	1.0	ug/l	
87-61-6	1,2,3-Trichlorobenzene	ND	5.0	ug/l	
120-82-1	1,2,4-Trichlorobenzene	ND	5.0	ug/l	
71-55-6	1,1,1-Trichloroethane	ND	1.0	ug/l	
79-00-5	1,1,2-Trichloroethane	ND	1.0	ug/l	
79-01-6	Trichloroethene	ND	1.0	ug/l	
75-69-4	Trichlorofluoromethane	ND	1.0	ug/l	
96-18-4	1,2,3-Trichloropropane	ND	5.0	ug/l	
95-63-6	1,2,4-Trimethylbenzene	ND	5.0	ug/l	
108-67-8	1,3,5-Trimethylbenzene	ND	5.0	ug/l	
75-01-4	Vinyl chloride	ND	1.0	ug/l	
1330-20-7	Xylene (total)	ND	1.0	ug/l	

ND = Not detected

RL = Reporting Limit

E = Indicates value exceeds calibration range

J = Indicates an estimated value

B = Indicates analyte found in associated method blank

N = Indicates presumptive evidence of a compound

## Report of Analysis

<b>Client Sample ID:</b> MW-23		
<b>Lab Sample ID:</b> M78769-4		<b>Date Sampled:</b> 11/14/08
<b>Matrix:</b> AQ - Ground Water		<b>Date Received:</b> 11/18/08
<b>Method:</b> SW846 8260B		<b>Percent Solids:</b> n/a
<b>Project:</b> SCMAA:98998205 (REIMBNH) 7 Harris Road Nashua NH		

### VOA NH Full List

CAS No.	Surrogate Recoveries	Run# 1	Run# 2	Limits
1868-53-7	Dibromofluoromethane	96%		79-130%
2037-26-5	Toluene-D8	100%		80-120%
460-00-4	4-Bromofluorobenzene	102%		80-120%

ND = Not detected  
 RL = Reporting Limit  
 E = Indicates value exceeds calibration range

J = Indicates an estimated value  
 B = Indicates analyte found in associated method blank  
 N = Indicates presumptive evidence of a compound

## Report of Analysis

<b>Client Sample ID:</b> MW-24	
<b>Lab Sample ID:</b> M78769-5	<b>Date Sampled:</b> 11/14/08
<b>Matrix:</b> AQ - Ground Water	<b>Date Received:</b> 11/18/08
<b>Method:</b> SW846 8260B	<b>Percent Solids:</b> n/a
<b>Project:</b> SCMAA:98998205 (REIMBNH) 7 Harris Road Nashua NH	

Run #1	File ID	DF	Analyzed	By	Prep Date	Prep Batch	Analytical Batch
Run #1	G86371.D	1	11/24/08	EL	n/a	n/a	MSG3487
Run #2							

Run #1	Purge Volume
Run #1	5.0 ml
Run #2	

## VOA NH Full List

CAS No.	Compound	Result	RL	Units	Q
67-64-1	Acetone	ND	5.0	ug/l	
71-43-2	Benzene	0.57	0.50	ug/l	
108-86-1	Bromobenzene	ND	5.0	ug/l	
74-97-5	Bromochloromethane	ND	5.0	ug/l	
75-27-4	Bromodichloromethane	ND	1.0	ug/l	
75-25-2	Bromoform	ND	1.0	ug/l	
74-83-9	Bromomethane	ND	2.0	ug/l	
78-93-3	2-Butanone (MEK)	ND	5.0	ug/l	
104-51-8	n-Butylbenzene	ND	5.0	ug/l	
135-98-8	sec-Butylbenzene	ND	5.0	ug/l	
98-06-6	tert-Butylbenzene	ND	5.0	ug/l	
75-15-0	Carbon disulfide	ND	5.0	ug/l	
56-23-5	Carbon tetrachloride	ND	1.0	ug/l	
108-90-7	Chlorobenzene	ND	1.0	ug/l	
75-00-3	Chloroethane	ND	2.0	ug/l	
67-66-3	Chloroform	ND	1.0	ug/l	
74-87-3	Chloromethane	ND	2.0	ug/l	
95-49-8	o-Chlorotoluene	ND	5.0	ug/l	
106-43-4	p-Chlorotoluene	ND	5.0	ug/l	
108-20-3	Di-Isopropyl ether	ND	2.0	ug/l	
96-12-8	1,2-Dibromo-3-chloropropane	ND	5.0	ug/l	
124-48-1	Dibromochloromethane	ND	1.0	ug/l	
106-93-4	1,2-Dibromoethane	ND	2.0	ug/l	
95-50-1	1,2-Dichlorobenzene	ND	1.0	ug/l	
541-73-1	1,3-Dichlorobenzene	ND	1.0	ug/l	
106-46-7	1,4-Dichlorobenzene	ND	1.0	ug/l	
75-71-8	Dichlorodifluoromethane	ND	2.0	ug/l	
75-34-3	1,1-Dichloroethane	ND	1.0	ug/l	
107-06-2	1,2-Dichloroethane	ND	1.0	ug/l	
75-35-4	1,1-Dichloroethene	ND	1.0	ug/l	
156-59-2	cis-1,2-Dichloroethene	ND	1.0	ug/l	
156-60-5	trans-1,2-Dichloroethene	ND	1.0	ug/l	

ND = Not detected

RL = Reporting Limit

E = Indicates value exceeds calibration range

J = Indicates an estimated value

B = Indicates analyte found in associated method blank

N = Indicates presumptive evidence of a compound

## Report of Analysis

<b>Client Sample ID:</b>	MW-24	<b>Date Sampled:</b>	11/14/08
<b>Lab Sample ID:</b>	M78769-5	<b>Date Received:</b>	11/18/08
<b>Matrix:</b>	AQ - Ground Water	<b>Percent Solids:</b>	n/a
<b>Method:</b>	SW846 8260B		
<b>Project:</b>	SCMAA:98998205 (REIMBNH) 7 Harris Road Nashua NH		

## VOA NH Full List

CAS No.	Compound	Result	RL	Units	Q
78-87-5	1,2-Dichloropropane	ND	2.0	ug/l	
594-20-7	2,2-Dichloropropane	ND	5.0	ug/l	
563-58-6	1,1-Dichloropropene	ND	5.0	ug/l	
542-75-6	1,3-Dichloropropene	ND	1.0	ug/l	
123-91-1	1,4-Dioxane	ND	25	ug/l	
64-17-5	Ethanol	ND	200	ug/l	
60-29-7	Ethyl Ether	ND	5.0	ug/l	
100-41-4	Ethylbenzene	ND	1.0	ug/l	
87-68-3	Hexachlorobutadiene	ND	5.0	ug/l	
591-78-6	2-Hexanone	ND	5.0	ug/l	
98-82-8	Isopropylbenzene	ND	5.0	ug/l	
99-87-6	p-Isopropyltoluene	ND	5.0	ug/l	
1634-04-4	Methyl Tert Butyl Ether	ND	1.0	ug/l	
108-10-1	4-Methyl-2-pentanone (MIBK)	ND	5.0	ug/l	
74-95-3	Methylene bromide	ND	5.0	ug/l	
75-09-2	Methylene chloride	ND	2.0	ug/l	
91-20-3	Naphthalene	ND	5.0	ug/l	
103-65-1	n-Propylbenzene	ND	5.0	ug/l	
100-42-5	Styrene	ND	5.0	ug/l	
994-05-8	tert-Amyl Methyl Ether	ND	2.0	ug/l	
75-65-0	Tert Butyl Alcohol	ND	20	ug/l	
637-92-3	tert-Butyl Ethyl Ether	ND	2.0	ug/l	
630-20-6	1,1,1,2-Tetrachloroethane	ND	5.0	ug/l	
79-34-5	1,1,2,2-Tetrachloroethane	ND	1.0	ug/l	
127-18-4	Tetrachloroethene	ND	1.0	ug/l	
109-99-9	Tetrahydrofuran	ND	10	ug/l	
108-88-3	Toluene	ND	1.0	ug/l	
87-61-6	1,2,3-Trichlorobenzene	ND	5.0	ug/l	
120-82-1	1,2,4-Trichlorobenzene	ND	5.0	ug/l	
71-55-6	1,1,1-Trichloroethane	ND	1.0	ug/l	
79-00-5	1,1,2-Trichloroethane	ND	1.0	ug/l	
79-01-6	Trichloroethene	ND	1.0	ug/l	
75-69-4	Trichlorofluoromethane	ND	1.0	ug/l	
96-18-4	1,2,3-Trichloropropane	ND	5.0	ug/l	
95-63-6	1,2,4-Trimethylbenzene	ND	5.0	ug/l	
108-67-8	1,3,5-Trimethylbenzene	ND	5.0	ug/l	
75-01-4	Vinyl chloride	ND	1.0	ug/l	
1330-20-7	Xylene (total)	ND	1.0	ug/l	

ND = Not detected

RL = Reporting Limit

E = Indicates value exceeds calibration range

J = Indicates an estimated value

B = Indicates analyte found in associated method blank

N = Indicates presumptive evidence of a compound

## Report of Analysis

<b>Client Sample ID:</b> MW-24		
<b>Lab Sample ID:</b> M78769-5		<b>Date Sampled:</b> 11/14/08
<b>Matrix:</b> AQ - Ground Water		<b>Date Received:</b> 11/18/08
<b>Method:</b> SW846 8260B		<b>Percent Solids:</b> n/a
<b>Project:</b> SCMAA:98998205 (REIMBNH) 7 Harris Road Nashua NH		

### VOA NH Full List

CAS No.	Surrogate Recoveries	Run# 1	Run# 2	Limits
1868-53-7	Dibromofluoromethane	96%		79-130%
2037-26-5	Toluene-D8	98%		80-120%
460-00-4	4-Bromofluorobenzene	103%		80-120%

ND = Not detected  
 RL = Reporting Limit  
 E = Indicates value exceeds calibration range

J = Indicates an estimated value  
 B = Indicates analyte found in associated method blank  
 N = Indicates presumptive evidence of a compound

## Report of Analysis

<b>Client Sample ID:</b>	PZ-3	<b>Date Sampled:</b>	11/14/08
<b>Lab Sample ID:</b>	M78769-6	<b>Date Received:</b>	11/18/08
<b>Matrix:</b>	AQ - Ground Water	<b>Percent Solids:</b>	n/a
<b>Method:</b>	SW846 8260B		
<b>Project:</b>	SCMAA:98998205 (REIMBNH) 7 Harris Road Nashua NH		

Run #	File ID	DF	Analyzed	By	Prep Date	Prep Batch	Analytical Batch
Run #1	G86372.D	1	11/24/08	EL	n/a	n/a	MSG3487
Run #2							

Run #	Purge Volume
Run #1	5.0 ml
Run #2	

## VOA NH Full List

CAS No.	Compound	Result	RL	Units	Q
67-64-1	Acetone	ND	5.0	ug/l	
71-43-2	Benzene	ND	0.50	ug/l	
108-86-1	Bromobenzene	ND	5.0	ug/l	
74-97-5	Bromochloromethane	ND	5.0	ug/l	
75-27-4	Bromodichloromethane	ND	1.0	ug/l	
75-25-2	Bromoform	ND	1.0	ug/l	
74-83-9	Bromomethane	ND	2.0	ug/l	
78-93-3	2-Butanone (MEK)	ND	5.0	ug/l	
104-51-8	n-Butylbenzene	ND	5.0	ug/l	
135-98-8	sec-Butylbenzene	ND	5.0	ug/l	
98-06-6	tert-Butylbenzene	ND	5.0	ug/l	
75-15-0	Carbon disulfide	ND	5.0	ug/l	
56-23-5	Carbon tetrachloride	ND	1.0	ug/l	
108-90-7	Chlorobenzene	ND	1.0	ug/l	
75-00-3	Chloroethane	ND	2.0	ug/l	
67-66-3	Chloroform	ND	1.0	ug/l	
74-87-3	Chloromethane	ND	2.0	ug/l	
95-49-8	o-Chlorotoluene	ND	5.0	ug/l	
106-43-4	p-Chlorotoluene	ND	5.0	ug/l	
108-20-3	Di-Isopropyl ether	ND	2.0	ug/l	
96-12-8	1,2-Dibromo-3-chloropropane	ND	5.0	ug/l	
124-48-1	Dibromochloromethane	ND	1.0	ug/l	
106-93-4	1,2-Dibromoethane	ND	2.0	ug/l	
95-50-1	1,2-Dichlorobenzene	ND	1.0	ug/l	
541-73-1	1,3-Dichlorobenzene	ND	1.0	ug/l	
106-46-7	1,4-Dichlorobenzene	ND	1.0	ug/l	
75-71-8	Dichlorodifluoromethane	ND	2.0	ug/l	
75-34-3	1,1-Dichloroethane	ND	1.0	ug/l	
107-06-2	1,2-Dichloroethane	ND	1.0	ug/l	
75-35-4	1,1-Dichloroethene	ND	1.0	ug/l	
156-59-2	cis-1,2-Dichloroethene	ND	1.0	ug/l	
156-60-5	trans-1,2-Dichloroethene	ND	1.0	ug/l	

ND = Not detected

RL = Reporting Limit

E = Indicates value exceeds calibration range

J = Indicates an estimated value

B = Indicates analyte found in associated method blank

N = Indicates presumptive evidence of a compound

## Report of Analysis

<b>Client Sample ID:</b>	PZ-3	<b>Date Sampled:</b>	11/14/08
<b>Lab Sample ID:</b>	M78769-6	<b>Date Received:</b>	11/18/08
<b>Matrix:</b>	AQ - Ground Water	<b>Percent Solids:</b>	n/a
<b>Method:</b>	SW846 8260B		
<b>Project:</b>	SCMAA:98998205 (REIMBNH) 7 Harris Road Nashua NH		

## VOA NH Full List

CAS No.	Compound	Result	RL	Units	Q
78-87-5	1,2-Dichloropropane	ND	2.0	ug/l	
594-20-7	2,2-Dichloropropane	ND	5.0	ug/l	
563-58-6	1,1-Dichloropropene	ND	5.0	ug/l	
542-75-6	1,3-Dichloropropene	ND	1.0	ug/l	
123-91-1	1,4-Dioxane	ND	25	ug/l	
64-17-5	Ethanol	ND	200	ug/l	
60-29-7	Ethyl Ether	ND	5.0	ug/l	
100-41-4	Ethylbenzene	ND	1.0	ug/l	
87-68-3	Hexachlorobutadiene	ND	5.0	ug/l	
591-78-6	2-Hexanone	ND	5.0	ug/l	
98-82-8	Isopropylbenzene	ND	5.0	ug/l	
99-87-6	p-Isopropyltoluene	ND	5.0	ug/l	
1634-04-4	Methyl Tert Butyl Ether	ND	1.0	ug/l	
108-10-1	4-Methyl-2-pentanone (MIBK)	ND	5.0	ug/l	
74-95-3	Methylene bromide	ND	5.0	ug/l	
75-09-2	Methylene chloride	ND	2.0	ug/l	
91-20-3	Naphthalene	ND	5.0	ug/l	
103-65-1	n-Propylbenzene	ND	5.0	ug/l	
100-42-5	Styrene	ND	5.0	ug/l	
994-05-8	tert-Amyl Methyl Ether	ND	2.0	ug/l	
75-65-0	Tert Butyl Alcohol	ND	20	ug/l	
637-92-3	tert-Butyl Ethyl Ether	ND	2.0	ug/l	
630-20-6	1,1,1,2-Tetrachloroethane	ND	5.0	ug/l	
79-34-5	1,1,2,2-Tetrachloroethane	ND	1.0	ug/l	
127-18-4	Tetrachloroethene	ND	1.0	ug/l	
109-99-9	Tetrahydrofuran	ND	10	ug/l	
108-88-3	Toluene	ND	1.0	ug/l	
87-61-6	1,2,3-Trichlorobenzene	ND	5.0	ug/l	
120-82-1	1,2,4-Trichlorobenzene	ND	5.0	ug/l	
71-55-6	1,1,1-Trichloroethane	ND	1.0	ug/l	
79-00-5	1,1,2-Trichloroethane	ND	1.0	ug/l	
79-01-6	Trichloroethene	ND	1.0	ug/l	
75-69-4	Trichlorofluoromethane	ND	1.0	ug/l	
96-18-4	1,2,3-Trichloropropane	ND	5.0	ug/l	
95-63-6	1,2,4-Trimethylbenzene	ND	5.0	ug/l	
108-67-8	1,3,5-Trimethylbenzene	ND	5.0	ug/l	
75-01-4	Vinyl chloride	ND	1.0	ug/l	
1330-20-7	Xylene (total)	ND	1.0	ug/l	

ND = Not detected

RL = Reporting Limit

E = Indicates value exceeds calibration range

J = Indicates an estimated value

B = Indicates analyte found in associated method blank

N = Indicates presumptive evidence of a compound



## Report of Analysis

<b>Client Sample ID:</b> PZ-3		
<b>Lab Sample ID:</b> M78769-6		<b>Date Sampled:</b> 11/14/08
<b>Matrix:</b> AQ - Ground Water		<b>Date Received:</b> 11/18/08
<b>Method:</b> SW846 8260B		<b>Percent Solids:</b> n/a
<b>Project:</b> SCMAA:98998205 (REIMBNH) 7 Harris Road Nashua NH		

### VOA NH Full List

CAS No.	Surrogate Recoveries	Run# 1	Run# 2	Limits
1868-53-7	Dibromofluoromethane	97%		79-130%
2037-26-5	Toluene-D8	99%		80-120%
460-00-4	4-Bromofluorobenzene	101%		80-120%

ND = Not detected  
 RL = Reporting Limit  
 E = Indicates value exceeds calibration range

J = Indicates an estimated value  
 B = Indicates analyte found in associated method blank  
 N = Indicates presumptive evidence of a compound

## Report of Analysis

<b>Client Sample ID:</b> SW-1	
<b>Lab Sample ID:</b> M78769-7	<b>Date Sampled:</b> 11/14/08
<b>Matrix:</b> AQ - Surface Water	<b>Date Received:</b> 11/18/08
<b>Method:</b> SW846 8260B	<b>Percent Solids:</b> n/a
<b>Project:</b> SCMAA:98998205 (REIMBNH) 7 Harris Road Nashua NH	

Run #	File ID	DF	Analyzed	By	Prep Date	Prep Batch	Analytical Batch
Run #1	G86373.D	1	11/24/08	EL	n/a	n/a	MSG3487
Run #2							

Run #	Purge Volume
Run #1	5.0 ml
Run #2	

## VOA NH Full List

CAS No.	Compound	Result	RL	Units	Q
67-64-1	Acetone	ND	5.0	ug/l	
71-43-2	Benzene	ND	0.50	ug/l	
108-86-1	Bromobenzene	ND	5.0	ug/l	
74-97-5	Bromochloromethane	ND	5.0	ug/l	
75-27-4	Bromodichloromethane	ND	1.0	ug/l	
75-25-2	Bromoform	ND	1.0	ug/l	
74-83-9	Bromomethane	ND	2.0	ug/l	
78-93-3	2-Butanone (MEK)	ND	5.0	ug/l	
104-51-8	n-Butylbenzene	ND	5.0	ug/l	
135-98-8	sec-Butylbenzene	ND	5.0	ug/l	
98-06-6	tert-Butylbenzene	ND	5.0	ug/l	
75-15-0	Carbon disulfide	ND	5.0	ug/l	
56-23-5	Carbon tetrachloride	ND	1.0	ug/l	
108-90-7	Chlorobenzene	ND	1.0	ug/l	
75-00-3	Chloroethane	ND	2.0	ug/l	
67-66-3	Chloroform	ND	1.0	ug/l	
74-87-3	Chloromethane	ND	2.0	ug/l	
95-49-8	o-Chlorotoluene	ND	5.0	ug/l	
106-43-4	p-Chlorotoluene	ND	5.0	ug/l	
108-20-3	Di-Isopropyl ether	ND	2.0	ug/l	
96-12-8	1,2-Dibromo-3-chloropropane	ND	5.0	ug/l	
124-48-1	Dibromochloromethane	ND	1.0	ug/l	
106-93-4	1,2-Dibromoethane	ND	2.0	ug/l	
95-50-1	1,2-Dichlorobenzene	ND	1.0	ug/l	
541-73-1	1,3-Dichlorobenzene	ND	1.0	ug/l	
106-46-7	1,4-Dichlorobenzene	ND	1.0	ug/l	
75-71-8	Dichlorodifluoromethane	ND	2.0	ug/l	
75-34-3	1,1-Dichloroethane	ND	1.0	ug/l	
107-06-2	1,2-Dichloroethane	ND	1.0	ug/l	
75-35-4	1,1-Dichloroethene	ND	1.0	ug/l	
156-59-2	cis-1,2-Dichloroethene	ND	1.0	ug/l	
156-60-5	trans-1,2-Dichloroethene	ND	1.0	ug/l	

ND = Not detected

RL = Reporting Limit

E = Indicates value exceeds calibration range

J = Indicates an estimated value

B = Indicates analyte found in associated method blank

N = Indicates presumptive evidence of a compound

## Report of Analysis

<b>Client Sample ID:</b>	SW-1	<b>Date Sampled:</b>	11/14/08
<b>Lab Sample ID:</b>	M78769-7	<b>Date Received:</b>	11/18/08
<b>Matrix:</b>	AQ - Surface Water	<b>Percent Solids:</b>	n/a
<b>Method:</b>	SW846 8260B		
<b>Project:</b>	SCMAA:98998205 (REIMBNH) 7 Harris Road Nashua NH		

## VOA NH Full List

CAS No.	Compound	Result	RL	Units	Q
78-87-5	1,2-Dichloropropane	ND	2.0	ug/l	
594-20-7	2,2-Dichloropropane	ND	5.0	ug/l	
563-58-6	1,1-Dichloropropene	ND	5.0	ug/l	
542-75-6	1,3-Dichloropropene	ND	1.0	ug/l	
123-91-1	1,4-Dioxane	ND	25	ug/l	
64-17-5	Ethanol	ND	200	ug/l	
60-29-7	Ethyl Ether	ND	5.0	ug/l	
100-41-4	Ethylbenzene	ND	1.0	ug/l	
87-68-3	Hexachlorobutadiene	ND	5.0	ug/l	
591-78-6	2-Hexanone	ND	5.0	ug/l	
98-82-8	Isopropylbenzene	ND	5.0	ug/l	
99-87-6	p-Isopropyltoluene	ND	5.0	ug/l	
1634-04-4	Methyl Tert Butyl Ether	ND	1.0	ug/l	
108-10-1	4-Methyl-2-pentanone (MIBK)	ND	5.0	ug/l	
74-95-3	Methylene bromide	ND	5.0	ug/l	
75-09-2	Methylene chloride	ND	2.0	ug/l	
91-20-3	Naphthalene	ND	5.0	ug/l	
103-65-1	n-Propylbenzene	ND	5.0	ug/l	
100-42-5	Styrene	ND	5.0	ug/l	
994-05-8	tert-Amyl Methyl Ether	ND	2.0	ug/l	
75-65-0	Tert Butyl Alcohol	ND	20	ug/l	
637-92-3	tert-Butyl Ethyl Ether	ND	2.0	ug/l	
630-20-6	1,1,1,2-Tetrachloroethane	ND	5.0	ug/l	
79-34-5	1,1,2,2-Tetrachloroethane	ND	1.0	ug/l	
127-18-4	Tetrachloroethene	ND	1.0	ug/l	
109-99-9	Tetrahydrofuran	ND	10	ug/l	
108-88-3	Toluene	ND	1.0	ug/l	
87-61-6	1,2,3-Trichlorobenzene	ND	5.0	ug/l	
120-82-1	1,2,4-Trichlorobenzene	ND	5.0	ug/l	
71-55-6	1,1,1-Trichloroethane	ND	1.0	ug/l	
79-00-5	1,1,2-Trichloroethane	ND	1.0	ug/l	
79-01-6	Trichloroethene	ND	1.0	ug/l	
75-69-4	Trichlorofluoromethane	ND	1.0	ug/l	
96-18-4	1,2,3-Trichloropropane	ND	5.0	ug/l	
95-63-6	1,2,4-Trimethylbenzene	ND	5.0	ug/l	
108-67-8	1,3,5-Trimethylbenzene	ND	5.0	ug/l	
75-01-4	Vinyl chloride	ND	1.0	ug/l	
1330-20-7	Xylene (total)	ND	1.0	ug/l	

ND = Not detected

RL = Reporting Limit

E = Indicates value exceeds calibration range

J = Indicates an estimated value

B = Indicates analyte found in associated method blank

N = Indicates presumptive evidence of a compound

## Report of Analysis

<b>Client Sample ID:</b> SW-1		
<b>Lab Sample ID:</b> M78769-7		<b>Date Sampled:</b> 11/14/08
<b>Matrix:</b> AQ - Surface Water		<b>Date Received:</b> 11/18/08
<b>Method:</b> SW846 8260B		<b>Percent Solids:</b> n/a
<b>Project:</b> SCMAA:98998205 (REIMBNH) 7 Harris Road Nashua NH		

### VOA NH Full List

CAS No.	Surrogate Recoveries	Run# 1	Run# 2	Limits
1868-53-7	Dibromofluoromethane	96%		79-130%
2037-26-5	Toluene-D8	100%		80-120%
460-00-4	4-Bromofluorobenzene	103%		80-120%

ND = Not detected  
 RL = Reporting Limit  
 E = Indicates value exceeds calibration range

J = Indicates an estimated value  
 B = Indicates analyte found in associated method blank  
 N = Indicates presumptive evidence of a compound

## Report of Analysis

<b>Client Sample ID:</b>	SW-3	<b>Date Sampled:</b>	11/14/08
<b>Lab Sample ID:</b>	M78769-8	<b>Date Received:</b>	11/18/08
<b>Matrix:</b>	AQ - Surface Water	<b>Percent Solids:</b>	n/a
<b>Method:</b>	SW846 8260B		
<b>Project:</b>	SCMAA:98998205 (REIMBNH) 7 Harris Road Nashua NH		

Run #	File ID	DF	Analyzed	By	Prep Date	Prep Batch	Analytical Batch
Run #1	G86374.D	1	11/24/08	EL	n/a	n/a	MSG3487
Run #2							

Run #	Purge Volume
Run #1	5.0 ml
Run #2	

## VOA NH Full List

CAS No.	Compound	Result	RL	Units	Q
67-64-1	Acetone	ND	5.0	ug/l	
71-43-2	Benzene	ND	0.50	ug/l	
108-86-1	Bromobenzene	ND	5.0	ug/l	
74-97-5	Bromochloromethane	ND	5.0	ug/l	
75-27-4	Bromodichloromethane	ND	1.0	ug/l	
75-25-2	Bromoform	ND	1.0	ug/l	
74-83-9	Bromomethane	ND	2.0	ug/l	
78-93-3	2-Butanone (MEK)	ND	5.0	ug/l	
104-51-8	n-Butylbenzene	ND	5.0	ug/l	
135-98-8	sec-Butylbenzene	ND	5.0	ug/l	
98-06-6	tert-Butylbenzene	ND	5.0	ug/l	
75-15-0	Carbon disulfide	ND	5.0	ug/l	
56-23-5	Carbon tetrachloride	ND	1.0	ug/l	
108-90-7	Chlorobenzene	ND	1.0	ug/l	
75-00-3	Chloroethane	ND	2.0	ug/l	
67-66-3	Chloroform	ND	1.0	ug/l	
74-87-3	Chloromethane	ND	2.0	ug/l	
95-49-8	o-Chlorotoluene	ND	5.0	ug/l	
106-43-4	p-Chlorotoluene	ND	5.0	ug/l	
108-20-3	Di-Isopropyl ether	ND	2.0	ug/l	
96-12-8	1,2-Dibromo-3-chloropropane	ND	5.0	ug/l	
124-48-1	Dibromochloromethane	ND	1.0	ug/l	
106-93-4	1,2-Dibromoethane	ND	2.0	ug/l	
95-50-1	1,2-Dichlorobenzene	ND	1.0	ug/l	
541-73-1	1,3-Dichlorobenzene	ND	1.0	ug/l	
106-46-7	1,4-Dichlorobenzene	ND	1.0	ug/l	
75-71-8	Dichlorodifluoromethane	ND	2.0	ug/l	
75-34-3	1,1-Dichloroethane	ND	1.0	ug/l	
107-06-2	1,2-Dichloroethane	ND	1.0	ug/l	
75-35-4	1,1-Dichloroethene	ND	1.0	ug/l	
156-59-2	cis-1,2-Dichloroethene	ND	1.0	ug/l	
156-60-5	trans-1,2-Dichloroethene	ND	1.0	ug/l	

ND = Not detected

RL = Reporting Limit

E = Indicates value exceeds calibration range

J = Indicates an estimated value

B = Indicates analyte found in associated method blank

N = Indicates presumptive evidence of a compound

## Report of Analysis

<b>Client Sample ID:</b>	SW-3	<b>Date Sampled:</b>	11/14/08
<b>Lab Sample ID:</b>	M78769-8	<b>Date Received:</b>	11/18/08
<b>Matrix:</b>	AQ - Surface Water	<b>Percent Solids:</b>	n/a
<b>Method:</b>	SW846 8260B		
<b>Project:</b>	SCMAA:98998205 (REIMBNH) 7 Harris Road Nashua NH		

## VOA NH Full List

CAS No.	Compound	Result	RL	Units	Q
78-87-5	1,2-Dichloropropane	ND	2.0	ug/l	
594-20-7	2,2-Dichloropropane	ND	5.0	ug/l	
563-58-6	1,1-Dichloropropene	ND	5.0	ug/l	
542-75-6	1,3-Dichloropropene	ND	1.0	ug/l	
123-91-1	1,4-Dioxane	ND	25	ug/l	
64-17-5	Ethanol	ND	200	ug/l	
60-29-7	Ethyl Ether	ND	5.0	ug/l	
100-41-4	Ethylbenzene	ND	1.0	ug/l	
87-68-3	Hexachlorobutadiene	ND	5.0	ug/l	
591-78-6	2-Hexanone	ND	5.0	ug/l	
98-82-8	Isopropylbenzene	ND	5.0	ug/l	
99-87-6	p-Isopropyltoluene	ND	5.0	ug/l	
1634-04-4	Methyl Tert Butyl Ether	ND	1.0	ug/l	
108-10-1	4-Methyl-2-pentanone (MIBK)	ND	5.0	ug/l	
74-95-3	Methylene bromide	ND	5.0	ug/l	
75-09-2	Methylene chloride	ND	2.0	ug/l	
91-20-3	Naphthalene	ND	5.0	ug/l	
103-65-1	n-Propylbenzene	ND	5.0	ug/l	
100-42-5	Styrene	ND	5.0	ug/l	
994-05-8	tert-Amyl Methyl Ether	ND	2.0	ug/l	
75-65-0	Tert Butyl Alcohol	ND	20	ug/l	
637-92-3	tert-Butyl Ethyl Ether	ND	2.0	ug/l	
630-20-6	1,1,1,2-Tetrachloroethane	ND	5.0	ug/l	
79-34-5	1,1,2,2-Tetrachloroethane	ND	1.0	ug/l	
127-18-4	Tetrachloroethene	ND	1.0	ug/l	
109-99-9	Tetrahydrofuran	ND	10	ug/l	
108-88-3	Toluene	ND	1.0	ug/l	
87-61-6	1,2,3-Trichlorobenzene	ND	5.0	ug/l	
120-82-1	1,2,4-Trichlorobenzene	ND	5.0	ug/l	
71-55-6	1,1,1-Trichloroethane	ND	1.0	ug/l	
79-00-5	1,1,2-Trichloroethane	ND	1.0	ug/l	
79-01-6	Trichloroethene	ND	1.0	ug/l	
75-69-4	Trichlorofluoromethane	ND	1.0	ug/l	
96-18-4	1,2,3-Trichloropropane	ND	5.0	ug/l	
95-63-6	1,2,4-Trimethylbenzene	ND	5.0	ug/l	
108-67-8	1,3,5-Trimethylbenzene	ND	5.0	ug/l	
75-01-4	Vinyl chloride	ND	1.0	ug/l	
1330-20-7	Xylene (total)	ND	1.0	ug/l	

ND = Not detected

RL = Reporting Limit

E = Indicates value exceeds calibration range

J = Indicates an estimated value

B = Indicates analyte found in associated method blank

N = Indicates presumptive evidence of a compound

**Report of Analysis**

<b>Client Sample ID:</b>	SW-3	<b>Date Sampled:</b>	11/14/08
<b>Lab Sample ID:</b>	M78769-8	<b>Date Received:</b>	11/18/08
<b>Matrix:</b>	AQ - Surface Water	<b>Percent Solids:</b>	n/a
<b>Method:</b>	SW846 8260B		
<b>Project:</b>	SCMAA:98998205 (REIMBNH) 7 Harris Road Nashua NH		

**VOA NH Full List**

CAS No.	Surrogate Recoveries	Run# 1	Run# 2	Limits
1868-53-7	Dibromofluoromethane	97%		79-130%
2037-26-5	Toluene-D8	99%		80-120%
460-00-4	4-Bromofluorobenzene	102%		80-120%

ND = Not detected

RL = Reporting Limit

E = Indicates value exceeds calibration range

J = Indicates an estimated value

B = Indicates analyte found in associated method blank

N = Indicates presumptive evidence of a compound



## Misc. Forms

---

### Custody Documents and Other Forms

---

Includes the following where applicable:

- Chain of Custody





# Shell Oil Products Chain Of Custody Record

LAB (LOCATION)

XENCO ( )

CALSITENCEL ( )

TLST AMERICA ( )

SPL ( )

OTHER ( ACCUTEST, Marlboro, MA )

Please Check Appropriate Box:

ENV. SERVICES  MOTIVA RETAIL  SHELL RETAIL

MOTIVA SO&CM  CONSULTANT  LUBES

SHELL PIPELINE  OTHER

Print Bill To Contact Name: Sovereign Consulting Inc, Eric Runstrom

INCIDENT # (ENV SERVICES) 9 8 9 9 8 2 0 5

PO # SAP #

DATE: 11/14/08

PAGE: 1 of 1

CONSULTANT COMPANY: Sovereign Consulting Inc.

ADDRESS: 9 Research Drive, Suite 2

CITY: Amherst, MA 01002

TELEPHONE: 413-253-2100 FAX: 413-253-1604

TURNAROUND TIME (CALENDAR DAYS):  STANDARD (14 DAY)  5 DAYS  3 DAYS  2 DAYS  24 HOURS  RESULTS NEEDED ON WEEKEND

DELIVERABLES:  LEVEL 1  LEVEL 2  LEVEL 3  LEVEL 4  OTHER (SPECIFY)

TEMPERATURE ON RECEIPT: Cooler #1: Cooler #2: Cooler #3:

SITE ADDRESS (Street, City and State): 7 Harris Road, Nashua, NH

CONSULTANT PROJECT CONTACT (Report to): Eric Runstrom

CONSULTANT PROJECT NO: EQ790

LAB USE ONLY

SAVER PR NAME(S) (P/P): Mike Riccio, Mike Riccio

LAB USE ONLY: M78769

SPECIAL INSTRUCTIONS OR NOTES:

Must achieve NHDES GW-1 and GW-2 standards.

SHELL CONTRACT RAIL APPLIES

STATE REIMBURSEMENT RATE APPLIES


PROVIDE LEAD DISK

### REQUESTED ANALYSIS

LAB USE ONLY	Field Sample Identification	SAMPLING		MATRIX	PRESERVATIVE					NO. OF CONT.	NH Long List VOCs & Ethanol via Method 8260	EDS Via Method 504	Container PID Readings or Laboratory Notes
		DATE	TIME		HCL	HNO3	H2SO4	NONE	OTHER				
-1	MW-4	11/14	1250	GW	X				X	5	X	X	
-2	MW-6		1130	GW	X				X	5	X	X	
-3	MW-22		1215	GW	X				X	5	X	X	
-4	MW-23		1145	GW	X					3	X		
-5	MW-24		1240	GW	X					3	X		
-6	<del>PZ-2</del>			GW	X					3	X		
-6	PZ-3		1120	GW	X					3	X		Loc 4/B6
-7	SW-1		1050	SW	X					3	X		
-8	SW-3		1030	SW	X					3	X		

Requisitioned by (Signature): <u>Mark Amos (EST)</u>	Received by (Signature): <u>Will O'Neill</u>	Date: <u>11/18/08</u>	Time: <u>12:50</u>
Requisitioned by (Signature): <u>Will O'Neill</u>	Received by (Signature): <u>Will O'Neill</u>	Date: <u>11/18/08</u>	Time: <u>15:30</u>
Requisitioned by (Signature):	Received by (Signature):	Date:	Time: <u>2:30</u>

8/20/06 Revision



## Technical Report for

Shell Oil

SCMAA:98998205 7 Harris Road Nashua NH

EQ 790

Accutest Job Number: M78764

Sampling Date: 11/14/08

Report to:

Sovereign Consulting, Inc.

erunstrom@sovcon.com

ATTN: Eric Runstrom

Total number of pages in report: **12**



Test results contained within this data package meet the requirements of the National Environmental Laboratory Accreditation Conference and/or state specific certification programs as applicable.

*Reza Pand*  
Reza Pand  
Lab Director

Client Service contact: Kristen Blanchard 508-481-6200

Certifications: MA (M-MA136) CT (PH-0109) NH (2502) RI (00071) ME (MA0136) FL (E87579)  
NY (11791) NJ (MA926) PA (68-01121) NC (653) IL (200018) NAVY USACE

This report shall not be reproduced, except in its entirety, without the written approval of Accutest Laboratories.  
Test results relate only to samples analyzed.

# Table of Contents

-1-

<b>Section 1: Sample Summary</b> .....	<b>3</b>
<b>Section 2: Sample Results</b> .....	<b>4</b>
<b>2.1: M78764-1: PZ-1</b> .....	5
<b>2.2: M78764-2: SW-2</b> .....	8
<b>Section 3: Misc. Forms</b> .....	<b>11</b>
<b>3.1: Chain of Custody</b> .....	12



## Sample Summary

Shell Oil

Job No: M78764

SCMAA:98998205 7 Harris Road Nashua NH  
Project No: EQ 790

Sample Number	Collected		Matrix			Client Sample ID
	Date	Time By	Received	Code	Type	
M78764-1	11/14/08	09:45 MG	11/18/08	AQ	Ground Water	PZ-1
M78764-2	11/14/08	09:30 MG	11/18/08	AQ	Surface Water	SW-2



## Sample Results

---

## Report of Analysis

---

## Report of Analysis

<b>Client Sample ID:</b> PZ-1	
<b>Lab Sample ID:</b> M78764-1	<b>Date Sampled:</b> 11/14/08
<b>Matrix:</b> AQ - Ground Water	<b>Date Received:</b> 11/18/08
<b>Method:</b> SW846 8260B	<b>Percent Solids:</b> n/a
<b>Project:</b> SCMAA:98998205 7 Harris Road Nashua NH	

Run #	File ID	DF	Analyzed	By	Prep Date	Prep Batch	Analytical Batch
Run #1	G86444.D	1	11/26/08	EL	n/a	n/a	MSG3490
Run #2							

Run #	Purge Volume
Run #1	5.0 ml
Run #2	

## VOA NH Full List

CAS No.	Compound	Result	RL	Units	Q
67-64-1	Acetone	ND	5.0	ug/l	
71-43-2	Benzene	ND	0.50	ug/l	
108-86-1	Bromobenzene	ND	5.0	ug/l	
74-97-5	Bromochloromethane	ND	5.0	ug/l	
75-27-4	Bromodichloromethane	ND	1.0	ug/l	
75-25-2	Bromoform	ND	1.0	ug/l	
74-83-9	Bromomethane	ND	2.0	ug/l	
78-93-3	2-Butanone (MEK)	ND	5.0	ug/l	
104-51-8	n-Butylbenzene	ND	5.0	ug/l	
135-98-8	sec-Butylbenzene	ND	5.0	ug/l	
98-06-6	tert-Butylbenzene	ND	5.0	ug/l	
75-15-0	Carbon disulfide	ND	5.0	ug/l	
56-23-5	Carbon tetrachloride	ND	1.0	ug/l	
108-90-7	Chlorobenzene	ND	1.0	ug/l	
75-00-3	Chloroethane	ND	2.0	ug/l	
67-66-3	Chloroform	ND	1.0	ug/l	
74-87-3	Chloromethane	ND	2.0	ug/l	
95-49-8	o-Chlorotoluene	ND	5.0	ug/l	
106-43-4	p-Chlorotoluene	ND	5.0	ug/l	
108-20-3	Di-Isopropyl ether	ND	2.0	ug/l	
96-12-8	1,2-Dibromo-3-chloropropane	ND	5.0	ug/l	
124-48-1	Dibromochloromethane	ND	1.0	ug/l	
106-93-4	1,2-Dibromoethane	ND	2.0	ug/l	
95-50-1	1,2-Dichlorobenzene	ND	1.0	ug/l	
541-73-1	1,3-Dichlorobenzene	ND	1.0	ug/l	
106-46-7	1,4-Dichlorobenzene	ND	1.0	ug/l	
75-71-8	Dichlorodifluoromethane	ND	2.0	ug/l	
75-34-3	1,1-Dichloroethane	ND	1.0	ug/l	
107-06-2	1,2-Dichloroethane	ND	1.0	ug/l	
75-35-4	1,1-Dichloroethene	ND	1.0	ug/l	
156-59-2	cis-1,2-Dichloroethene	ND	1.0	ug/l	
156-60-5	trans-1,2-Dichloroethene	ND	1.0	ug/l	

ND = Not detected

RL = Reporting Limit

E = Indicates value exceeds calibration range

J = Indicates an estimated value

B = Indicates analyte found in associated method blank

N = Indicates presumptive evidence of a compound

## Report of Analysis

<b>Client Sample ID:</b>	PZ-1	<b>Date Sampled:</b>	11/14/08
<b>Lab Sample ID:</b>	M78764-1	<b>Date Received:</b>	11/18/08
<b>Matrix:</b>	AQ - Ground Water	<b>Percent Solids:</b>	n/a
<b>Method:</b>	SW846 8260B		
<b>Project:</b>	SCMAA:98998205 7 Harris Road Nashua NH		

## VOA NH Full List

CAS No.	Compound	Result	RL	Units	Q
78-87-5	1,2-Dichloropropane	ND	2.0	ug/l	
594-20-7	2,2-Dichloropropane	ND	5.0	ug/l	
563-58-6	1,1-Dichloropropene	ND	5.0	ug/l	
542-75-6	1,3-Dichloropropene	ND	1.0	ug/l	
123-91-1	1,4-Dioxane	ND	25	ug/l	
60-29-7	Ethyl Ether	ND	5.0	ug/l	
100-41-4	Ethylbenzene	ND	1.0	ug/l	
87-68-3	Hexachlorobutadiene	ND	5.0	ug/l	
591-78-6	2-Hexanone	ND	5.0	ug/l	
98-82-8	Isopropylbenzene	ND	5.0	ug/l	
99-87-6	p-Isopropyltoluene	ND	5.0	ug/l	
1634-04-4	Methyl Tert Butyl Ether	ND	1.0	ug/l	
108-10-1	4-Methyl-2-pentanone (MIBK)	ND	5.0	ug/l	
74-95-3	Methylene bromide	ND	5.0	ug/l	
75-09-2	Methylene chloride	ND	2.0	ug/l	
91-20-3	Naphthalene	ND	5.0	ug/l	
103-65-1	n-Propylbenzene	ND	5.0	ug/l	
100-42-5	Styrene	ND	5.0	ug/l	
994-05-8	tert-Amyl Methyl Ether	ND	2.0	ug/l	
75-65-0	Tert Butyl Alcohol	ND	20	ug/l	
637-92-3	tert-Butyl Ethyl Ether	ND	2.0	ug/l	
630-20-6	1,1,1,2-Tetrachloroethane	ND	5.0	ug/l	
79-34-5	1,1,2,2-Tetrachloroethane	ND	1.0	ug/l	
127-18-4	Tetrachloroethene	ND	1.0	ug/l	
109-99-9	Tetrahydrofuran	ND	10	ug/l	
108-88-3	Toluene	ND	1.0	ug/l	
87-61-6	1,2,3-Trichlorobenzene	ND	5.0	ug/l	
120-82-1	1,2,4-Trichlorobenzene	ND	5.0	ug/l	
71-55-6	1,1,1-Trichloroethane	ND	1.0	ug/l	
79-00-5	1,1,2-Trichloroethane	ND	1.0	ug/l	
79-01-6	Trichloroethene	ND	1.0	ug/l	
75-69-4	Trichlorofluoromethane	ND	1.0	ug/l	
96-18-4	1,2,3-Trichloropropane	ND	5.0	ug/l	
95-63-6	1,2,4-Trimethylbenzene	ND	5.0	ug/l	
108-67-8	1,3,5-Trimethylbenzene	ND	5.0	ug/l	
75-01-4	Vinyl chloride	ND	1.0	ug/l	
1330-20-7	Xylene (total)	ND	1.0	ug/l	

ND = Not detected

RL = Reporting Limit

E = Indicates value exceeds calibration range

J = Indicates an estimated value

B = Indicates analyte found in associated method blank

N = Indicates presumptive evidence of a compound

## Report of Analysis

<b>Client Sample ID:</b> PZ-1	
<b>Lab Sample ID:</b> M78764-1	<b>Date Sampled:</b> 11/14/08
<b>Matrix:</b> AQ - Ground Water	<b>Date Received:</b> 11/18/08
<b>Method:</b> SW846 8260B	<b>Percent Solids:</b> n/a
<b>Project:</b> SCMAA:98998205 7 Harris Road Nashua NH	

### VOA NH Full List

CAS No.	Surrogate Recoveries	Run# 1	Run# 2	Limits
1868-53-7	Dibromofluoromethane	94%		79-130%
2037-26-5	Toluene-D8	98%		80-120%
460-00-4	4-Bromofluorobenzene	102%		80-120%

ND = Not detected  
 RL = Reporting Limit  
 E = Indicates value exceeds calibration range

J = Indicates an estimated value  
 B = Indicates analyte found in associated method blank  
 N = Indicates presumptive evidence of a compound



## Report of Analysis

<b>Client Sample ID:</b> SW-2	
<b>Lab Sample ID:</b> M78764-2	<b>Date Sampled:</b> 11/14/08
<b>Matrix:</b> AQ - Surface Water	<b>Date Received:</b> 11/18/08
<b>Method:</b> SW846 8260B	<b>Percent Solids:</b> n/a
<b>Project:</b> SCMAA:98998205 7 Harris Road Nashua NH	

Run #	File ID	DF	Analyzed	By	Prep Date	Prep Batch	Analytical Batch
Run #1	G86447.D	1	11/26/08	EL	n/a	n/a	MSG3490
Run #2							

Run #	Purge Volume
Run #1	5.0 ml
Run #2	

## VOA NH Full List

CAS No.	Compound	Result	RL	Units	Q
67-64-1	Acetone	ND	5.0	ug/l	
71-43-2	Benzene	ND	0.50	ug/l	
108-86-1	Bromobenzene	ND	5.0	ug/l	
74-97-5	Bromochloromethane	ND	5.0	ug/l	
75-27-4	Bromodichloromethane	ND	1.0	ug/l	
75-25-2	Bromoform	ND	1.0	ug/l	
74-83-9	Bromomethane	ND	2.0	ug/l	
78-93-3	2-Butanone (MEK)	ND	5.0	ug/l	
104-51-8	n-Butylbenzene	ND	5.0	ug/l	
135-98-8	sec-Butylbenzene	ND	5.0	ug/l	
98-06-6	tert-Butylbenzene	ND	5.0	ug/l	
75-15-0	Carbon disulfide	ND	5.0	ug/l	
56-23-5	Carbon tetrachloride	ND	1.0	ug/l	
108-90-7	Chlorobenzene	ND	1.0	ug/l	
75-00-3	Chloroethane	ND	2.0	ug/l	
67-66-3	Chloroform	ND	1.0	ug/l	
74-87-3	Chloromethane	ND	2.0	ug/l	
95-49-8	o-Chlorotoluene	ND	5.0	ug/l	
106-43-4	p-Chlorotoluene	ND	5.0	ug/l	
108-20-3	Di-Isopropyl ether	ND	2.0	ug/l	
96-12-8	1,2-Dibromo-3-chloropropane	ND	5.0	ug/l	
124-48-1	Dibromochloromethane	ND	1.0	ug/l	
106-93-4	1,2-Dibromoethane	ND	2.0	ug/l	
95-50-1	1,2-Dichlorobenzene	ND	1.0	ug/l	
541-73-1	1,3-Dichlorobenzene	ND	1.0	ug/l	
106-46-7	1,4-Dichlorobenzene	ND	1.0	ug/l	
75-71-8	Dichlorodifluoromethane	ND	2.0	ug/l	
75-34-3	1,1-Dichloroethane	ND	1.0	ug/l	
107-06-2	1,2-Dichloroethane	ND	1.0	ug/l	
75-35-4	1,1-Dichloroethene	ND	1.0	ug/l	
156-59-2	cis-1,2-Dichloroethene	ND	1.0	ug/l	
156-60-5	trans-1,2-Dichloroethene	ND	1.0	ug/l	

ND = Not detected

RL = Reporting Limit

E = Indicates value exceeds calibration range

J = Indicates an estimated value

B = Indicates analyte found in associated method blank

N = Indicates presumptive evidence of a compound

## Report of Analysis

<b>Client Sample ID:</b>	SW-2	<b>Date Sampled:</b>	11/14/08
<b>Lab Sample ID:</b>	M78764-2	<b>Date Received:</b>	11/18/08
<b>Matrix:</b>	AQ - Surface Water	<b>Percent Solids:</b>	n/a
<b>Method:</b>	SW846 8260B		
<b>Project:</b>	SCMAA:98998205 7 Harris Road Nashua NH		

## VOA NH Full List

CAS No.	Compound	Result	RL	Units	Q
78-87-5	1,2-Dichloropropane	ND	2.0	ug/l	
594-20-7	2,2-Dichloropropane	ND	5.0	ug/l	
563-58-6	1,1-Dichloropropene	ND	5.0	ug/l	
542-75-6	1,3-Dichloropropene	ND	1.0	ug/l	
123-91-1	1,4-Dioxane	ND	25	ug/l	
60-29-7	Ethyl Ether	ND	5.0	ug/l	
100-41-4	Ethylbenzene	ND	1.0	ug/l	
87-68-3	Hexachlorobutadiene	ND	5.0	ug/l	
591-78-6	2-Hexanone	ND	5.0	ug/l	
98-82-8	Isopropylbenzene	ND	5.0	ug/l	
99-87-6	p-Isopropyltoluene	ND	5.0	ug/l	
1634-04-4	Methyl Tert Butyl Ether	ND	1.0	ug/l	
108-10-1	4-Methyl-2-pentanone (MIBK)	ND	5.0	ug/l	
74-95-3	Methylene bromide	ND	5.0	ug/l	
75-09-2	Methylene chloride	ND	2.0	ug/l	
91-20-3	Naphthalene	ND	5.0	ug/l	
103-65-1	n-Propylbenzene	ND	5.0	ug/l	
100-42-5	Styrene	ND	5.0	ug/l	
994-05-8	tert-Amyl Methyl Ether	ND	2.0	ug/l	
75-65-0	Tert Butyl Alcohol	ND	20	ug/l	
637-92-3	tert-Butyl Ethyl Ether	ND	2.0	ug/l	
630-20-6	1,1,1,2-Tetrachloroethane	ND	5.0	ug/l	
79-34-5	1,1,2,2-Tetrachloroethane	ND	1.0	ug/l	
127-18-4	Tetrachloroethene	ND	1.0	ug/l	
109-99-9	Tetrahydrofuran	ND	10	ug/l	
108-88-3	Toluene	ND	1.0	ug/l	
87-61-6	1,2,3-Trichlorobenzene	ND	5.0	ug/l	
120-82-1	1,2,4-Trichlorobenzene	ND	5.0	ug/l	
71-55-6	1,1,1-Trichloroethane	ND	1.0	ug/l	
79-00-5	1,1,2-Trichloroethane	ND	1.0	ug/l	
79-01-6	Trichloroethene	ND	1.0	ug/l	
75-69-4	Trichlorofluoromethane	ND	1.0	ug/l	
96-18-4	1,2,3-Trichloropropane	ND	5.0	ug/l	
95-63-6	1,2,4-Trimethylbenzene	ND	5.0	ug/l	
108-67-8	1,3,5-Trimethylbenzene	ND	5.0	ug/l	
75-01-4	Vinyl chloride	ND	1.0	ug/l	
1330-20-7	Xylene (total)	ND	1.0	ug/l	

ND = Not detected

RL = Reporting Limit

E = Indicates value exceeds calibration range

J = Indicates an estimated value

B = Indicates analyte found in associated method blank

N = Indicates presumptive evidence of a compound

## Report of Analysis

<b>Client Sample ID:</b> SW-2		
<b>Lab Sample ID:</b> M78764-2		<b>Date Sampled:</b> 11/14/08
<b>Matrix:</b> AQ - Surface Water		<b>Date Received:</b> 11/18/08
<b>Method:</b> SW846 8260B		<b>Percent Solids:</b> n/a
<b>Project:</b> SCMAA:98998205 7 Harris Road Nashua NH		

### VOA NH Full List

CAS No.	Surrogate Recoveries	Run# 1	Run# 2	Limits
1868-53-7	Dibromofluoromethane	93%		79-130%
2037-26-5	Toluene-D8	99%		80-120%
460-00-4	4-Bromofluorobenzene	102%		80-120%

ND = Not detected  
 RL = Reporting Limit  
 E = Indicates value exceeds calibration range

J = Indicates an estimated value  
 B = Indicates analyte found in associated method blank  
 N = Indicates presumptive evidence of a compound



## Misc. Forms

---

### Custody Documents and Other Forms

---

Includes the following where applicable:

- Chain of Custody

LAB (LOCATION)

- XENCO ( )
- CALSCIENCE ( )
- TEST AMERICA ( )
- SPL ( )
- OTHER ( ACCUTEST, Marlboro, MA )



Shell Oil Products Chain Of Custody Record

Please Check Appropriate Box:

<input checked="" type="checkbox"/> ENV. SERVICES	<input type="checkbox"/> MOTIVA RETAIL	<input type="checkbox"/> SHELL RETAIL
<input type="checkbox"/> MOTIVA SERVICE	<input type="checkbox"/> CONSULTANT	<input type="checkbox"/> LUBS
<input type="checkbox"/> SHELL PIPELINE	<input type="checkbox"/> OTHER	

Print Bill To Contact Name:

Dave Weeks

PO #

INCIDENT # (ENV SERVICES)

9 8 9 9 8 2 0 5

SAP #

1 3 8 2 8 2

CHECK IF ANY INCIDENT # APPLIES

DATE: 11/14

PAGE 1 of 1

CONSULTANT COMPANY: Sovereign Consulting Inc.

ADDRESS: 9 Research Drive, Suite 2

CITY: Amherst, MA 01002

TELEPHONE: 413-253-2100 FAX: 413-253-1604 EMAIL: ericrunstrom@sovereign.com

TURNAROUND TIME (CALENDAR DAYS):  STANDARD (14 DAY)  5 DAYS  3 DAYS  2 DAYS  24 HOURS  RESULTS NEEDED ON WEEKEND

DELIVERABLES:  LEVEL 1  LEVEL 2  LEVEL 3  LEVEL 4  OTHER (SPECIFY)

TEMPERATURE ON RECEIPT C°: Cooler #1 Cooler #2 Cooler #3

BILL ADDRESS (Street, City and State): 7 Harris Road, Nashua, NH

CONSULTANT PROJECT CONTACT (Report to): Eric Runstrom

CONSULTANT PROJECT NO: EQ790

SAMPLE NAME(S) (Print):

LAB USE ONLY: M78764

REQUESTED ANALYSIS

NH Long List VOCs	REQUESTED ANALYSIS										Container PID Readings or Laboratory Notes	
	1	2	3	4	5	6	7	8	9	10		
												Loc 4135

SPECIAL INSTRUCTIONS OR NOTES:

Must achieve NHDES GW-1 and GW-2 standards.

SHELL CONTRACT RATE APPLIES

STATE REIMBURSEMENT RATE APPLIES

PROVIDE LEAD DISK

LAB USE ONLY	Field Sample Identification	SAMPLING		MATRIX	PRESERVATIVE						NO. OF CONT.	NH Long List VOCs	Container PID Readings or Laboratory Notes	
		DATE	TIME		HCL	HNO3	H2SO4	NONE	OTHER					
1	PZ-1	11/14	0945	GW	X									
2	SW-2	↓	0930	SW	X									

Requisitioned by (Signature): <i>[Signature]</i> EST	Received by (Signature): <i>Will Hall</i>	Date: 11/10/03	Time: 1245
Requisitioned by (Signature): <i>Will Hall</i>	Received by (Signature): <i>Will Hall</i>	Date: 11/10/03	Time: 1530

OSQAP Revision 2.00

31  
3



Technical Report for

Shell Oil

SCMAA:98998205 (REIMBNH) 7 Harris Road Nashua NH

EQ 790

Accutest Job Number: M79968

Sampling Date: 01/06/09

Report to:

Sovereign Consulting, Inc.

erunstrom@sovcon.com

ATTN: Eric Runstrom

Total number of pages in report: 9



Test results contained within this data package meet the requirements of the National Environmental Laboratory Accreditation Conference and/or state specific certification programs as applicable.

*Reza Pand*  
Reza Pand  
Lab Director

Client Service contact: Kristen Blanchard 508-481-6200

Certifications: MA (M-MA136) CT (PH-0109) NH (2502) RI (00071) ME (MA0136) FL (E87579)  
NY (11791) NJ (MA926) PA (68-01121) NC (653) IL (200018) NAVY USACE

This report shall not be reproduced, except in its entirety, without the written approval of Accutest Laboratories.  
Test results relate only to samples analyzed.



# Table of Contents

-1-

<b>Section 1: Sample Summary</b> .....	<b>3</b>
<b>Section 2: Sample Results</b> .....	<b>4</b>
<b>2.1: M79968-1: PZ-2</b> .....	<b>5</b>
<b>Section 3: Misc. Forms</b> .....	<b>8</b>
<b>3.1: Chain of Custody</b> .....	<b>9</b>



## Sample Summary

Shell Oil

Job No: M79968

SCMAA:98998205 (REIMBNH) 7 Harris Road Nashua NH  
Project No: EQ 790

Sample Number	Collected		Matrix			Client Sample ID
	Date	Time By	Received	Code	Type	
M79968-1	01/06/09	11:15 SBR	01/12/09	AQ	Ground Water	PZ-2





## Sample Results

---

## Report of Analysis

---

## Report of Analysis

<b>Client Sample ID:</b>	PZ-2	<b>Date Sampled:</b>	01/06/09
<b>Lab Sample ID:</b>	M79968-1	<b>Date Received:</b>	01/12/09
<b>Matrix:</b>	AQ - Ground Water	<b>Percent Solids:</b>	n/a
<b>Method:</b>	SW846 8260B		
<b>Project:</b>	SCMAA:98998205 (REIMBNH) 7 Harris Road Nashua NH		

Run #	File ID	DF	Analyzed	By	Prep Date	Prep Batch	Analytical Batch
Run #1	N32383.D	1	01/15/09	AT	n/a	n/a	MSN1196
Run #2							

Run #	Purge Volume
Run #1	5.0 ml
Run #2	

## VOA NH Full List

CAS No.	Compound	Result	RL	Units	Q
67-64-1	Acetone	ND	5.0	ug/l	
71-43-2	Benzene	ND	0.50	ug/l	
108-86-1	Bromobenzene	ND	5.0	ug/l	
74-97-5	Bromochloromethane	ND	5.0	ug/l	
75-27-4	Bromodichloromethane	ND	1.0	ug/l	
75-25-2	Bromoform	ND	1.0	ug/l	
74-83-9	Bromomethane	ND	2.0	ug/l	
78-93-3	2-Butanone (MEK)	ND	5.0	ug/l	
104-51-8	n-Butylbenzene	ND	5.0	ug/l	
135-98-8	sec-Butylbenzene	ND	5.0	ug/l	
98-06-6	tert-Butylbenzene	ND	5.0	ug/l	
75-15-0	Carbon disulfide	ND	5.0	ug/l	
56-23-5	Carbon tetrachloride	ND	1.0	ug/l	
108-90-7	Chlorobenzene	ND	1.0	ug/l	
75-00-3	Chloroethane	ND	2.0	ug/l	
67-66-3	Chloroform	ND	1.0	ug/l	
74-87-3	Chloromethane	ND	2.0	ug/l	
95-49-8	o-Chlorotoluene	ND	5.0	ug/l	
106-43-4	p-Chlorotoluene	ND	5.0	ug/l	
108-20-3	Di-Isopropyl ether	ND	2.0	ug/l	
96-12-8	1,2-Dibromo-3-chloropropane	ND	5.0	ug/l	
124-48-1	Dibromochloromethane	ND	1.0	ug/l	
106-93-4	1,2-Dibromoethane	ND	2.0	ug/l	
95-50-1	1,2-Dichlorobenzene	ND	1.0	ug/l	
541-73-1	1,3-Dichlorobenzene	ND	1.0	ug/l	
106-46-7	1,4-Dichlorobenzene	ND	1.0	ug/l	
75-71-8	Dichlorodifluoromethane	ND	2.0	ug/l	
75-34-3	1,1-Dichloroethane	ND	1.0	ug/l	
107-06-2	1,2-Dichloroethane	ND	1.0	ug/l	
75-35-4	1,1-Dichloroethene	ND	1.0	ug/l	
156-59-2	cis-1,2-Dichloroethene	ND	1.0	ug/l	
156-60-5	trans-1,2-Dichloroethene	ND	1.0	ug/l	

ND = Not detected

RL = Reporting Limit

E = Indicates value exceeds calibration range

J = Indicates an estimated value

B = Indicates analyte found in associated method blank

N = Indicates presumptive evidence of a compound

## Report of Analysis

<b>Client Sample ID:</b>	PZ-2	<b>Date Sampled:</b>	01/06/09
<b>Lab Sample ID:</b>	M79968-1	<b>Date Received:</b>	01/12/09
<b>Matrix:</b>	AQ - Ground Water	<b>Percent Solids:</b>	n/a
<b>Method:</b>	SW846 8260B		
<b>Project:</b>	SCMAA:98998205 (REIMBNH) 7 Harris Road Nashua NH		

## VOA NH Full List

CAS No.	Compound	Result	RL	Units	Q
78-87-5	1,2-Dichloropropane	ND	2.0	ug/l	
594-20-7	2,2-Dichloropropane	ND	5.0	ug/l	
563-58-6	1,1-Dichloropropene	ND	5.0	ug/l	
542-75-6	1,3-Dichloropropene	ND	1.0	ug/l	
123-91-1	1,4-Dioxane	ND	25	ug/l	
60-29-7	Ethyl Ether	ND	5.0	ug/l	
100-41-4	Ethylbenzene	ND	1.0	ug/l	
87-68-3	Hexachlorobutadiene	ND	5.0	ug/l	
591-78-6	2-Hexanone	ND	5.0	ug/l	
98-82-8	Isopropylbenzene	ND	5.0	ug/l	
99-87-6	p-Isopropyltoluene	ND	5.0	ug/l	
1634-04-4	Methyl Tert Butyl Ether	86.3	1.0	ug/l	
108-10-1	4-Methyl-2-pentanone (MIBK)	ND	5.0	ug/l	
74-95-3	Methylene bromide	ND	5.0	ug/l	
75-09-2	Methylene chloride	ND	2.0	ug/l	
91-20-3	Naphthalene	ND	5.0	ug/l	
103-65-1	n-Propylbenzene	ND	5.0	ug/l	
100-42-5	Styrene	ND	5.0	ug/l	
994-05-8	tert-Amyl Methyl Ether	ND	2.0	ug/l	
75-65-0	Tert Butyl Alcohol	2240	20	ug/l	
637-92-3	tert-Butyl Ethyl Ether	ND	2.0	ug/l	
630-20-6	1,1,1,2-Tetrachloroethane	ND	5.0	ug/l	
79-34-5	1,1,2,2-Tetrachloroethane	ND	1.0	ug/l	
127-18-4	Tetrachloroethene	ND	1.0	ug/l	
109-99-9	Tetrahydrofuran	ND	10	ug/l	
108-88-3	Toluene	ND	1.0	ug/l	
87-61-6	1,2,3-Trichlorobenzene	ND	5.0	ug/l	
120-82-1	1,2,4-Trichlorobenzene	ND	5.0	ug/l	
71-55-6	1,1,1-Trichloroethane	ND	1.0	ug/l	
79-00-5	1,1,2-Trichloroethane	ND	1.0	ug/l	
79-01-6	Trichloroethene	ND	1.0	ug/l	
75-69-4	Trichlorofluoromethane	ND	1.0	ug/l	
96-18-4	1,2,3-Trichloropropane	ND	5.0	ug/l	
95-63-6	1,2,4-Trimethylbenzene	ND	5.0	ug/l	
108-67-8	1,3,5-Trimethylbenzene	ND	5.0	ug/l	
75-01-4	Vinyl chloride	ND	1.0	ug/l	
1330-20-7	Xylene (total)	ND	1.0	ug/l	

ND = Not detected

RL = Reporting Limit

E = Indicates value exceeds calibration range

J = Indicates an estimated value

B = Indicates analyte found in associated method blank

N = Indicates presumptive evidence of a compound

## Report of Analysis

<b>Client Sample ID:</b> PZ-2		
<b>Lab Sample ID:</b> M79968-1		<b>Date Sampled:</b> 01/06/09
<b>Matrix:</b> AQ - Ground Water		<b>Date Received:</b> 01/12/09
<b>Method:</b> SW846 8260B		<b>Percent Solids:</b> n/a
<b>Project:</b> SCMAA:98998205 (REIMBNH) 7 Harris Road Nashua NH		

### VOA NH Full List

CAS No.	Surrogate Recoveries	Run# 1	Run# 2	Limits
1868-53-7	Dibromofluoromethane	100%		79-130%
2037-26-5	Toluene-D8	100%		80-120%
460-00-4	4-Bromofluorobenzene	99%		80-120%

ND = Not detected  
 RL = Reporting Limit  
 E = Indicates value exceeds calibration range

J = Indicates an estimated value  
 B = Indicates analyte found in associated method blank  
 N = Indicates presumptive evidence of a compound



## Misc. Forms

---

### Custody Documents and Other Forms

---

Includes the following where applicable:

- Certification Exceptions
- Certification Exceptions (NH)
- Chain of Custody

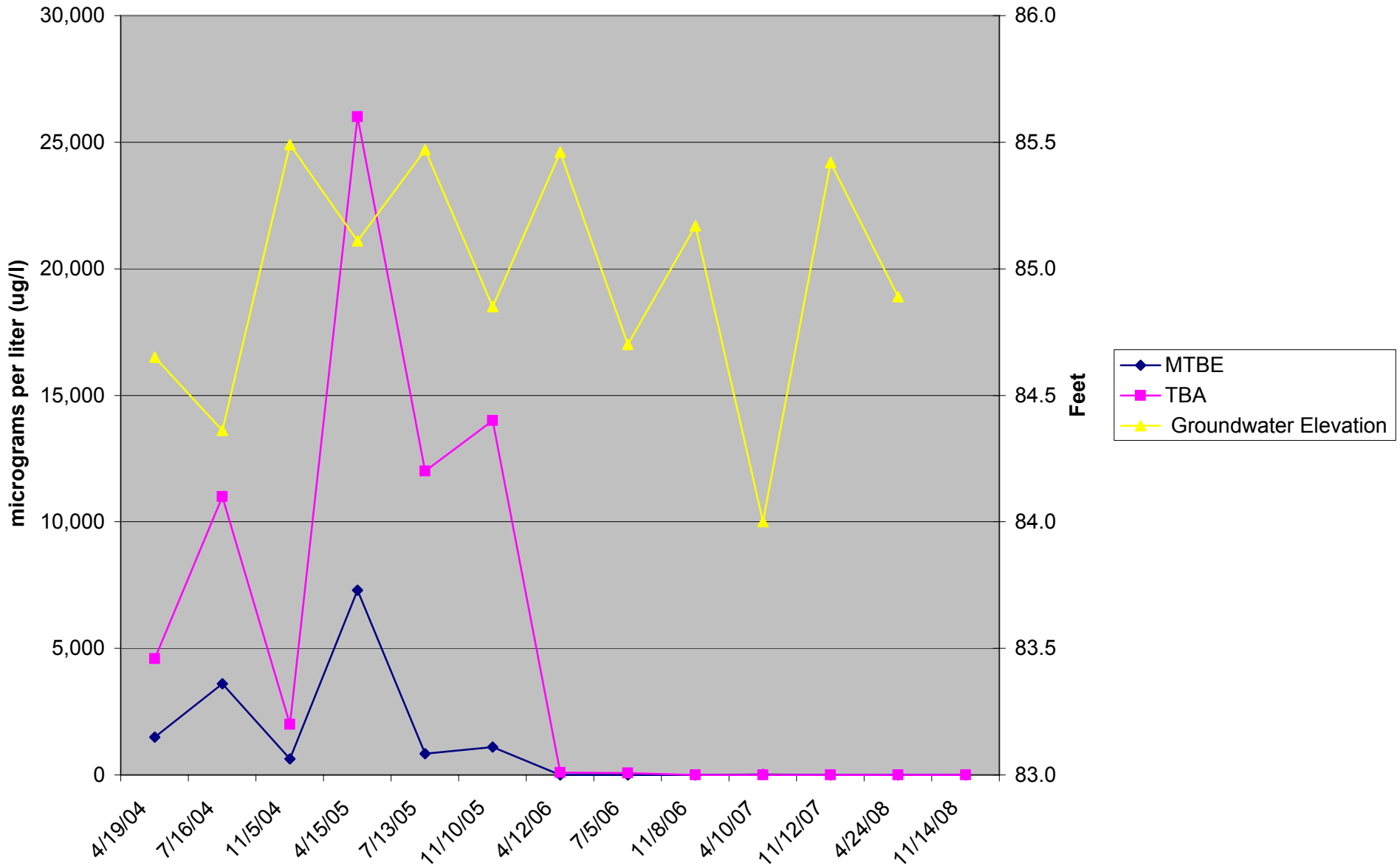
ACCUTEST JOB #: M79968  
ACCUTEST QUOTE #:

CLIENT INFORMATION		FACILITY INFORMATION						ANALYTICAL INFORMATION						MATRIX CODES
NAME: <u>Eric Runstrom, Sovereign Consult</u> ADDRESS: <u>4 Open Square Way Suite 307</u> CITY: <u>Holyoke</u> STATE: <u>MA</u> ZIP: <u>01040</u> SEND REPORT TO: <u>Eric Runstrom</u> PHONE #: <u>413-540-0650</u>		PROJECT NAME: <u>EQ790</u> LOCATION: <u>Nashua NH</u> PROJECT NO.: <u>EQ790</u> FAX #: <u>(413) 540-0650</u>						<u>413-540-0650</u> <u>by 8:00</u>						DW - DRINKING WATER GW - GROUND WATER WW - WASTE WATER SO - SOIL SL - SLUDGE OI - OIL LIQ - OTHER LIQUID SOL - OTHER SOLID
ACCUTEST SAMPLE #	FIELD ID / POINT OF COLLECTION	COLLECTION			PRESERVATION									LAB USE ONLY
		DATE	TIME	SAMPLED BY:	MATRIX	# OF BOTTLES	HCl	NH <sub>4</sub> OH	NH <sub>4</sub> NO <sub>3</sub>	HEBOA	NONE			
-1	PZ-2	1-6-09	11:15	SRGW	2	X								
2														
<b>DATA TURNAROUND INFORMATION</b> <input checked="" type="checkbox"/> 14 DAYS STANDARD APPROVED BY: _____ <input type="checkbox"/> 7 DAYS RUSH <input type="checkbox"/> 48 HOUR EMERGENCY <input type="checkbox"/> OTHER 14 DAY TURNAROUND HARDCOPY, EMERGENCY OR RUSH IS FAX DATA UNLESS PREVIOUSLY APPROVED		<b>DATA DELIVERABLE INFORMATION</b> <input checked="" type="checkbox"/> STANDARD <input type="checkbox"/> COMMERCIAL "B" <input type="checkbox"/> DISK DELIVERABLE <input type="checkbox"/> STATE FORMS <input type="checkbox"/> OTHER (SPECIFY) _____						<b>COMMENTS/REMARKS</b> <u>-Must meet NHDS 6-1 &amp; 6-2 standards</u> <u>-NHDES reimbursement rate applies</u>						
SAMPLE CUSTODY MUST BE DOCUMENTED BELOW EACH TIME SAMPLES CHANGE POSSESSION, INCLUDING COURIER DELIVERY														
RELINQUISHED BY SAMPLER: 1. <u>Shera Robbins</u>	DATE TIME: <u>1/6/09</u>	RECEIVED BY: 1. <u>Sovereign Fridge</u>	RELINQUISHED BY: 2. <u>Sovereign</u>	DATE TIME: <u>1/12/09 12:15</u>	RECEIVED BY: 2. <u>Wayne Moore</u>									
RELINQUISHED BY: 3. <u>Wayne Moore</u>	DATE TIME: <u>1-12-09</u>	RECEIVED BY: 3. <u>Wayne Moore</u>	RELINQUISHED BY: 4.	DATE TIME:	RECEIVED BY: 4.									
RELINQUISHED BY: 5.	DATE TIME:	RECEIVED BY: 5.	SEAL #	PRESERVE WHERE APPLICABLE		ON ICE <input checked="" type="checkbox"/>		TEMPERATURE <u>2.2</u> C						

31  
3

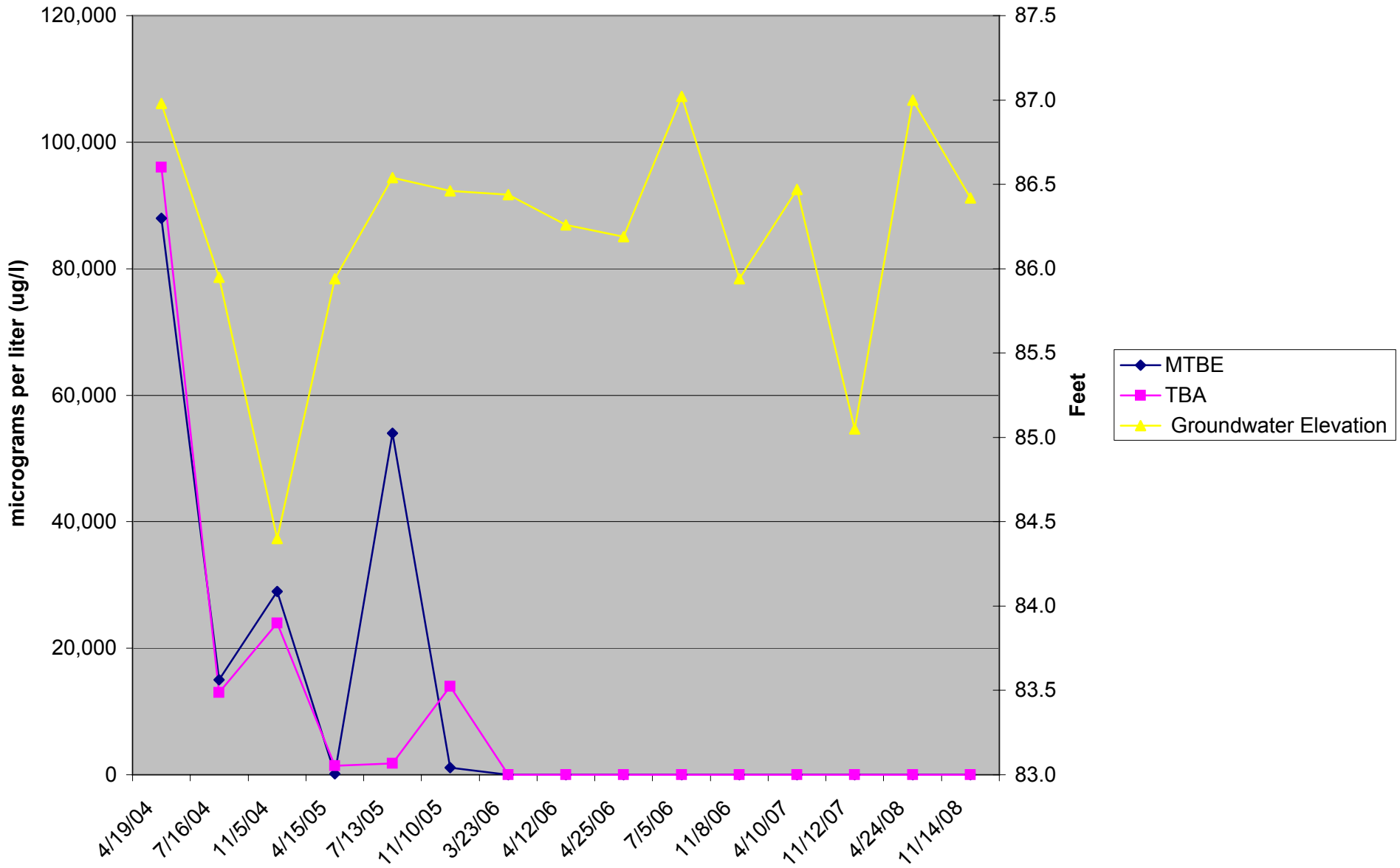
**ATTACHMENT C**

**Chart 1A**  
**Groundwater Concentrations and Elevations over Time: MW-4**  
**Shell Branded Service Station #138282**  
**7 Harris Rd**  
**Nashua, NH**

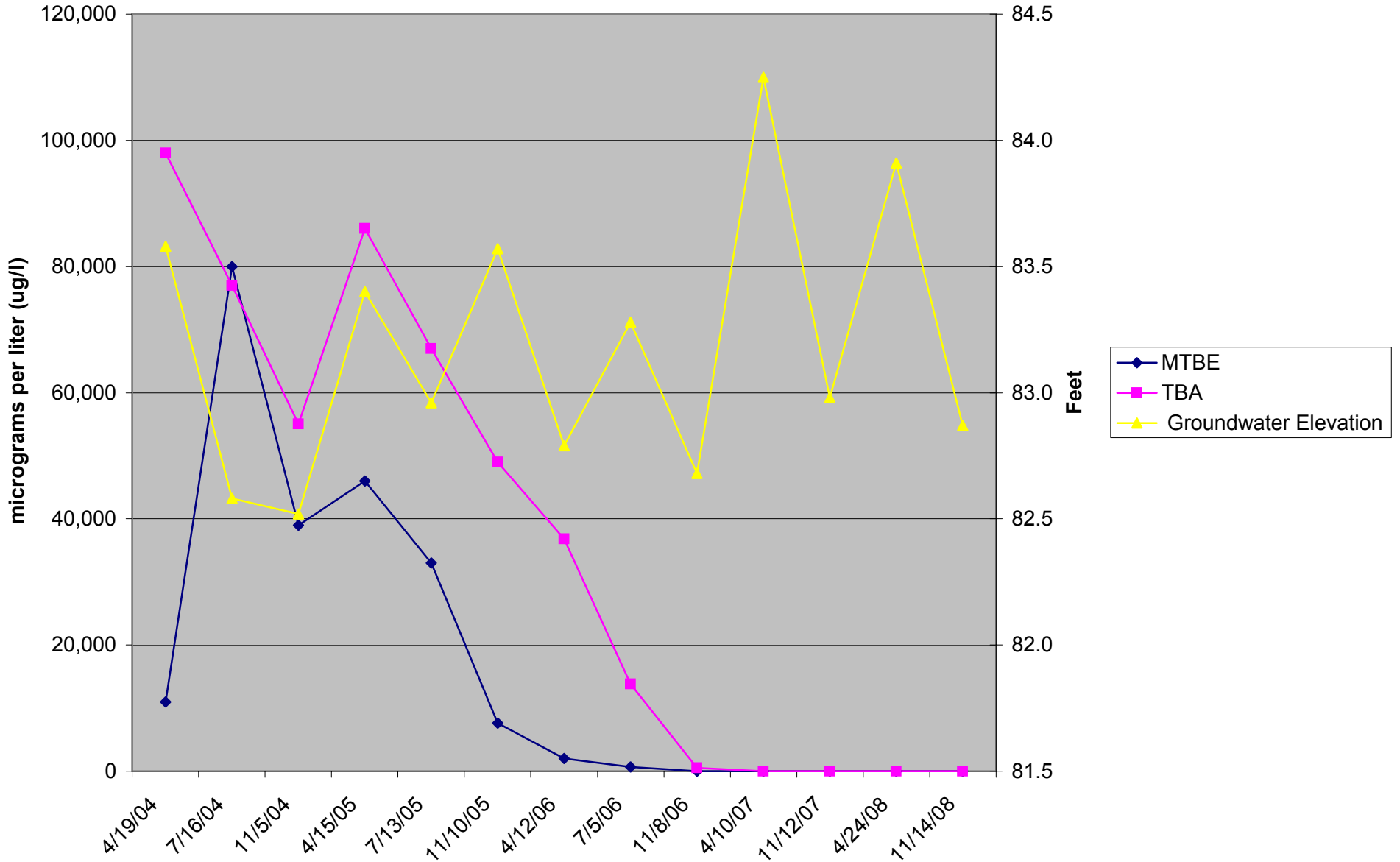




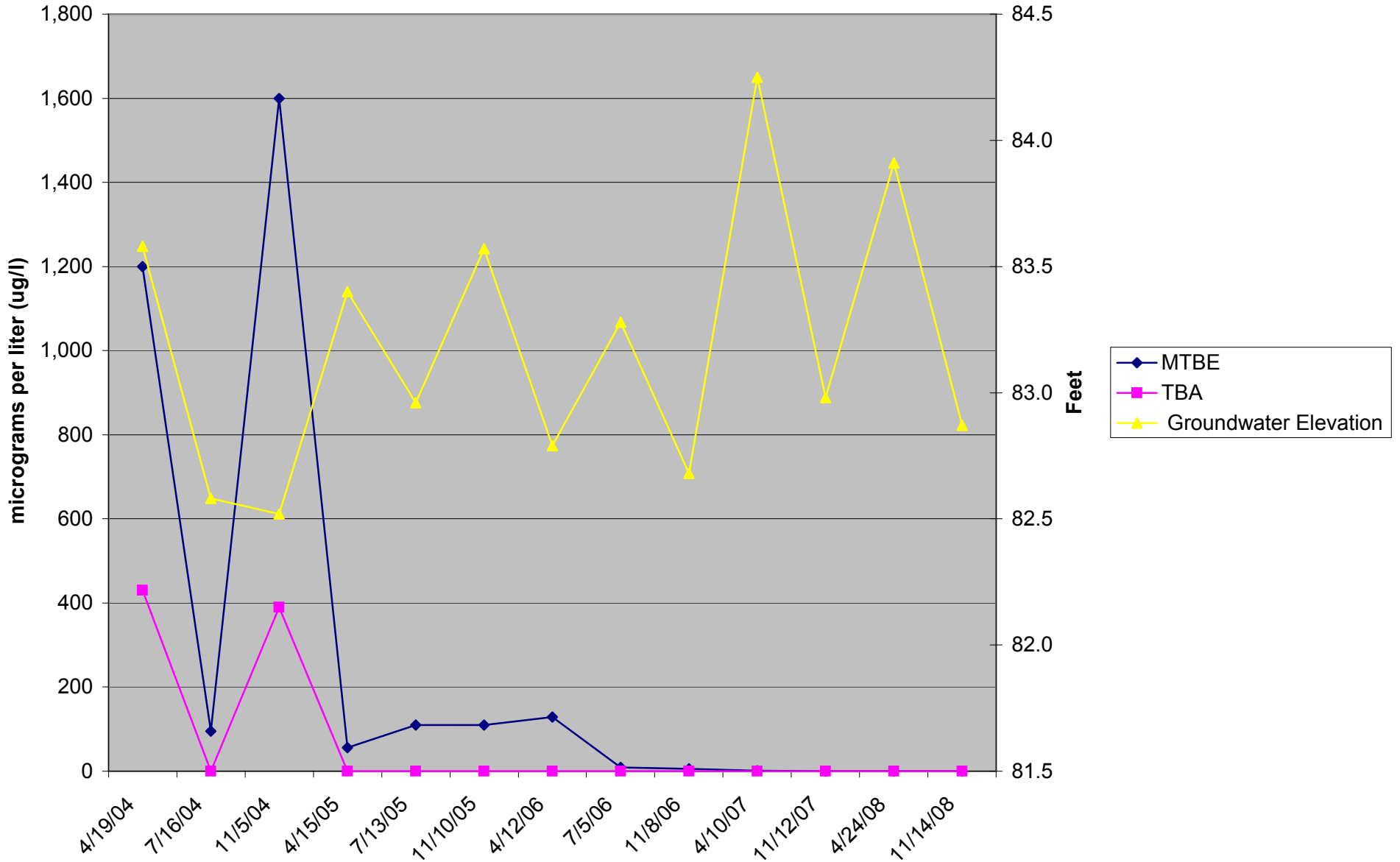
**Chart 2A**  
**Groundwater Concentrations and Elevations over Time: MW-6**  
**Shell Branded Service Station #138282**  
**7 Harris Rd**  
**Nashua, NH**



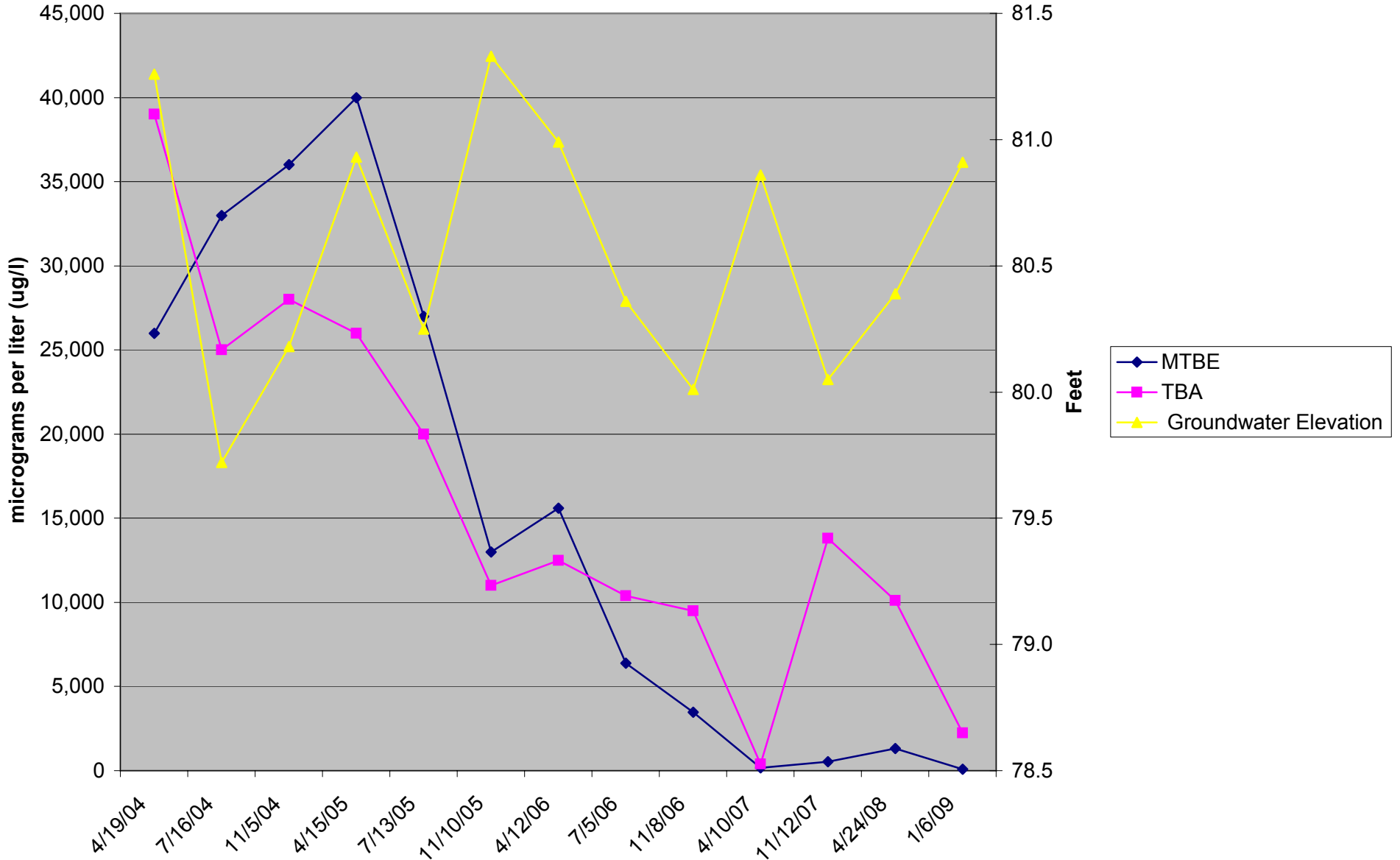
**Chart 3A**  
**Groundwater Concentrations and Elevations over Time: MW-22**  
**Shell Branded Service Station #138282**  
**7 Harris Rd**  
**Nashua, NH**



**Chart 4A**  
**Groundwater Concentrations and Elevations over Time: MW-23**  
**Shell Branded Service Station #138282**  
**7 Harris Rd**  
**Nashua, NH**



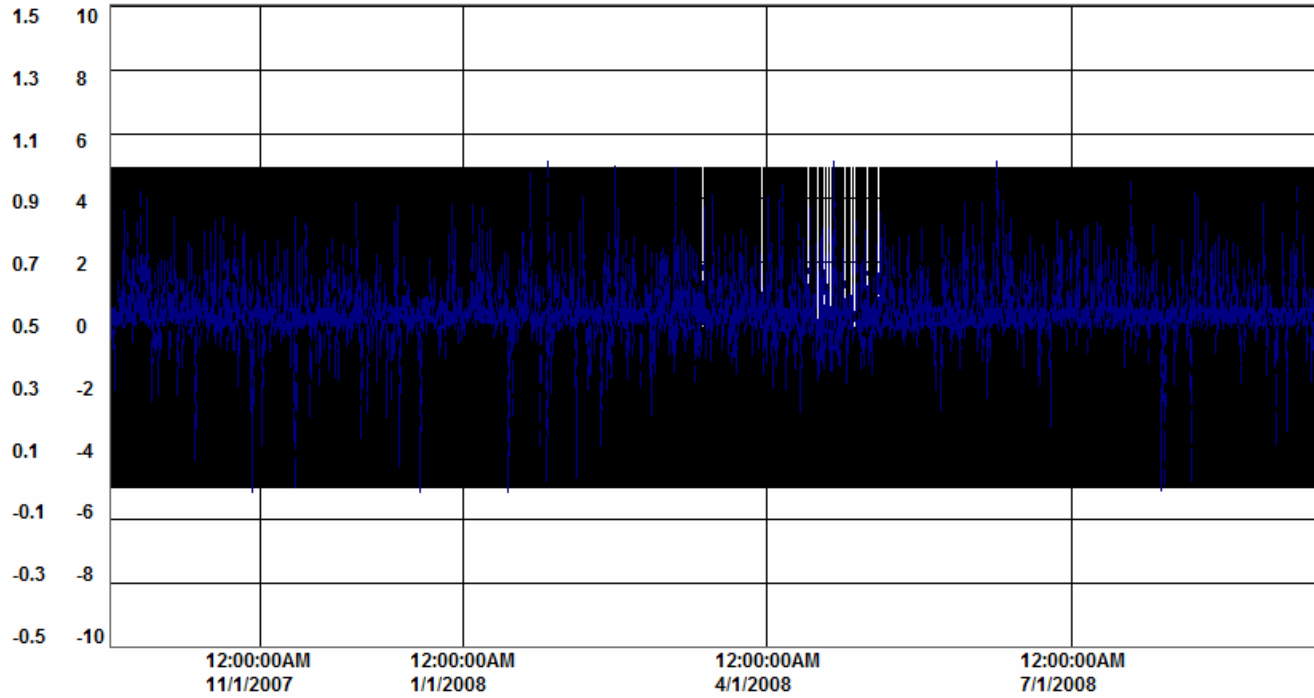
**Chart 5A**  
**Groundwater Concentrations and Elevations over Time: PZ-2**  
**Shell Branded Service Station #138282**  
**7 Harris Rd**  
**Nashua, NH**



**ATTACHMENT D**

On/Off In H2O

SN84133



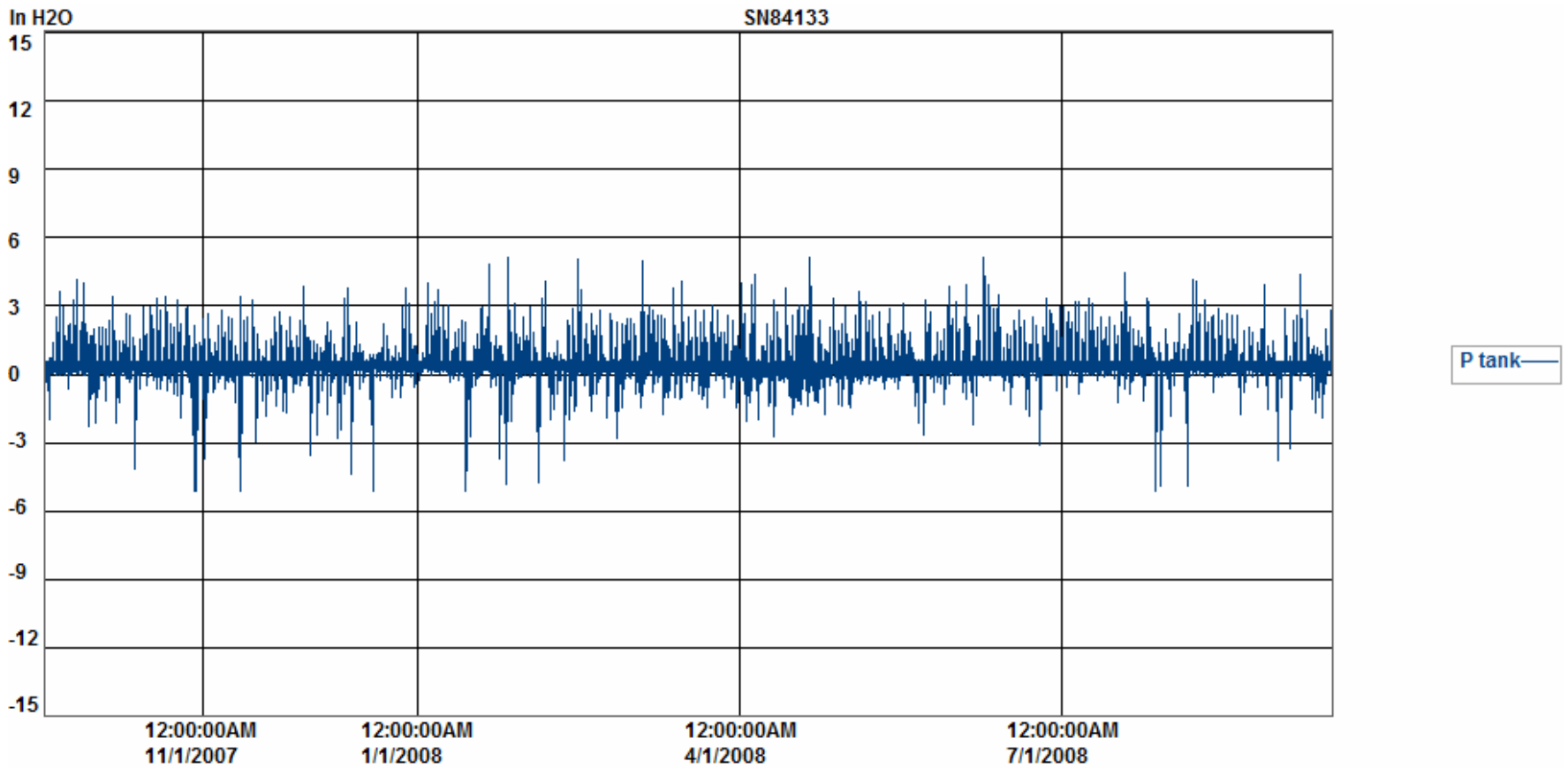
On/Off —  
P tank - -

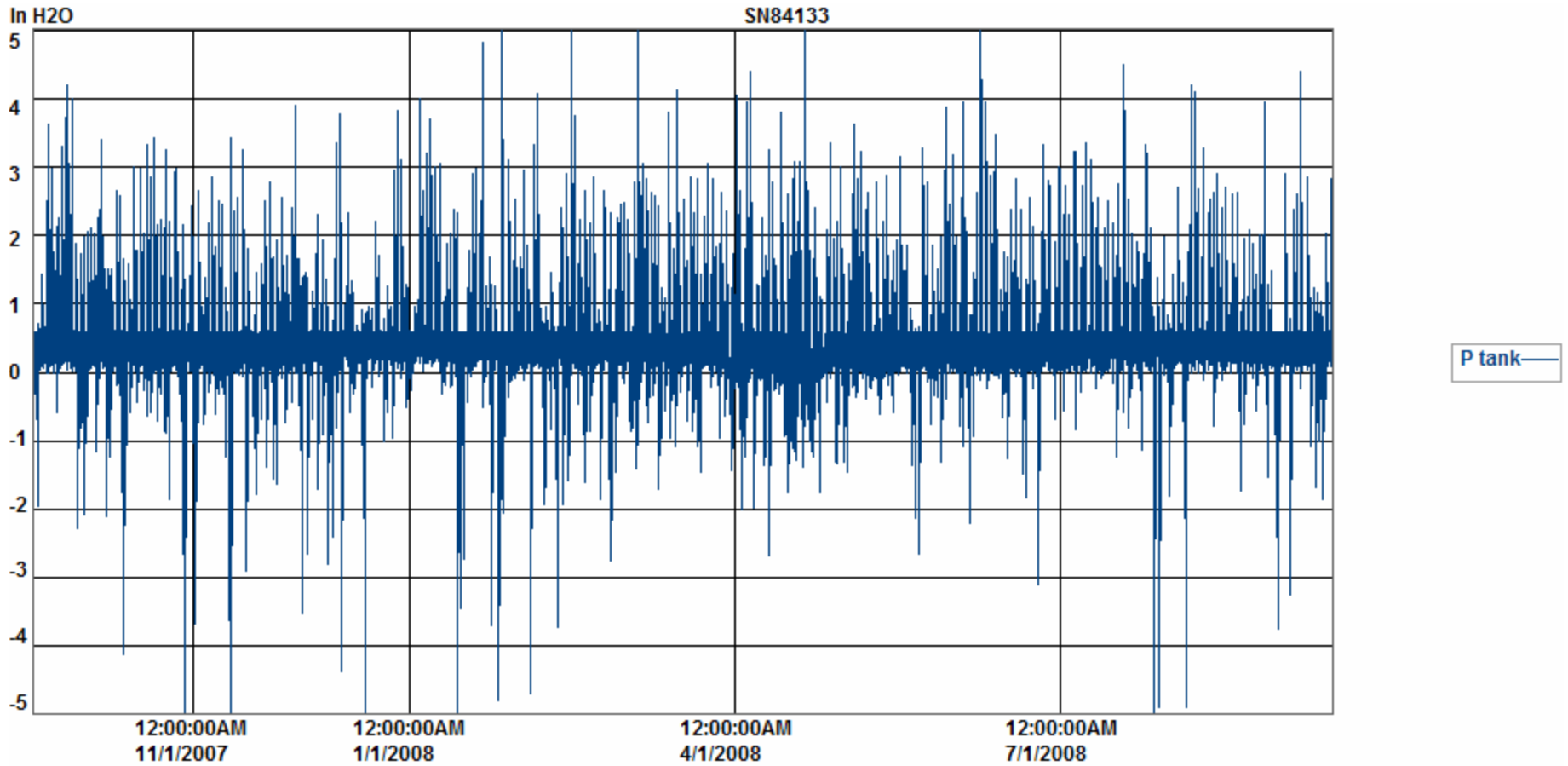
**SHELL24.TRW**

Start Time: Sep/17/2007 5:46:34 PM

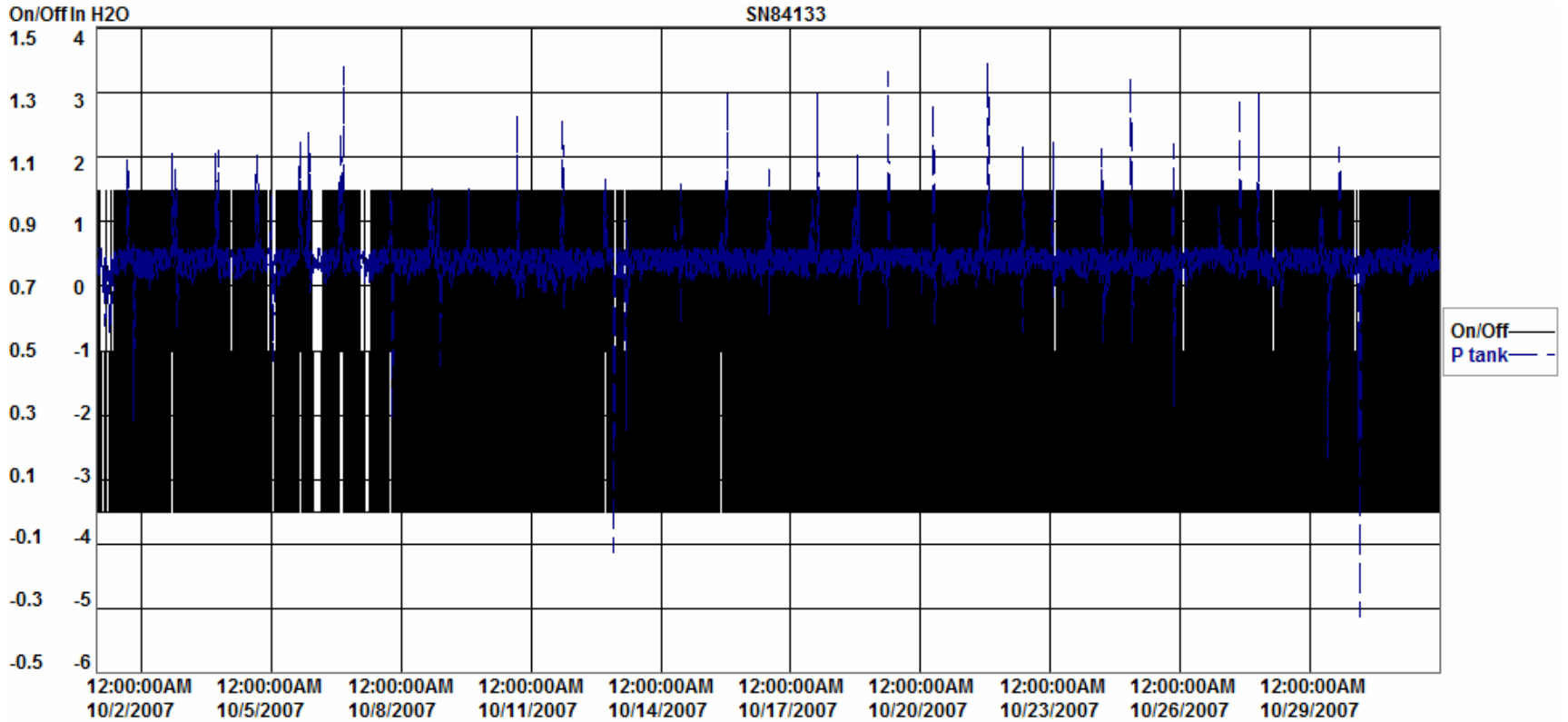
End Time: Sep/15/2008 2:44:34 PM

	Description	Rate	Readings	Low	Mean	High	Range	Units	
File:	SHELL24.TRW	120	261990 Pts						
0	On/Off			0.00	0.52	1.00	1.00	Off	On
7	P tank			-5.12	0.35	5.17	10.29	In H2O	





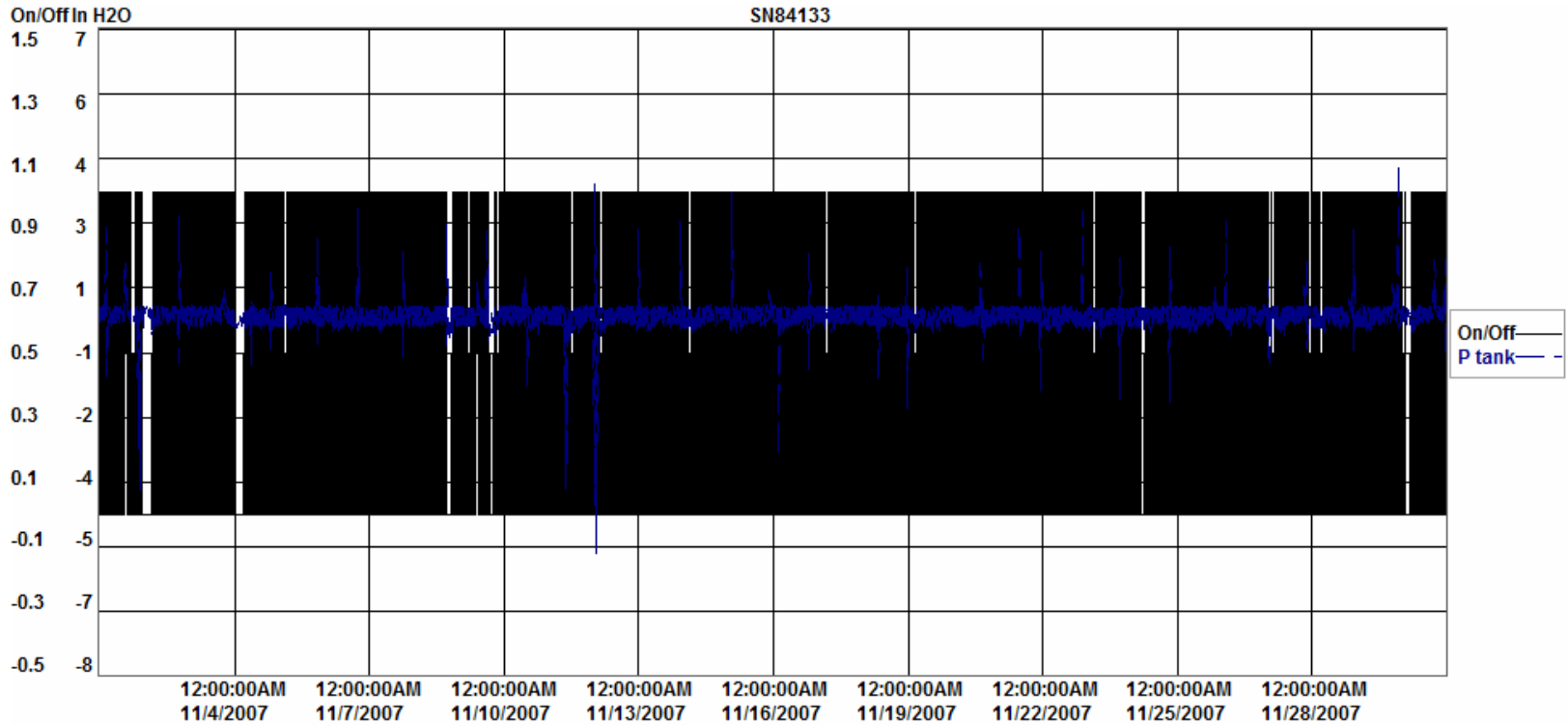




**SHELL24.TRW**

Start Time: Oct/1/2007 12:00:34 AM  
 End Time: Oct/31/2007 11:59:59 PM

	Description	Rate	Readings	Low	Mean	High	Range	Units	
File:	SHELL24.TRW	120	22321 Pts						
0	On/Off			0.00	0.64	1.00	1.00	Off	On
5	P vac			-2.37	16.19	29.26	31.63	in Hg	
6	Oil			3.94	3.94	3.95	0.01	Vdc	
7	P tank			-5.12	0.39	3.45	8.58	In H2O	

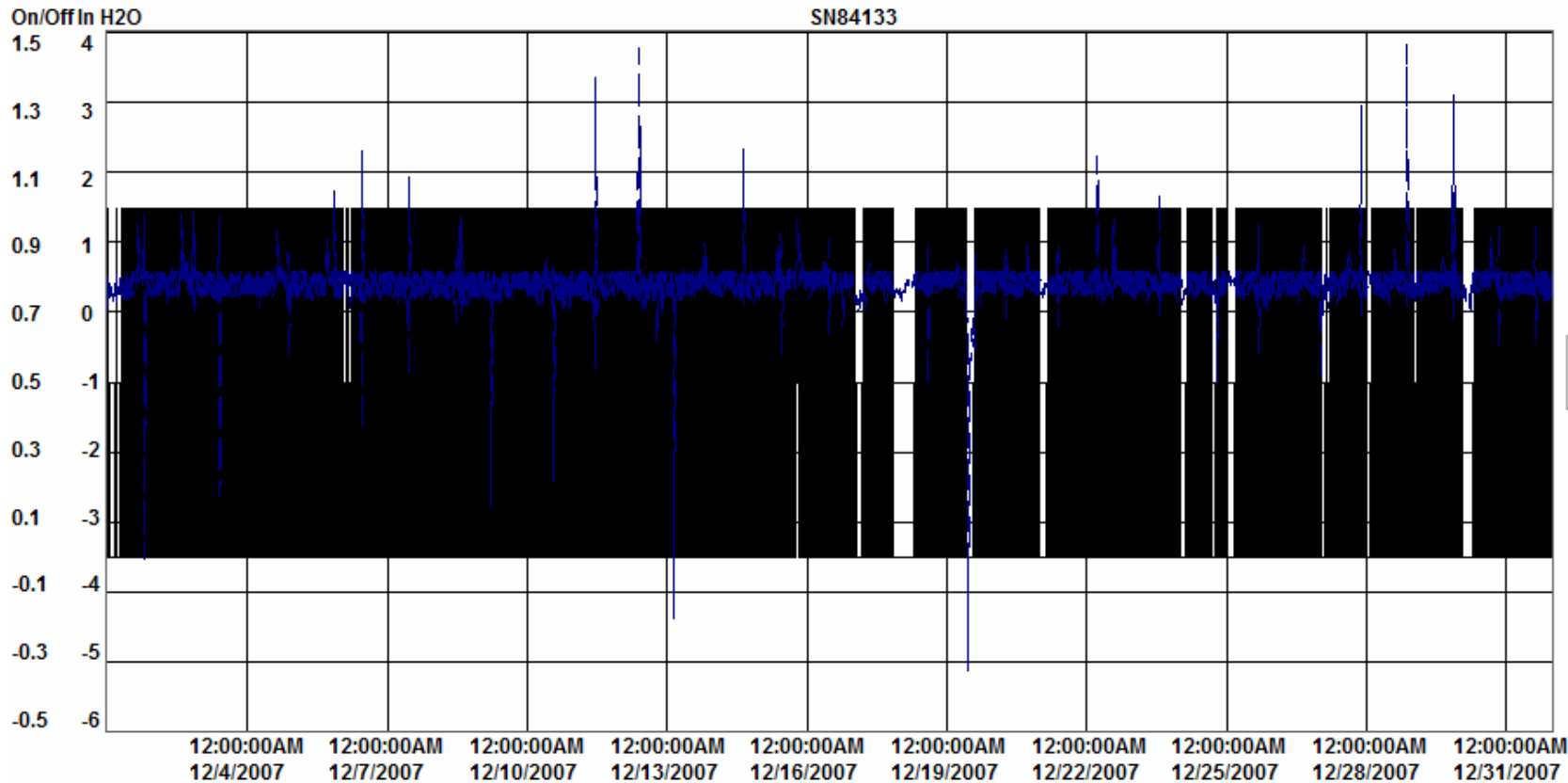


**SHELL24.TRW**

Start Time: Nov/1/2007 12:00:34 AM

End Time: Nov/30/2007 11:59:59 PM

	Description	Rate	Readings	Low	Mean	High	Range	Units	
File:	SHELL24.TRW	120	21601 Pts						
0	On/Off			0.00	0.61	1.00	1.00	Off	On
7	P tank			-5.12	0.33	3.93	9.05	In H2O	

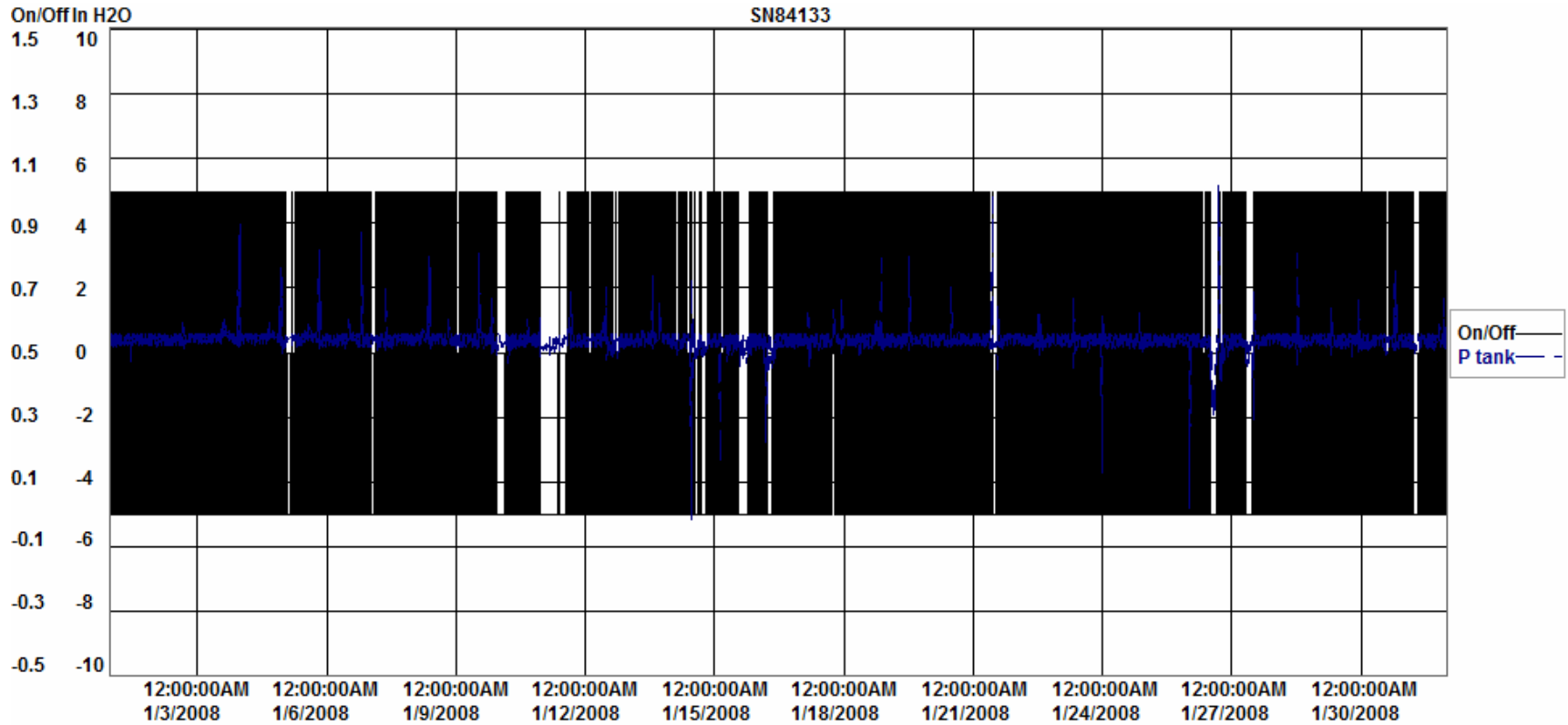


SHELL24.TRW

Start Time: Dec/1/2007 12:00:34 AM

End Time: Dec/31/2007 11:59:59 PM

	Description	Rate	Readings	Low	Mean	High	Range	Units	
File:	SHELL24.TRW	120	22321 Pts						
0	On/Off			0.00	0.60	1.00	1.00	Off	On
7	P tank			-5.12	0.39	3.83	8.96	In H2O	

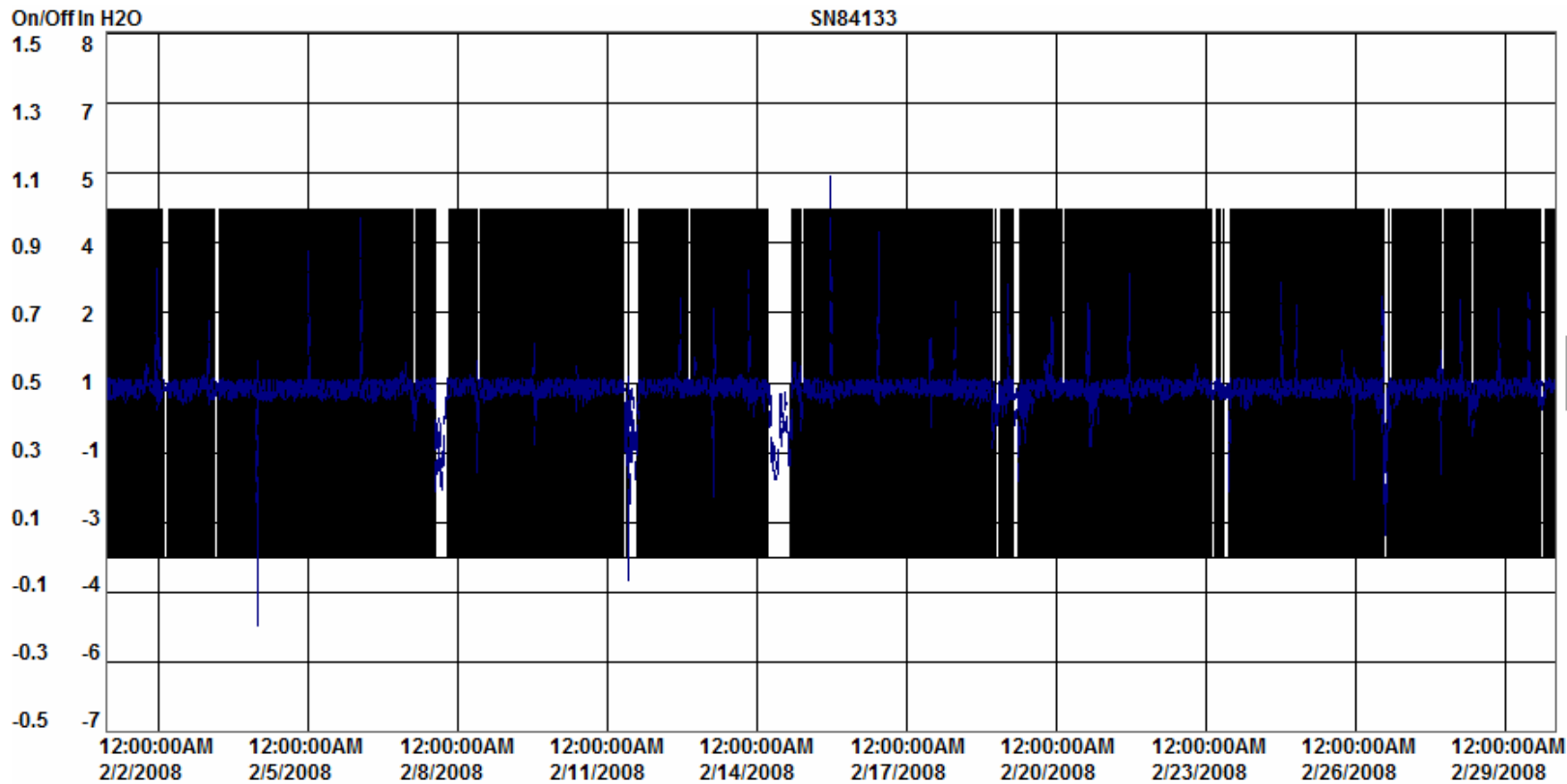


**SHELL24.TRW**

Start Time: Jan/1/2008 12:00:34 AM

End Time: Jan/31/2008 11:59:59 PM

	Description	Rate	Readings	Low	Mean	High	Range	Units	
File:	SHELL24.TRW	120	22321 Pts						
0	On/Off			0.00	0.57	1.00	1.00	Off	On
7	P tank			-5.12	0.37	5.17	10.29	In H2O	

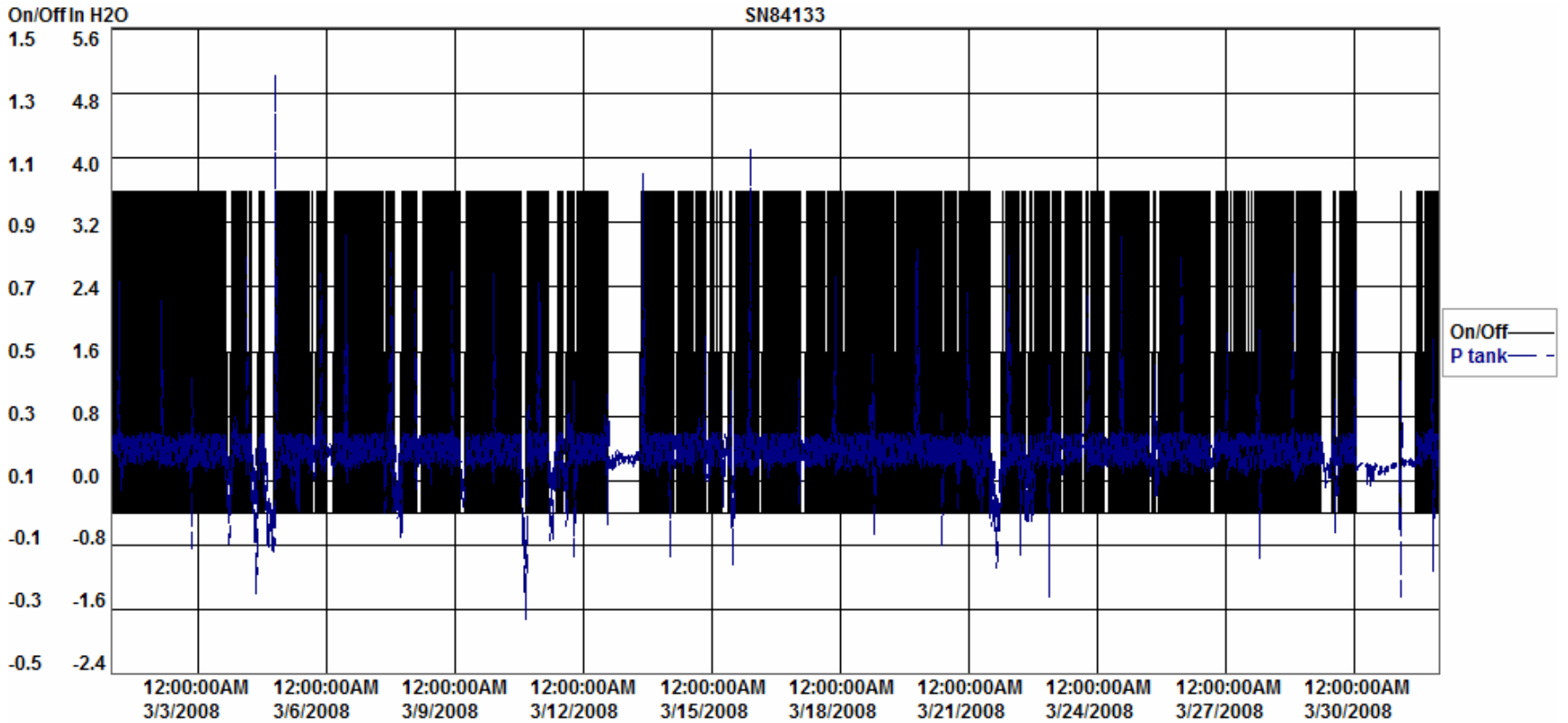


**SHELL24.TRW**

Start Time: Feb/1/2008 12:00:34 AM

End Time: Feb/29/2008 11:59:59 PM

	Description	Rate	Readings	Low	Mean	High	Range	Units	
File:	SHELL24.TRW	120	20881 Pts						
0	On/Off			0.00	0.57	1.00	1.00	Off	On
7	P tank			-4.70	0.33	5.05	9.75	In H2O	

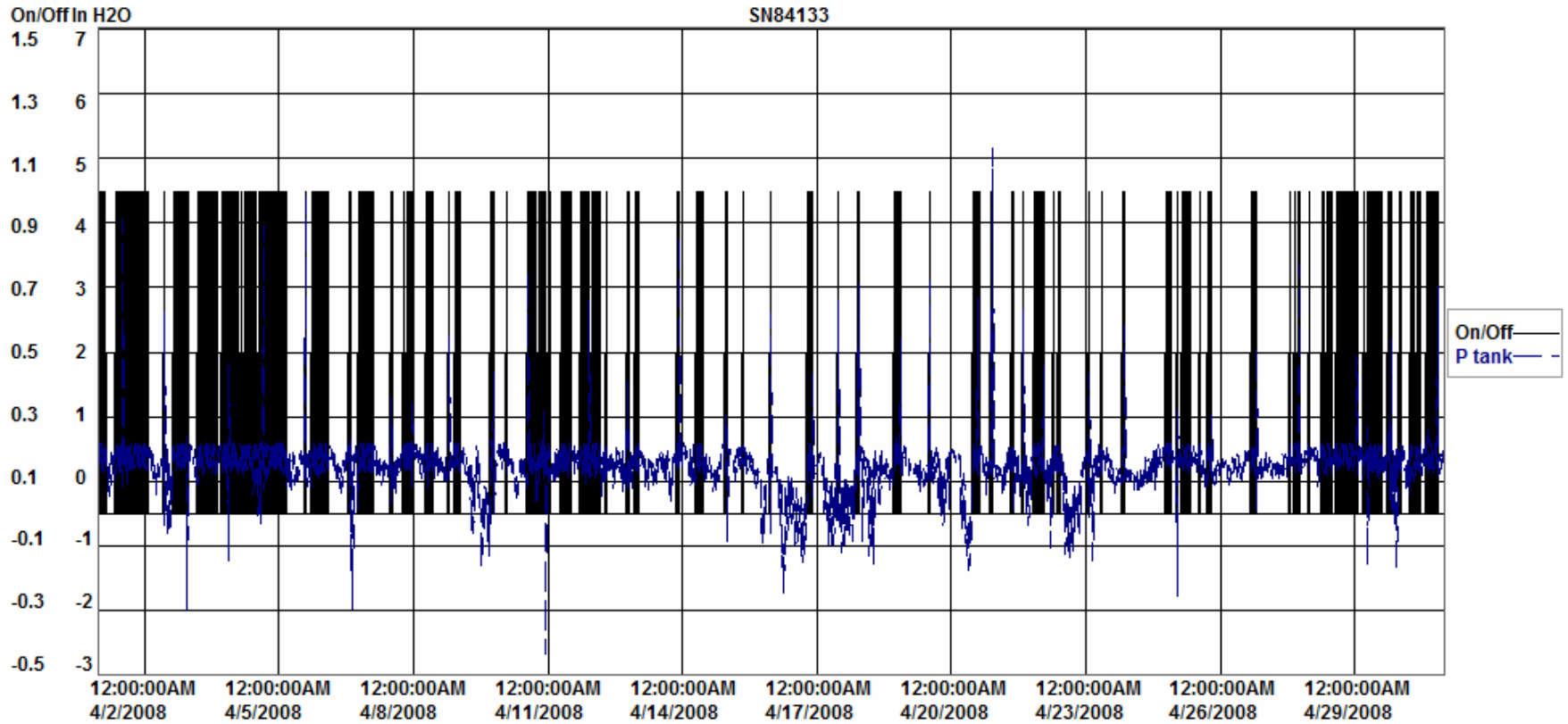


**SHELL24.TRW**

Start Time: Mar/1/2008 12:00:34 AM

End Time: Mar/31/2008 11:59:59 PM

	Description	Rate	Readings	Low	Mean	High	Range	Units	
File:	SHELL24.TRW	120	22321 Pts						
0	On/Off			0.00	0.42	1.00	1.00	Off	On
7	P tank			-1.71	0.33	5.04	6.75	In H2O	

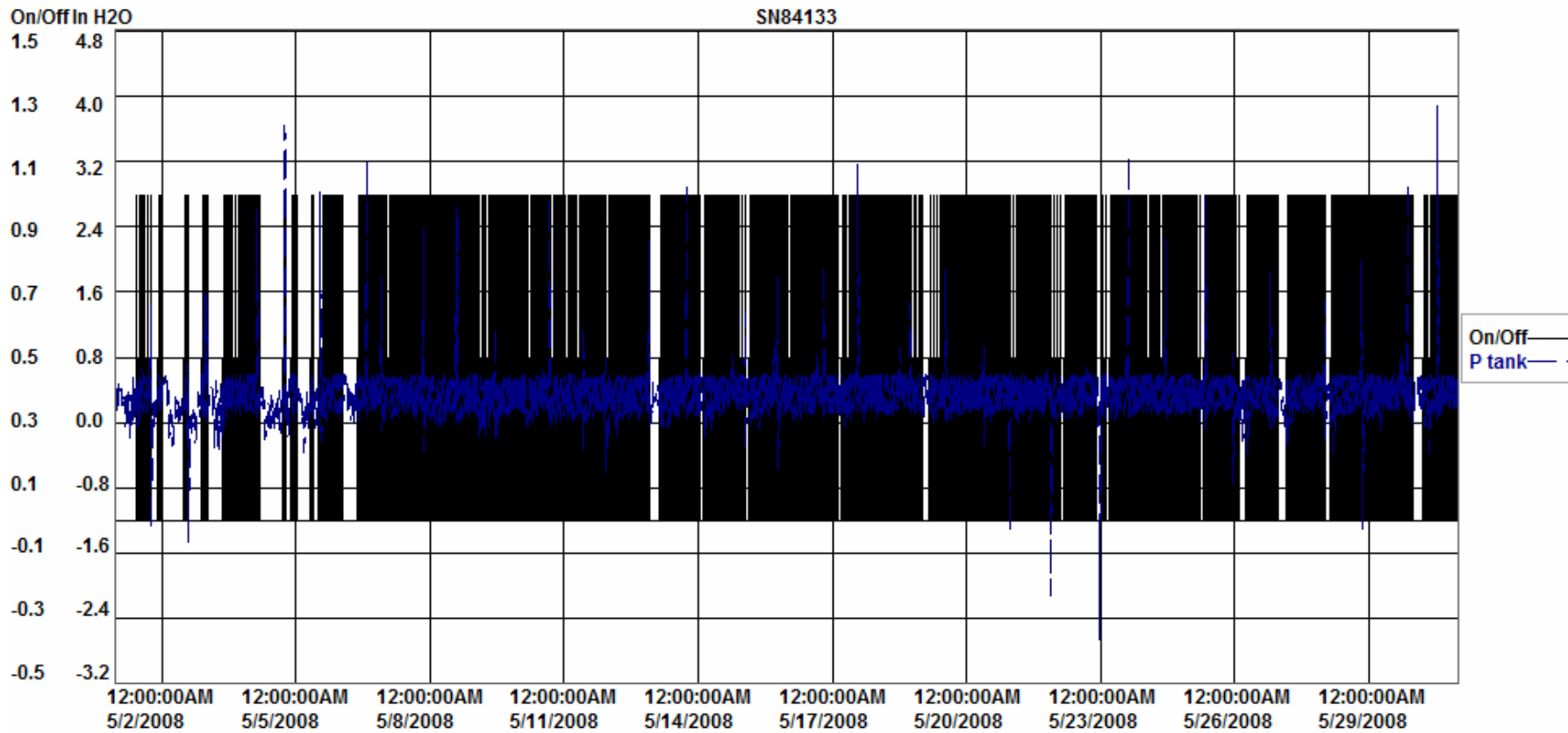


**SHELL24.TRW**

Start Time: Apr/1/2008 12:00:34 AM

End Time: Apr/30/2008 11:59:59 PM

	Description	Rate	Readings	Low	Mean	High	Range	Units	
File:	SHELL24.TRW	120	21601 Pts						
0	On/Off			0.00	0.14	1.00	1.00	Off	On
7	P tank			-2.66	0.23	5.17	7.83	In H2O	



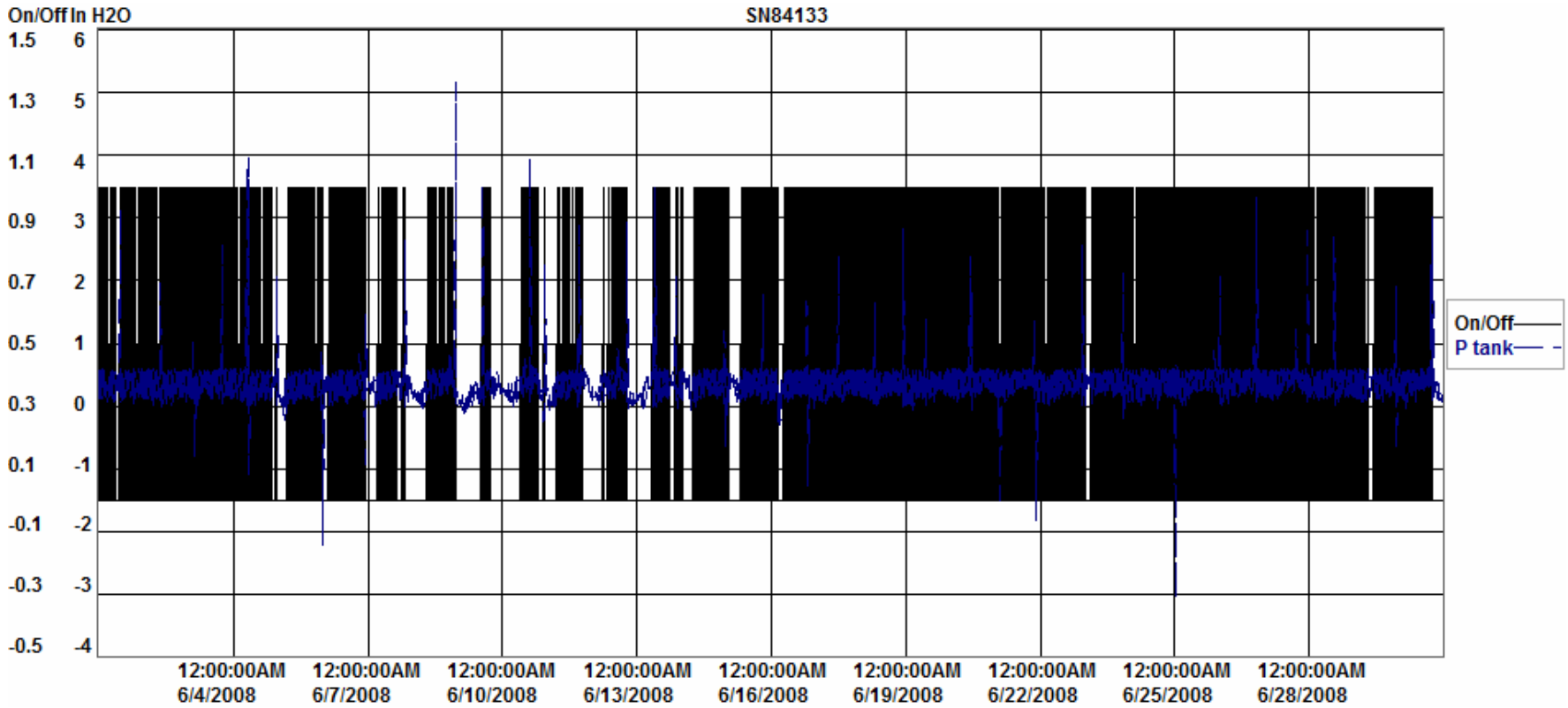
**SHELL24.TRW**

**Start Time: May/1/2008 12:00:34 AM**

**End Time: May/30/2008 11:59:59 PM**

	Description	Rate	Readings	Low	Mean	High	Range	Units	
File:	SHELL24.TRW	120	21601 Pts						
0	On/Off			0.00	0.38	1.00	1.00	Off	On
7	P tank			-2.64	0.32	3.89	6.53	In H2O	



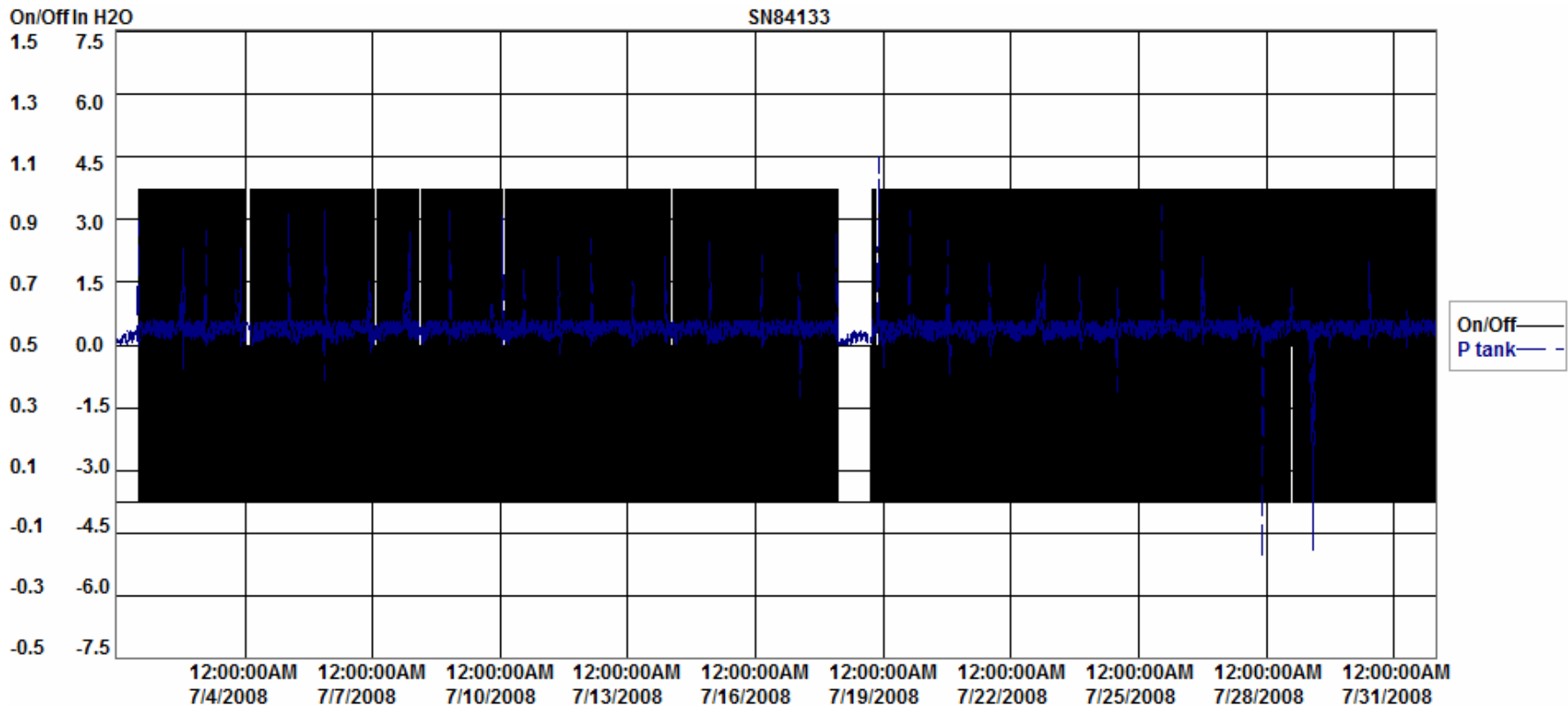


**SHELL24.TRW**

Start Time: Jun/1/2008 12:00:34 AM

End Time: Jun/30/2008 11:59:59 PM

	Description	Rate	Readings	Low	Mean	High	Range	Units	
File:	SHELL24.TRW	120	21601 Pts						
0	On/Off			0.00	0.43	1.00	1.00	Off	On
7	P tank			-3.08	0.34	5.17	8.25	In H2O	

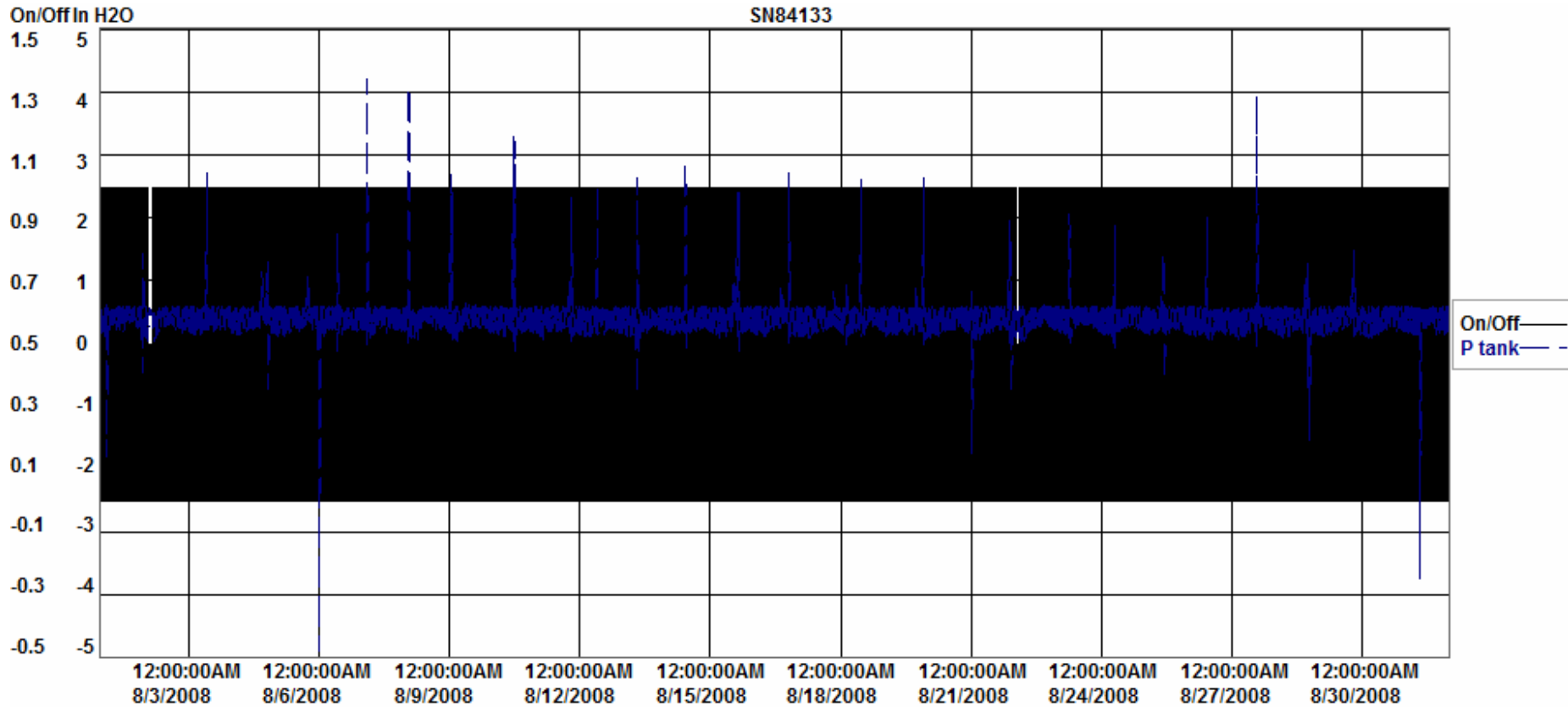


**SHELL24.TRW**

Start Time: Jul/1/2008 12:00:34 AM

End Time: Jul/31/2008 11:59:59 PM

	Description	Rate	Readings	Low	Mean	High	Range	Units	
File:	SHELL24.TRW	120	22321 Pts						
0	On/Off			0.00	0.65	1.00	1.00	Off	On
7	P tank			-5.11	0.38	4.52	9.63	In H2O	

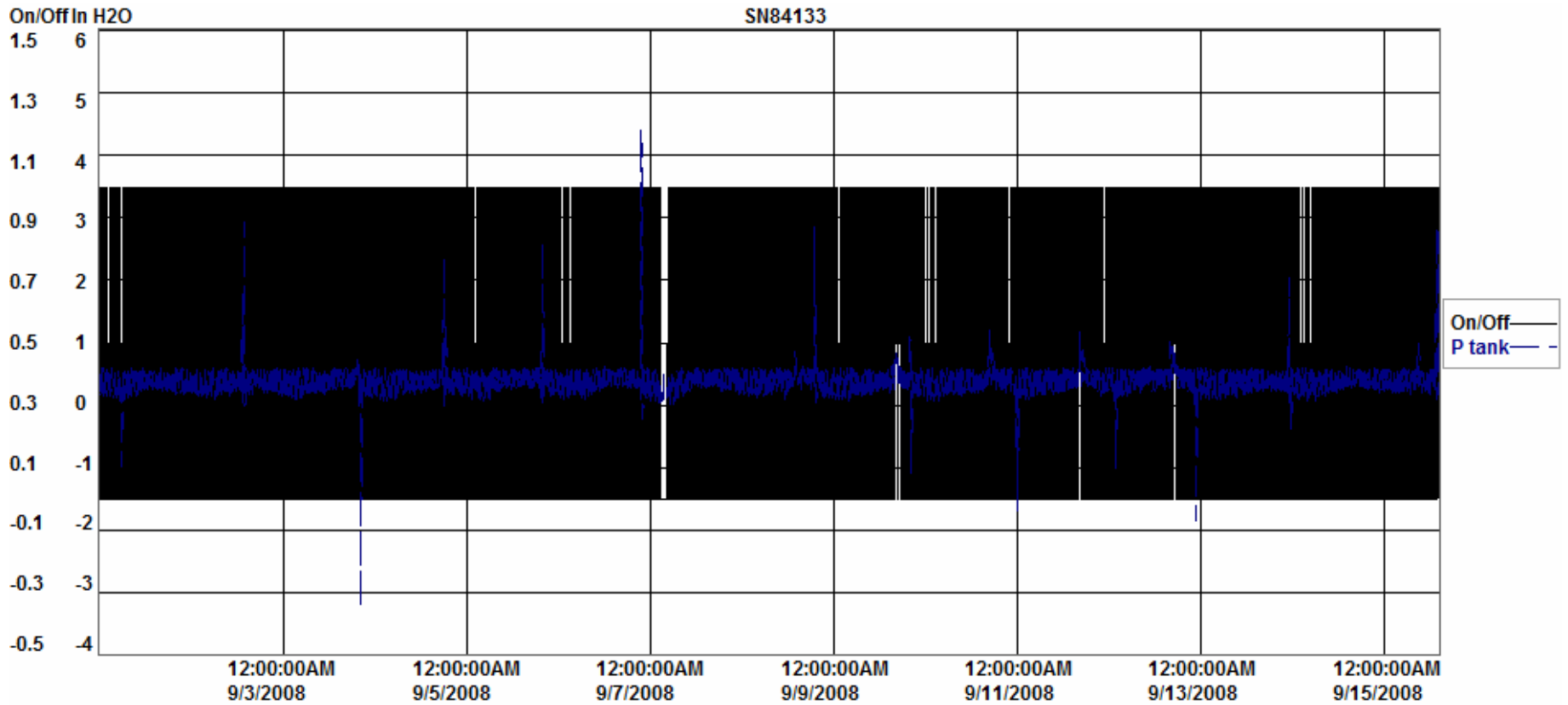


**SHELL24.TRW**

Start Time: Aug/1/2008 12:00:34 AM

End Time: Aug/31/2008 11:59:59 PM

	Description	Rate	Readings	Low	Mean	High	Range	Units	
File:	SHELL24.TRW	120	22321 Pts						
0	On/Off			0.00	0.65	1.00	1.00	Off	On
7	P tank			-4.89	0.37	4.22	9.12	In H2O	



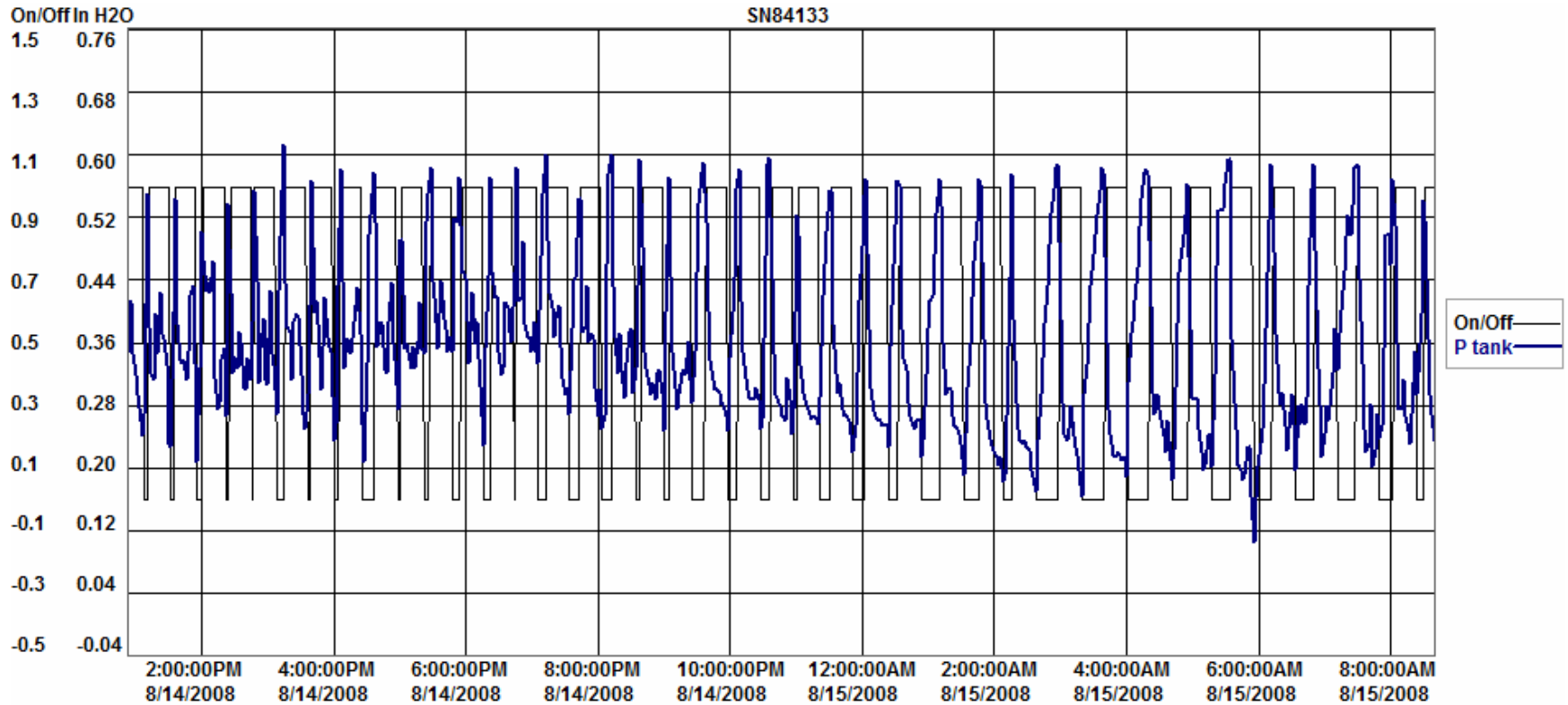
SHELL24.TRW

Start Time: Sep/1/2008 12:00:34 AM

End Time: Sep/15/2008 2:44:34 PM

	Description	Rate	Readings	Low	Mean	High	Range	Units	
File:	SHELL24.TRW	120	10523 Pts						
0	On/Off			0.00	0.65	1.00	1.00	Off	On
7	P tank			-3.23	0.36	4.41	7.64	In H2O	

# Normal System Cycling



## Shell: Nashua, NH

